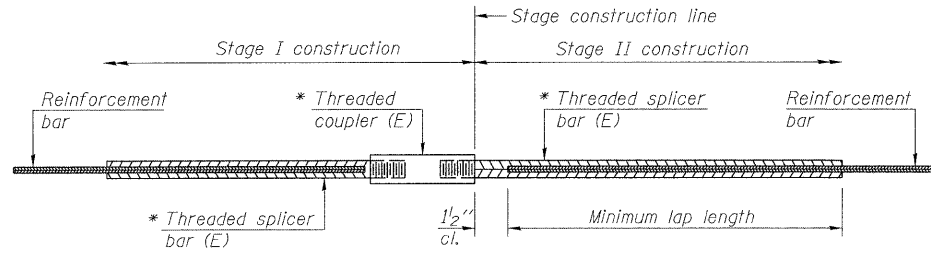


STATE OF ILLINOIS
DEPARTMENT OF TRANSPORTATION



STANDARD BAR SPLICER ASSEMBLY

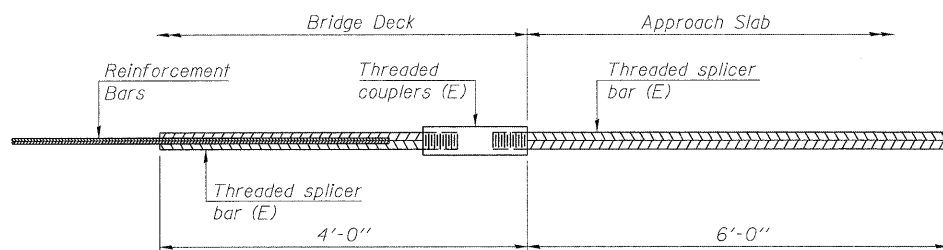
Bar size to be spliced	Minimum Lap Lengths			
	Table 1	Table 2	Table 3	Table 4
3, 4	1'-5"	1'-11"	2'-1"	2'-4"
5	1'-9"	2'-5"	2'-7"	2'-11"
6	2'-1"	2'-11"	3'-1"	3'-6"
7	2'-9"	3'-10"	4'-2"	4'-8"
8	3'-8"	5'-1"	5'-5"	6'-2"
9	4'-7"	6'-5"	6'-10"	7'-9"

Table 1: Black bar, 0.8 Class C
Table 2: Black bar, Top bar lap, 0.8 Class C
Table 3: Epoxy bar, 0.8 Class C
Table 4: Epoxy bar, Top bar lap, 0.8 Class C

Threaded splicer bar length = min. lap length + 1/2" + thread length

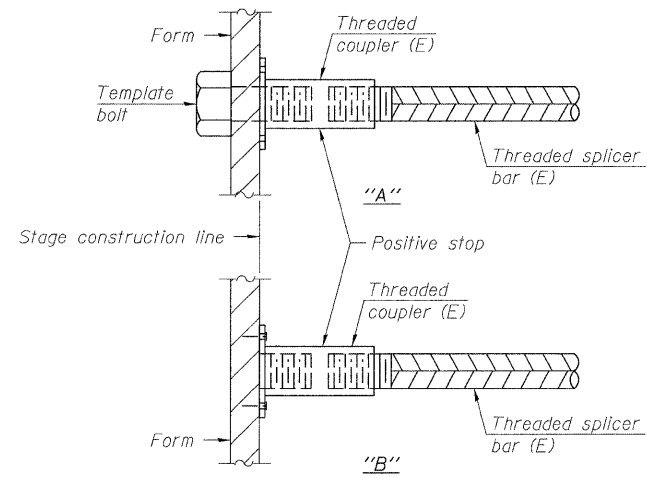
* Epoxy not required on Bar Splicer Assembly components used in conjunction with black bars.

Location	Bar size	No. assemblies required	Table for minimum lap length
Deck	#7	16	Table 4
Abutment	#5	8	Table 4



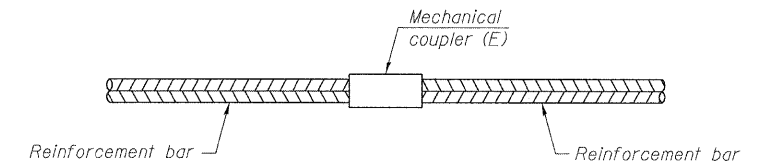
BAR SPLICER ASSEMBLY FOR #5 BAR ON INTEGRAL OR SEMI-INTEGRAL ABUTMENTS

No. required =



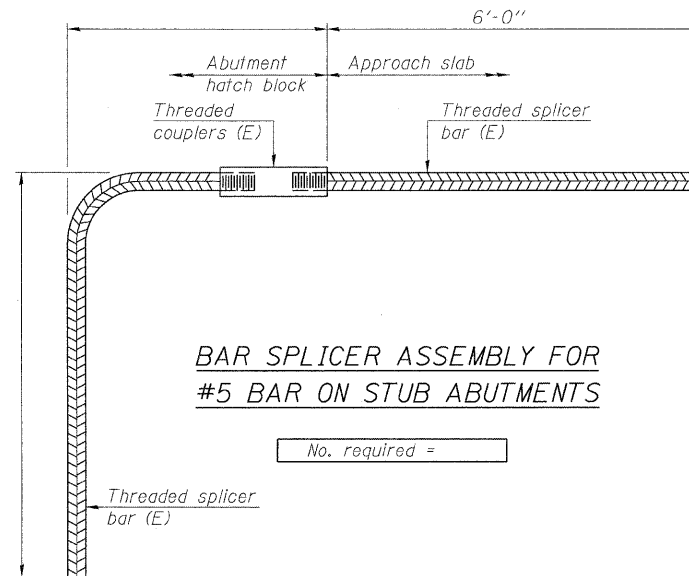
INSTALLATION AND SETTING METHODS

"A" : Set bar splicer assembly by means of a template bolt.
"B" : Set bar splicer assembly by nailing to wood forms or cementing to steel forms.
(E) : Indicates epoxy coating.



STANDARD MECHANICAL SPLICER

Location	Bar size	No. assemblies required



BAR SPLICER ASSEMBLY FOR #5 BAR ON STUB ABUTMENTS

No. required =

NOTES

Splicer bars shall be deformed with threaded ends and have a minimum 60 ksi yield strength.
All reinforcement shall be lapped and tied to the splicer bars.
Bar splicer assemblies shall be epoxy coated according to the requirements for reinforcement bars. See Section 508 of the Standard Specifications.
See special provision for Mechanical Splicers.
See approved list of bar splicer assemblies and mechanical splicers for alternatives.

BAR SPLICER ASSEMBLY AND MECHANICAL SPLICER DETAILS
STRUCTURE NO. 016-0371

 LIN ENGINEERING, LTD. Consulting Engineers Chatham, Illinois	SHEET NO. 11	F.A.I. RTE.	SECTION	COUNTY	TOTAL SHEETS	SHEET NO.
	11 SHEETS	290	(531-3.1,0305-302K)RS-5	COOK	314	159
Designed By: ESH Checked By: MTH Drawn By: TBP Date: 12/2009 File: 016-0371.dgn		CONTRACT NO. 60138 FED. ROAD DIST. NO. _ ILLINOIS FED. AID PROJECT				