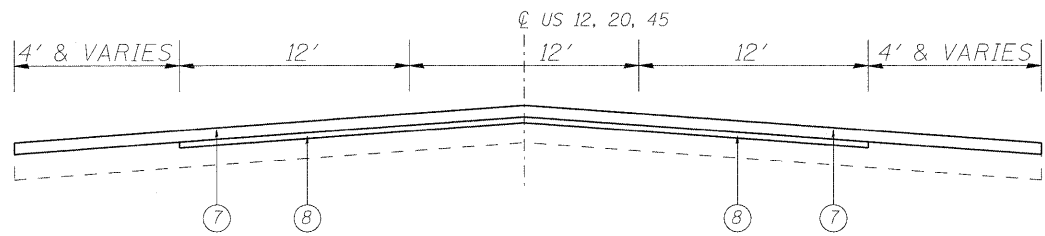
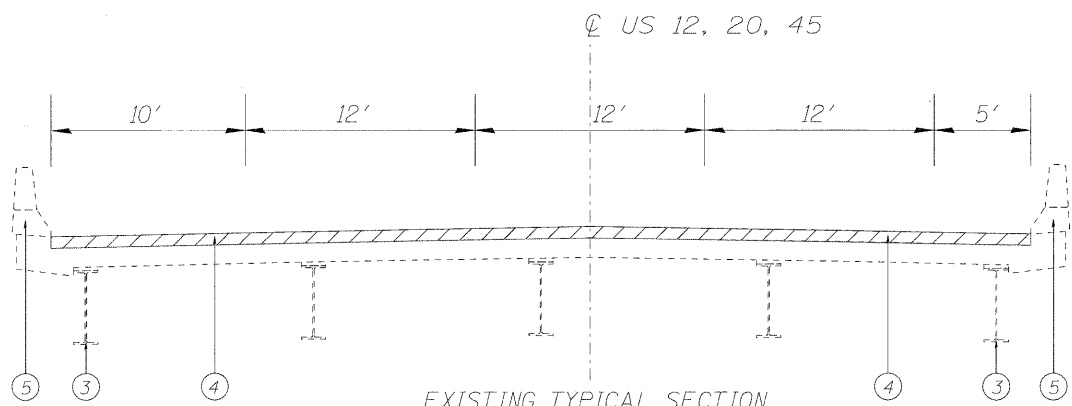


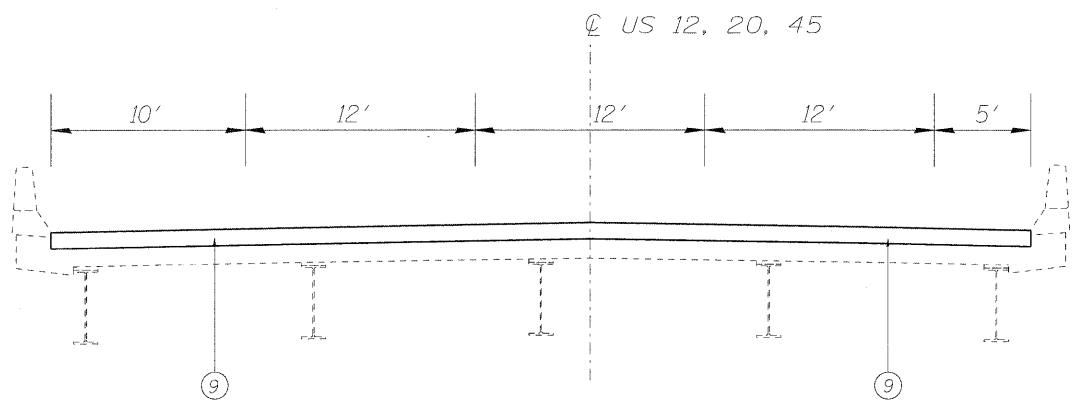
EXISTING TYPICAL SECTION  
STA. 31+99.36 TO STA. 41+29.23  
STA. 68+66.40 TO STA. 69+00.70



PROPOSED TYPICAL SECTION  
STA. 31+99.36 TO STA. 41+29.23  
STA. 68+66.40 TO STA. 69+00.70



EXISTING TYPICAL SECTION  
STA. 41+29.23 TO STA. 68+66.40



PROPOSED TYPICAL SECTION  
STA. 41+29.23 TO STA. 68+66.40

**LEGEND**

- ① EXISTING HMA OVERLAY
- ② EXISTING BASE COURSE, 4"
- ③ EXISTING WF STEEL BEAMS
- ④ EXISTING BRIDGE DECK HYDRO-SCARIFICATION, 1/2"
- ⑤ EXISTING PARAPET WALLS
- ⑥ PROPOSED HOT-MIX ASPHALT SURFACE REMOVAL, VARIABLE DEPTH
- ⑦ PROPOSED POLYMERIZED HMA SURFACE CSE., MIX "F", N90, 1 3/4"
- ⑧ PROPOSED LEVELING BINDER (MACHINE METHOD), N70, 3/4"
- ⑨ PROPOSED BRIDGE DECK LATEX CONCRETE OVERLAY, 2 1/4"
- ⑩ HMA SURFACE REMOVAL, 1 1/2"

HOT-MIX ASPHALT MIXTURE REQUIREMENTS		
OPERATION	MIXTURE TYPE	DESIGN AIR VOIDS
ROADWAY	POLYMERIZED HMA SURFACE COURSE, MIX "F", N90 (IL 9.5 mm)	4% @ 90 GYR
	LEVELING BINDER (MACHINE METHOD), N70	4% @ 70 GYR
SHOULDER	POLYMERIZED HMA SURFACE COURSE, MIX "F", N90 (IL 9.5 mm)	4% @ 90 GYR

**NOTES:**

THE UNIT WEIGHT USED TO CALCULATE ALL HMA SURFACE COURSE MIXTURES IS 112 LBS/SQ-YD/IN.

FOR "AC TYPE" FOR POLYMERIZED HMA MIXES SHALL BE "SBS/SBR PG 70 -22" AND FOR NON-POLYMERIZED HMA THE "AC TYPE" SHALL BE "PG 64 -22" UNLESS MODIFIED BY DISTRICT ONE SPECIAL PROVISIONS. FOR "PERCENT OF RAP" SEE DISTRICT ONE SPECIAL PROVISIONS.