

Existing Structure: Existing Structure No. 022-0067 was built in 1960 as FAS Rte. 1135, Section 163 HB MFT. Existing Structure is a 4 span PCI beam bridge on pile supported abutments and piers, with 7 1/2" deck. Traffic to be maintained using stage construction.

Salvage: None

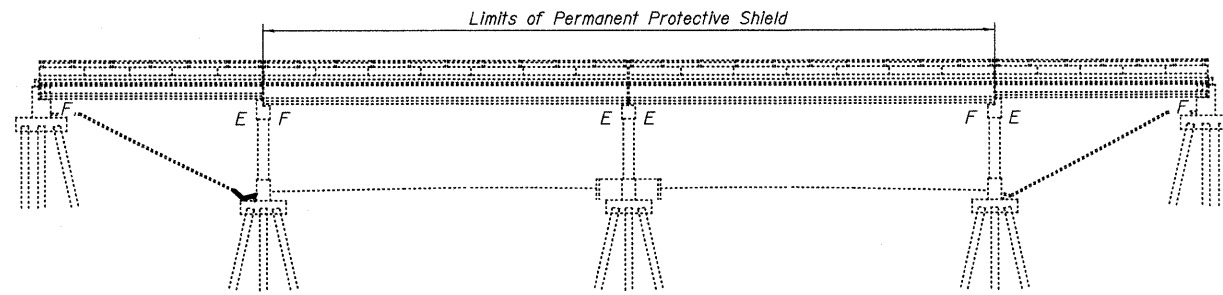
STATE OF ILLINOIS  
DEPARTMENT OF TRANSPORTATION

INDEX OF SHEETS

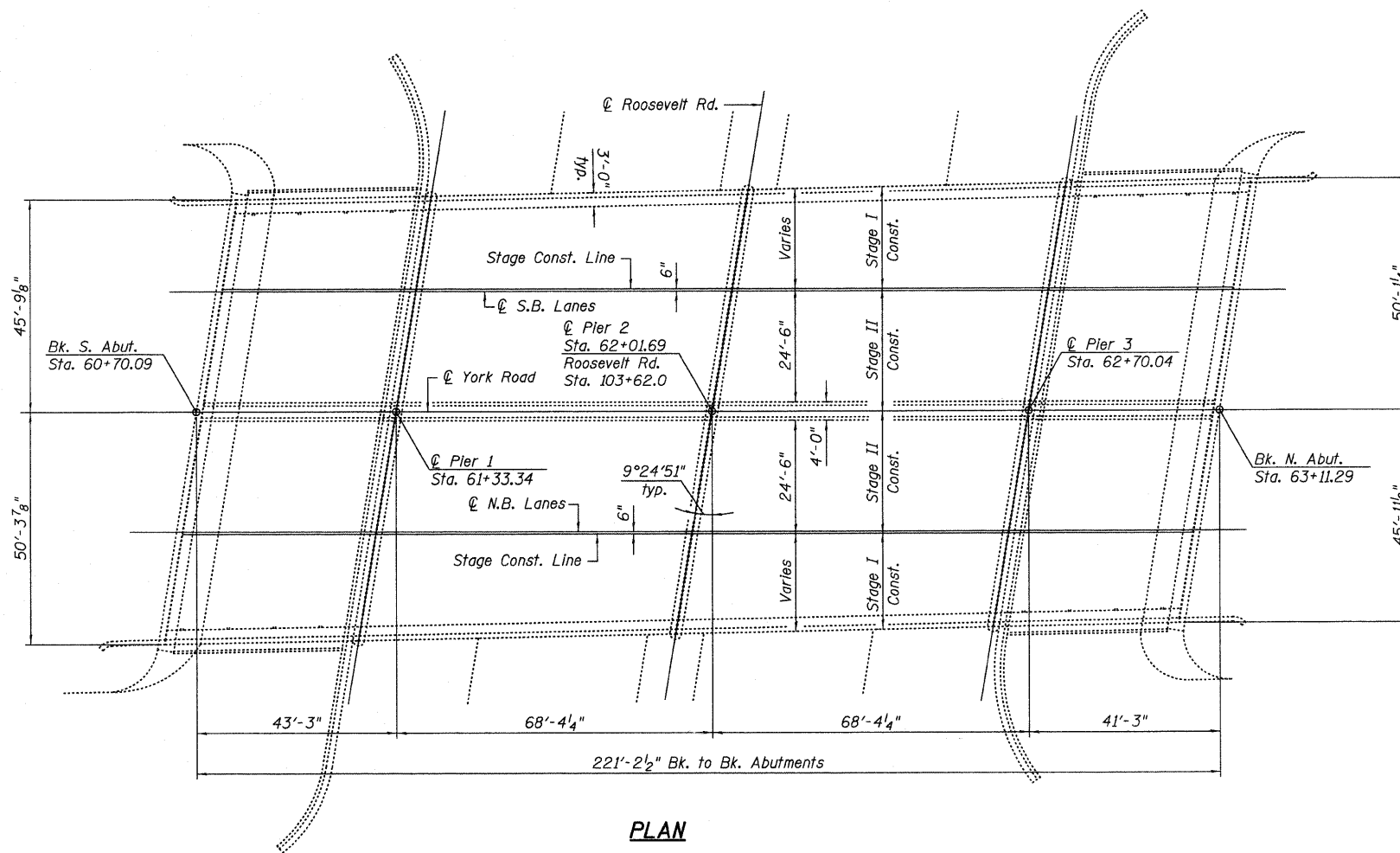

SCOPE OF WORK

1. General Plan and Elevation
2. General Notes and Bill of Material
3. Stage Construction Details
4. Temporary Concrete Barrier for Stage Construction
5. Deck Slab Repair Details
- 6.-10. Joint Replacement Details
11. Diaphragm Details
12. Preformed Joint Strip Seal Details
13. Longitudinal Joint Closure Details
14. Slope Wall Repair
15. Floor Drain Details
16. Bar Splicer Assembly and Mechanical Splicer Details

1. Remove concrete deck and parapet adjacent to expansion joints.
2. Provide Preformed Joint Strip Seal expansion joints at abutments.
3. Replace concrete deck and parapet adjacent to expansion joints.
4. Apply 1/2" hydro-scarification to deck slab.
5. Repair deck slab.
6. Place 2 1/4" latex concrete overlay on bridge deck.
7. Place HMA overlay on approaches.
8. Apply protective coat and bridge deck grooving to top of bridge deck overlay and new concrete at joints.
9. Remove and replace median, thus eliminating the longitudinal joint.
10. Repair deteriorated concrete at slope wall.
11. Replace existing deck drains.



ELEVATION



PLAN

DESIGNED - CMV
CHECKED - SDS
DRAWN - DLH
CHECKED - CMV

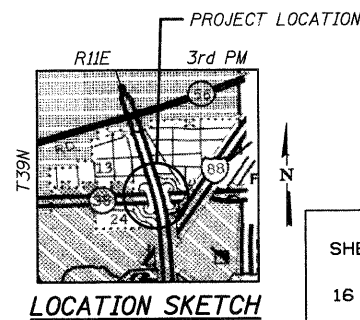

**WHKS & CO.**  
ENGINEERING  
7018 KINGSMILL CT.,  
SPRINGFIELD, IL  
(217) 483-9457  
DESIGN FIRM #184001036

**LOADING HS20-44**  
(Existing Construction)

**DESIGN SPECIFICATIONS**  
2002 Standard Specifications for  
Highway Bridges 17th Edition

**DESIGN STRESSES**

FIELD UNITS  
(NEW CONSTRUCTION)  
f'c = 3,500 psi  
fy = 60,000 psi (Reinforcement)



**GENERAL PLAN AND ELEVATION**  
**F.A.U. RTE. 2678 (YORK ROAD) OVER**  
**F.A.P. RTE. 347 (IL RTE. 38 - ROOSEVELT ROAD)**  
**SECTION 163 HB-I-1**  
**DUPAGE COUNTY**  
**STATION 621+01.69**  
**STRUCTURE NO. 022-0067**

SHEET NO. 1	F.A.U. RTE.	SECTION	COUNTY	TOTAL SHEETS	SHEET NO.
16 SHEETS	2678	163 HB-I-1	DUPAGE	31	11
	C-91-275-10			CONTRACT NO. 60J85	
ILLINOIS FED. AID PROJECT					