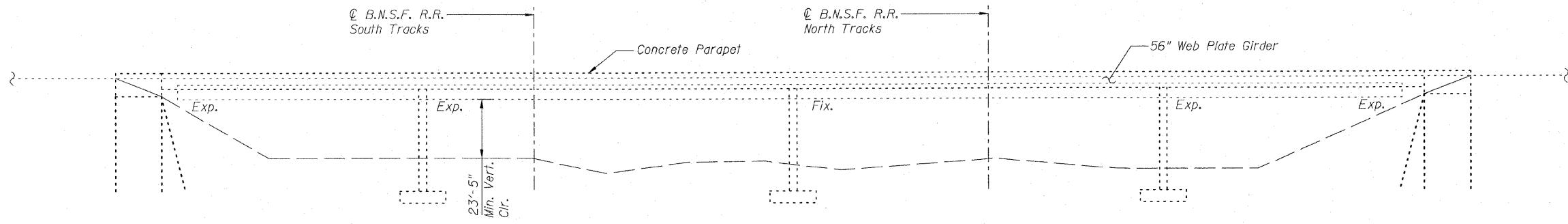


STATE OF ILLINOIS
DEPARTMENT OF TRANSPORTATION

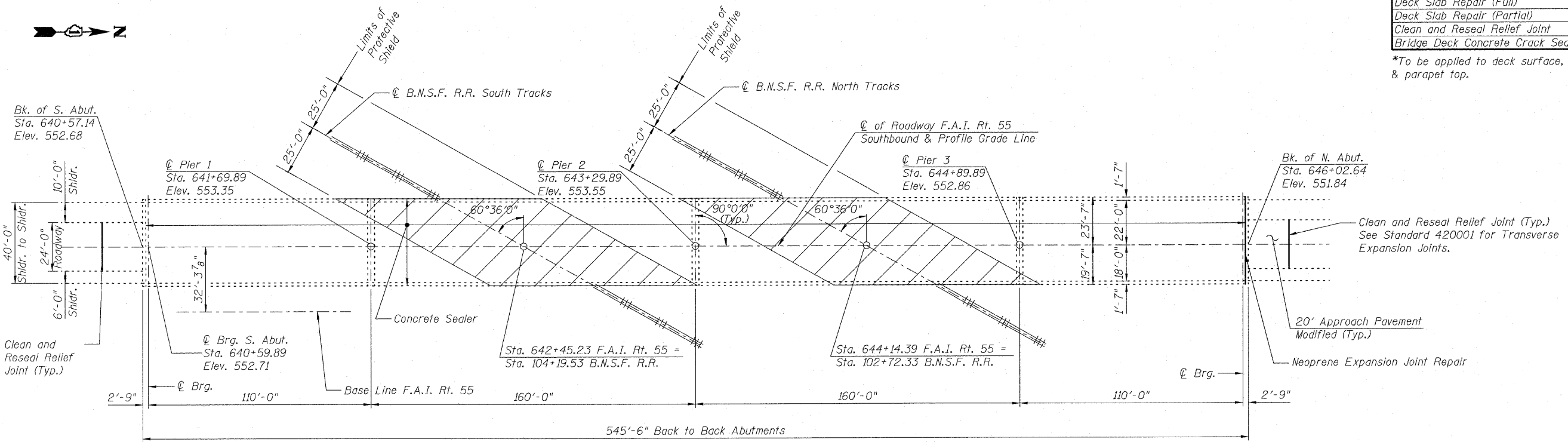


ELEVATION

TOTAL BILL OF MATERIAL

ITEM	UNIT	TOTAL
Protective Shield	Sq. Yd.	980
Neoprene Expansion Joint (Dam)	Foot	42
*Concrete Sealer	Sq. Ft.	26004
Deck Slab Repair (Full)	Sq. Yd.	5.0
Deck Slab Repair (Partial)	Sq. Yd.	5.0
Clean and Reseal Relief Joint	Foot	48
Bridge Deck Concrete Crack Sealer	Foot	32

*To be applied to deck surface, parapet face, & parapet top.



PLAN

GENERAL NOTES

Plan dimensions and details relative to existing plans are subject to nominal construction variations. The Contractor shall field verify existing dimensions and details affecting new construction and make necessary approved adjustments prior to construction or ordering of materials. Such variations shall not be cause for additional compensation for a change in scope of the work, however, the Contractor will be paid for the quantity actually furnished at the unit price bid for the work.

INDEX OF SHEETS:

1. General Plan & Elevation
2. Cross Section & Staging
3. Deck Plan
4. Deck Plan
5. Neoprene Expansion Joint Repair

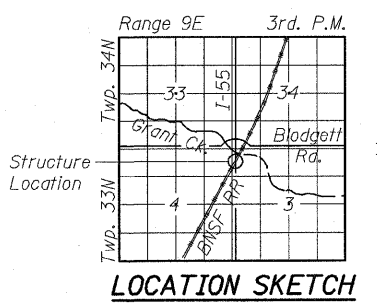
GENERAL PLAN & ELEVATION
I-55 SB OVER B.N.S.F. R.R.
F.A.I. RT. 55 - SEC. 87R
WILL COUNTY
STATION 643+29.89
STRUCTURE NO. 099-0304

DESIGNED	BRT
CHECKED	BJM
DRAWN	KMS
CHECKED	BJM



B. Robert Tessitore
Expires: 11-30-10

01-22-2010
Date



Wight & Company
2500 North Frontage Road, Darien, IL 60561
630.969.7000 630.969.7979 fax
Design Firm Registration 184-000451

SHEET NO. 1	F.A.I. RTE.	SECTION	COUNTY	TOTAL SHEETS	SHEET NO.
	55	99 (1+2) 25-12	WILL	110	95
5 SHEETS	CONTRACT NO. 60604				
FED. ROAD DIST. NO. ILLINOIS FED. AID PROJECT					

1/27/2010 10:40:32 AM Default G:\ENG\06-5329-02 D1 Various Structure\CAD\0990304\BRT\0990304_001.GPJ