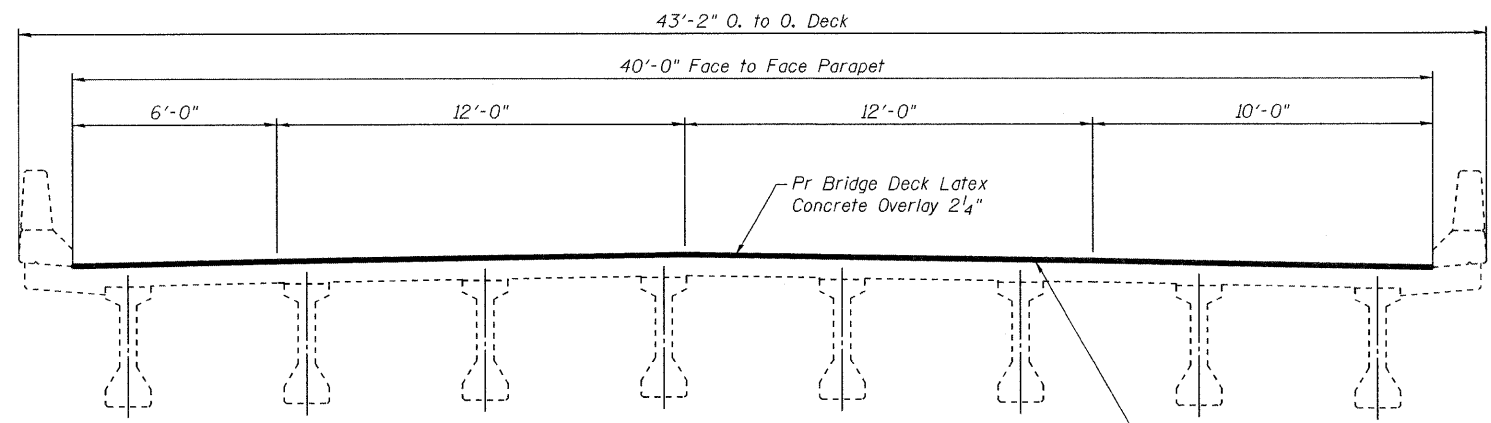
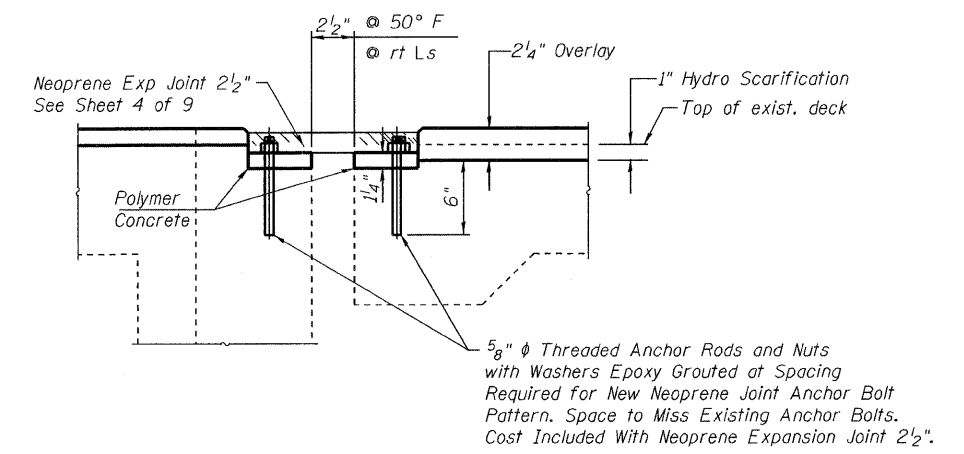


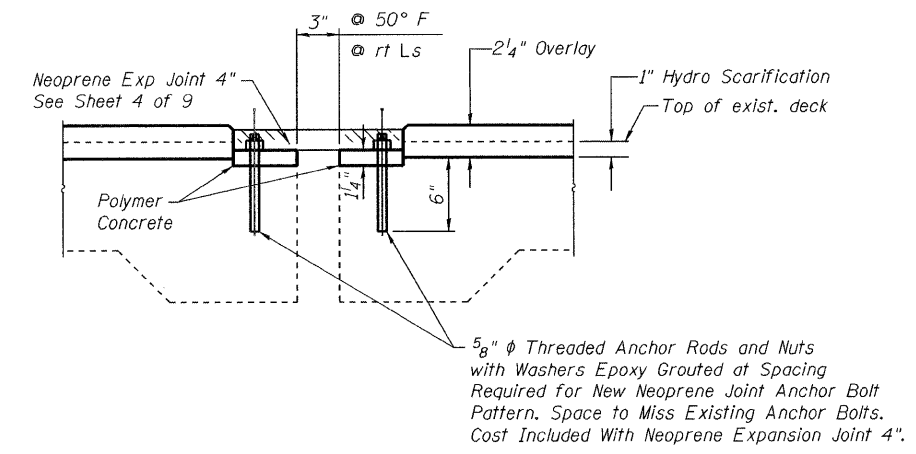
EXISTING CROSS SECTION
(Looking South)



PROPOSED CROSS SECTION
(Looking South)



SECTION AT ABUTMENTS
(Showing New Neoprene Joint)



SECTION AT PIERS 4 & 8
(Showing New Neoprene Joint)

NOTES:
Limits of Concrete Bridge Deck Latex Concrete Overlay 2 1/4" and Bridge Deck Hydro Scarification 1" Extend from End of Deck at S Abutment to End of Deck at N Abutment 333'-9 7/8" Units 1 & 3, ±333'-3" Unit 2.
Remove Existing Neoprene Joints, Cut Existing Anchor Bolts Flush With Top of Concrete, Grind Smooth and Seal With Epoxy. Cost Included With Neoprene Joints 2 1/2" and 4" as Applicable.

BILL OF MATERIAL

ITEM	UNIT	TOTAL
Bridge Deck Latex Concrete Overlay 2 1/4"	Sq Yd	4449
Bridge Deck Hydro Scarification 1"	Sq Yd	4449
Neoprene Expansion Joint 2 1/2"	Foot	97
Neoprene Expansion Joint 4"	Foot	97

ILLINOIS DEPARTMENT OF TRANSPORTATION

SHEET TITLE: CROSS SECTION

PROJECT: I-55 SB OVER KANKAKEE RIVER
FAI ROUTE 55, SECTION 88(B&B-1)BR
WILL COUNTY
SN 099-0002

PROJECT NO.: 03095-16
SCALE: AS SHOWN
DATE: 6/25/09
DRAWN BY: CFC
CHECKED BY: MCB/KPS
DRAWING NO.: 3

COOMBE-BLOXDORF P.C.
Engineers / Land Surveyors
Springfield, Illinois
Design Firm License No. 184-002703

OF 9 SHTS

PLOT DATE = 6/25/2009
PLOT SCALE = 1/8" = 1'-0"
USER NAME = JML