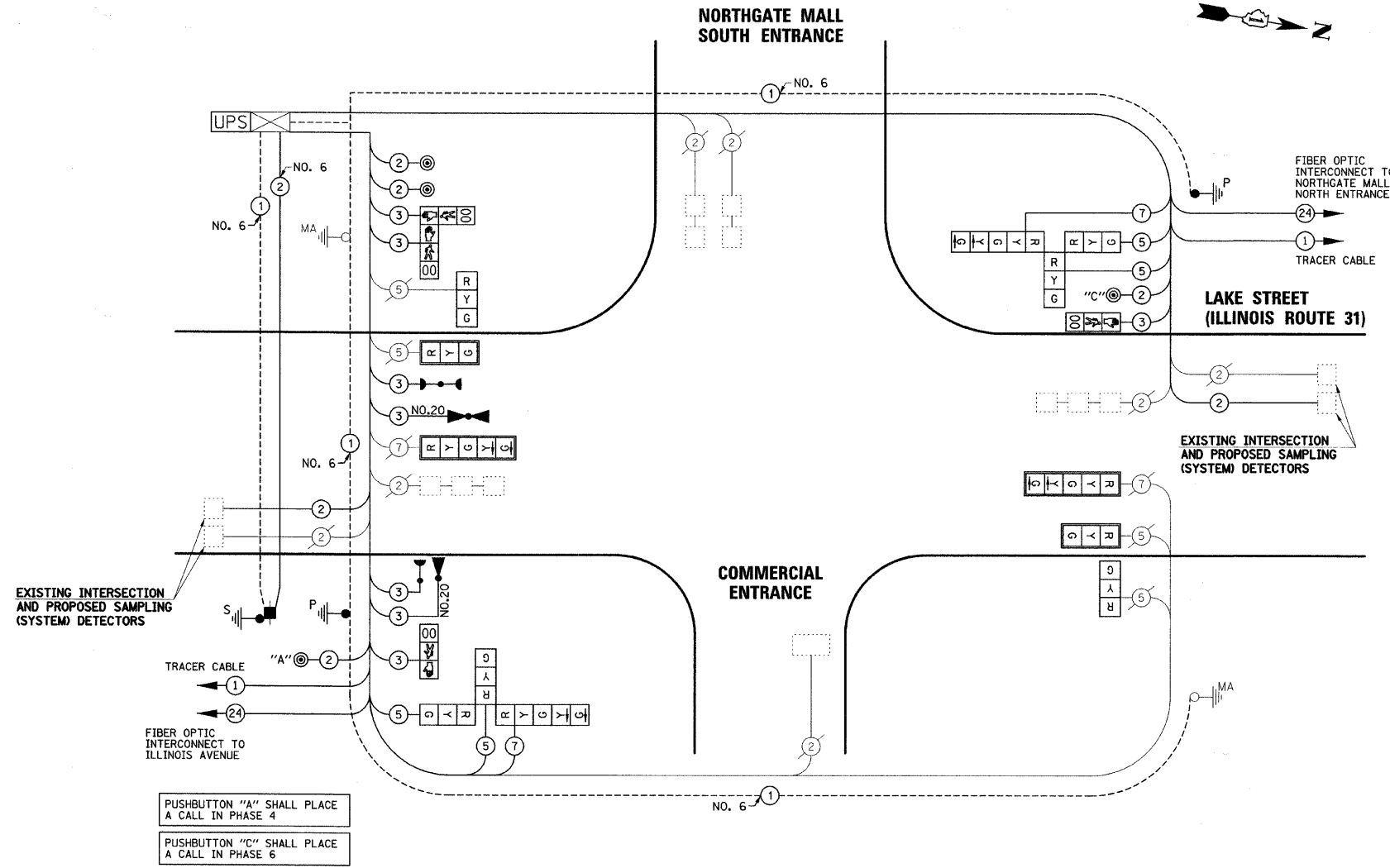


| | | |
|------|------------------|------|
| PLAN | SURVEYED | DATE |
| | PLOTTED | |
| | NOTED BY CHECKED | |
| | BY | |
| | FILE NAME | |

| | | |
|---------|------------------|------|
| PROFILE | SURVEYED | DATE |
| | PLOTTED | |
| | NOTED BY CHECKED | |
| | BY | |
| | FILE NAME | |

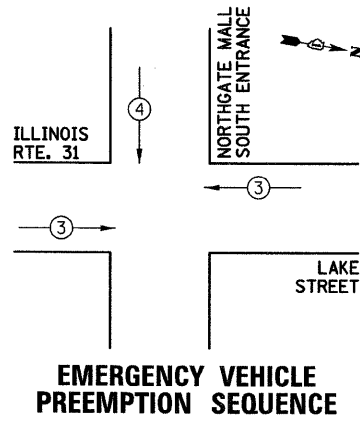


PUSHBUTTON "A" SHALL PLACE A CALL IN PHASE 4
 PUSHBUTTON "C" SHALL PLACE A CALL IN PHASE 6

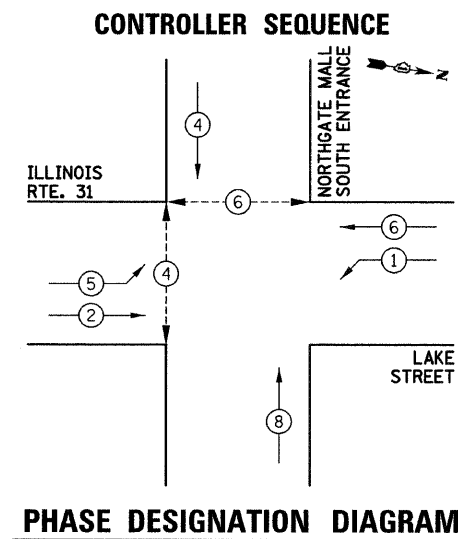
| I.D.O.T TRAFFIC SIGNAL INSTALLATION ELECTRICAL SERVICE REQUIREMENTS | | | | | |
|---|-----------|---------|-----|-------------|---------------|
| TYPE | NO. LAMPS | WATTAGE | | % OPERATION | TOTAL WATTAGE |
| | | INCAND. | LED | | |
| SIGNAL (RED) | 12 | | 17 | 0.50 | 102 |
| (YELLOW) | 12 | | 25 | 0.25 | 75 |
| (GREEN) | 12 | | 15 | 0.25 | 45 |
| ARROW | 8 | | 12 | 0.10 | 9.6 |
| PED. SIGNAL | 4 | | 25 | 1.00 | 100 |
| CONTROLLER | 1 | | 100 | 1.00 | 100 |
| UPS | 1 | | 25 | 1.00 | 25 |
| TOTAL = | | | | | 456.6 |

ENERGY COSTS TO: CITY OF AURORA
 44 E. DOWNER PLACE
 AURORA, ILLINOIS 60507-2067

ENERGY SUPPLY CONTACT: MARK SCHERIBEL
 PHONE: (630) 723-2128
 COMPANY: COMMONWEALTH EDISON



| PROPOSED EMERGENCY VEHICLE PREEMPTORS | | |
|---------------------------------------|---|---|
| PROPOSED EMERGENCY VEHICLE PREEMPTORS | 3 | 4 |
| MOVEMENT | ← | ↓ |



| CONTROLLER SEQUENCE LEGEND | |
|----------------------------|--------------------------------------|
| ← ⊕ → | DUAL ENTRY PHASE |
| ← ⊙ → | SINGLE ENTRY PHASE |
| ← ⊕ → OL | OVERLAP |
| * OL | NUMBER REFERRING TO ASSOCIATED PHASE |
| ← ⊕ → | PEDESTRIAN PHASE |

THE TRAFFIC SIGNAL CONTROL EQUIPMENT FOR THIS PROJECT SHALL BE "ECONOLITE" TO MATCH THE EXISTING ADJACENT SYSTEM.

THE EMERGENCY VEHICLE PREEMPTION EQUIPMENT FOR THIS PROJECT SHALL BE OPTICOM AS REQUIRED BY THE CITY OF AURORA.

SCHEDULE OF QUANTITIES

| PAY ITEM DESCRIPTION | UNIT | NORTHGATE SOUTH |
|---|-------|-----------------|
| DETECTABLE WARNINGS | SQ FT | 17 |
| THERMOPLASTIC PAVEMENT MARKING - LINE 12" | FOOT | 270 |
| THERMOPLASTIC PAVEMENT MARKING - LINE 24" | FOOT | 105 |
| PAVEMENT MARKING REMOVAL | SQ FT | 274 |
| CONDUIT IN TRENCH, 2 1/2" DIA., GALVANIZED STEEL | FOOT | 31 |
| TRENCH AND BACKFILL FOR ELECTRICAL WORK | FOOT | 31 |
| MAINTENANCE OF EXISTING TRAFFIC SIGNAL INSTALLATION | EACH | 1 |
| FULL-ACTUATED CONTROLLER IN EXISTING CABINET | EACH | 1 |
| ELECTRIC CABLE IN CONDUIT, SIGNAL NO. 14 2C | FOOT | 373.5 |
| ELECTRIC CABLE IN CONDUIT, SIGNAL NO. 14 3C | FOOT | 638.5 |
| ELECTRIC CABLE IN CONDUIT, SIGNAL NO. 14 5C | FOOT | 631 |
| ELECTRIC CABLE IN CONDUIT, SIGNAL NO. 14 7C | FOOT | 315.5 |
| ELECTRIC CABLE IN CONDUIT, LEAD-IN, NO. 14 1 PAIR | FOOT | 690.5 |
| ELECTRIC CABLE IN CONDUIT, SERVICE, NO. 6 2 C | FOOT | 138 |
| TRAFFIC SIGNAL POST, GALVANIZED STEEL 16 FT. | EACH | 1 |
| TRAFFIC SIGNAL POST, GALVANIZED STEEL 18 FT. | EACH | 1 |
| CONCRETE FOUNDATION, TYPE A | FOOT | 8 |
| DRILL EXISTING HANDHOLE | EACH | 2 |
| SIGNAL HEAD, LED, 1-FACE, 3-SECTION, MAST-ARM MOUNTED | EACH | 2 |
| SIGNAL HEAD, LED, 1-FACE, 3-SECTION, BRACKET MOUNTED | EACH | 2 |
| SIGNAL HEAD, LED, 1-FACE, 5-SECTION, MAST-ARM MOUNTED | EACH | 2 |
| SIGNAL HEAD, LED, 3-FACE, 2-3 SECTION, 1-5 SECTION BRACKET MOUNTED | EACH | 2 |
| PEDESTRIAN SIGNAL HEAD, LED, 1-FACE, BRACKET MOUNTED WITH COUNTDOWN TIMER | EACH | 2 |
| PEDESTRIAN SIGNAL HEAD, LED, 2-FACE, BRACKET MOUNTED WITH COUNTDOWN TIMER | EACH | 1 |
| TRAFFIC SIGNAL BACKPLATE, LOUVERED, ALUMINUM | EACH | 4 |
| INDUCTIVE LOOP DETECTOR | EACH | 2 |
| LIGHT DETECTOR | EACH | 2 |
| LIGHT DETECTOR AMPLIFIER | EACH | 1 |
| PEDESTRIAN PUSH-BUTTON | EACH | 4 |
| REMOVE ELECTRIC CABLE FROM CONDUIT | FOOT | 1359.5 |
| REMOVE EXISTING TRAFFIC SIGNAL EQUIPMENT | EACH | 1 |
| REMOVE EXISTING CONCRETE FOUNDATION | EACH | 2 |
| SERVICE INSTALLATION - POLE MOUNTED | EACH | 1 |
| PAINT TRAFFIC SIGNAL POST | EACH | 2 |
| UNINTERRUPTIBLE POWER SUPPLY | EACH | 1 |
| ELECTRIC CABLE IN CONDUIT, GROUNDING, NO. 6 1C | FOOT | 607.5 |
| ELECTRIC CABLE IN CONDUIT NO. 20 3/C, TWISTED, SHIELDED | FOOT | 237 |
| SIDEWALK REMOVAL AND REPLACEMENT | SQ FT | 80 |
| GROUND EXISTING HANDHOLE FRAME AND COVER | EACH | 9 |