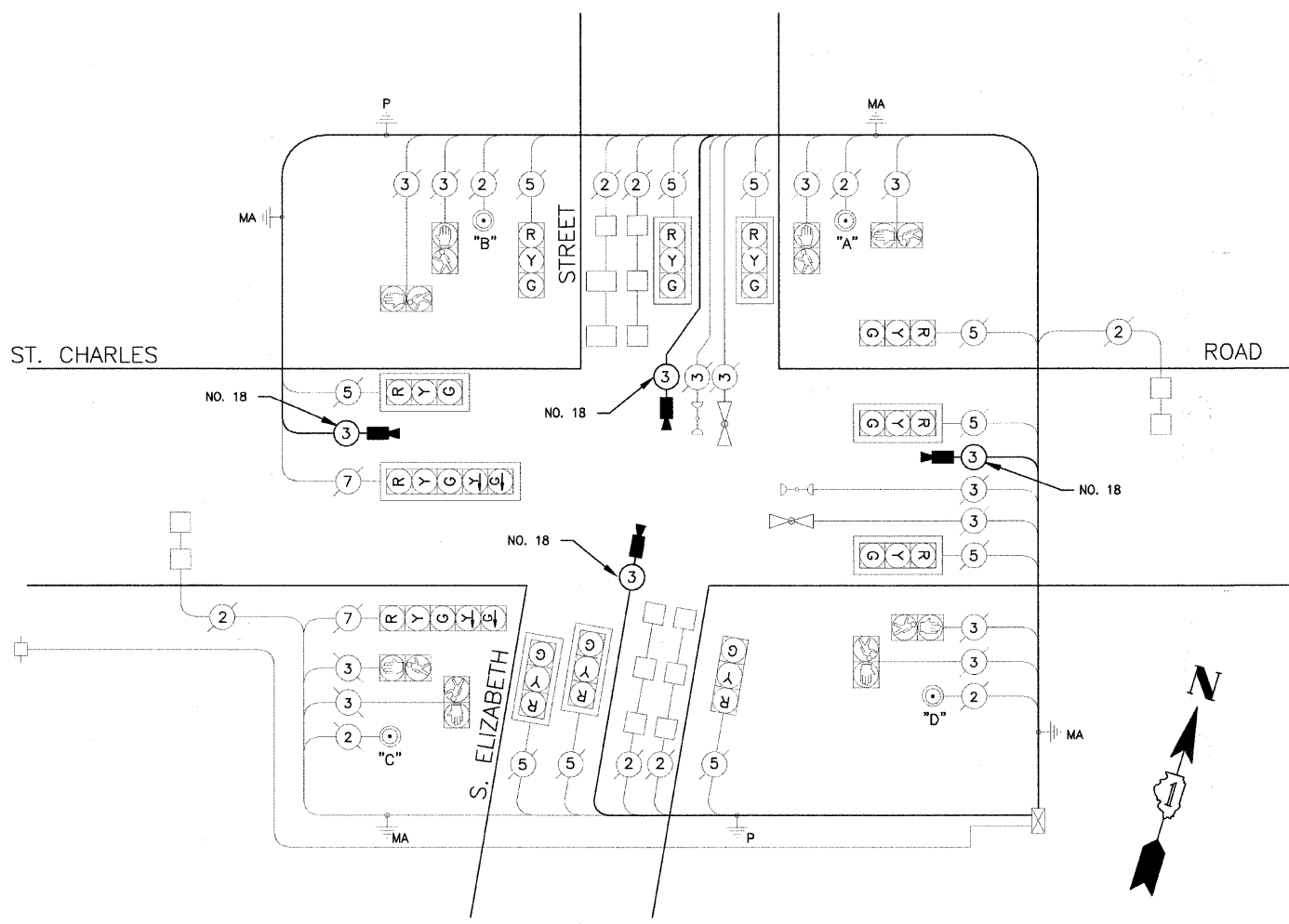


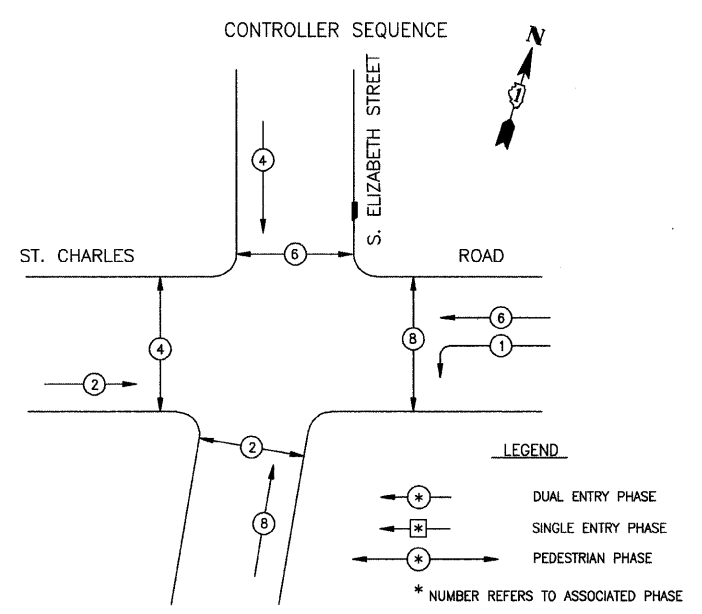
CABLE PLAN LEGEND

| EXISTING | PROPOSED | |
|----------|----------|---|
| | | 8" (200mm) TRAFFIC SIGNAL SECTION |
| | | 12" (300mm) TRAFFIC SIGNAL SECTION |
| | | 12" (300mm) PEDESTRIAN SIGNAL SECTION |
| | | 12" (300mm) PEDESTRIAN SIGNAL SECTION WITH COUNTDOWN TIMER |
| | | CONTROLLER CABINET |
| | | SERVICE INSTALLATION |
| | | TELEPHONE INSTALLATION |
| | | VEHICLE DETECTOR, INDUCTION LOOP |
| | | MAGNETIC DETECTOR |
| | | EMERGENCY VEHICLE LIGHT DETECTOR |
| | | CONFIRMATION BEACON |
| | | PUSHBUTTON DETECTOR |
| | | DENOTES NUMBER OF CONDUCTORS. ALL CABLE NO. 14 EXCEPT AS INDICATED. ALL LOOP DETECTOR CABLE TO BE SHIELDED. |
| | | GROUND CABLE IN CONDUIT NO. 6 SOLID COPPER (GREEN) |
| | | FIBER OPTIC CABLE IN CONDUIT NO. 62.5/125 2-MM12F SM12F |
| | | SIGNAL FACE WITH BACKPLATE. "P" INDICATES PROGRAMMED HEAD. |
| | | IMAGE SENSOR |
| | | LUMINAIRE |
| | | RAILROAD CONTROL CABINET |
| | | ILLUMINATED SIGN "NO LEFT TURN" |
| | | ILLUMINATED SIGN "NO RIGHT TURN" |
| | | GROUND ROD AT HANDHOLE (H), DOUBLE HANDHOLE (H), OR CONTROLLER (C) |
| | | GROUND ROD AT POST (P) OR MAST ARM POLE (MA) |
| | | GROUND ROD AT ELECTRIC SERVICE INSTALLATION |
| | | RADIO INTERCONNECT ANTENNA |
| | | COAXIAL CABLE |

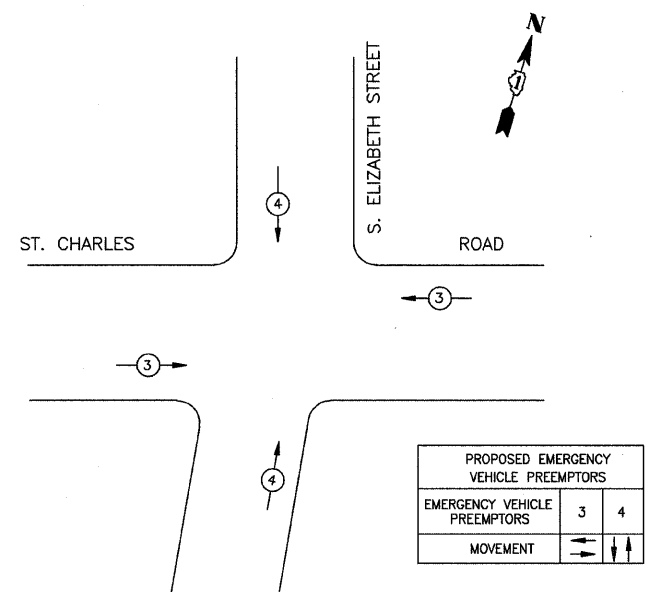


CABLE DIAGRAM

NOTE: PUSH BUTTON "A" PLACES A CALL TO PHASES 6 AND 8
 PUSH BUTTON "B" PLACES A CALL TO PHASES 6 AND 4
 PUSH BUTTON "C" PLACES A CALL TO PHASES 4 AND 2
 PUSH BUTTON "D" PLACES A CALL TO PHASES 2 AND 8



PHASE DESIGNATION DIAGRAM



EMERGENCY VEHICLE PREEMPTION SEQUENCE

SCHEDULE OF QUANTITIES

| DESCRIPTION | UNIT | QUANTITY |
|---|------|----------|
| MAINTENANCE OF EXISTING TRAFFIC SIGNAL INSTALLATION | EACH | 1 |
| MODIFY EXISTING CONTROLLER | EACH | 1 |
| REMOVE ELECTRIC CABLE FROM CONDUIT | FOOT | 876 |
| VIDEO DETECTION SYSTEM, COMPLETE INTERSECTION | EACH | 1 |
| ELECTRIC CABLE IN CONDUIT NO. 18 3C | FOOT | 687 |
| VIDEO TRANSMISSION SYSTEM | EACH | 1 |

| I.D.O.T. TRAFFIC SIGNAL INSTALLATION ELECTRICAL SERVICE REQUIREMENTS | | | | |
|--|----------|---------|------------|---------------|
| TYPE | NO LAMPS | WATTAGE | %OPERATION | TOTAL WATTAGE |
| SIGNAL (RED) | 12 | 17 | 0.50 | 102 |
| (YELLOW) | 12 | 25 | 0.25 | 75 |
| (GREEN) | 12 | 15 | 0.25 | 45 |
| ARROW | 4 | 12 | 0.10 | 4.8 |
| PED. SIGNAL | 8 | 25 | 1.00 | 200 |
| CONTROLLER | 1 | 100 | 1.00 | 100 |
| ILLUM. SIGN | - | 40 | 0.50 | - |
| STREET LIGHTS | - | 250 | 0.50 | - |
| FLASHER | - | - | 0.50 | - |
| DET. CAMERA | 4 | 25 | 1.0 | 100 |
| TOTAL = | | | | 326.8 |

| FOUNDATION (DEPTH) | (FT.) | CABLE SLACK | (FT.) | VERTICAL | (FT.) |
|--------------------|-------|------------------|-------|-------------------|----------|
| TYPE A - POST | 4 | HANDHOLE | 6.5 | ALL FOUNDATIONS | 3.5 |
| D - CONTROLLER | 4 | DOUBLE HANDHOLE | 13 | MAST ARM (L) POLE | 20'+L-2= |
| E - M. ARM POLE | - | SIGNAL POST | 2 | BRACKET MOUNTED | 13 |
| 24" | 10" | CONTROLLER CAB. | 6 | PED. PUSHBUTTON | 4 |
| 30" | 15 | FIBER OPTIC | 13 | ELECTRIC SERVICE | 13.5 |
| | | ELECTRIC SERVICE | 1 | SERVICE TO GROUND | 13.5 |
| | | GROUND CABLE | 1 | POST MOUNTED | 6 |

ENERGY COSTS BILLED TO:
 (ADDRESS) VILLAGE OF LOMBARD
 255 E. WILSON AVE.
 LOMBARD, IL 60148-3931

ENERGY SUPPLY CONTACT:
 PHONE:
 COMPANY: COMMONWEALTH EDISON

| | |
|-----------------|---------------------------------------|
| DESIGNED - TMS | REVISED - PER VILLAGE REVIEW 09-16-09 |
| DRAWN - KAR | REVISED - PER IDOT REVIEW 09-17-0 |
| CHECKED - JJF | REVISED - |
| DATE - 06-26-09 | REVISED - |

STATE OF ILLINOIS
DEPARTMENT OF TRANSPORTATION

TRAFFIC SIGNAL MODIFICATION CABLE PLAN
ST. CHARLES ROAD

| | | | | |
|---------------------------------|------------------------|---|--------------------|--------------|
| F.A.P. RTE. 1397 | SECTION 09-00153-00-RS | COUNTY DuPAGE | TOTAL SHEETS 36 | SHEET NO. 23 |
| SCALE: NONE | | | CONTRACT NO. 63351 | |
| PROJECT NO: 090317 STA. TO STA. | | FED. ROAD DIST. NO. 1 ILLINOIS FED. AID PROJECT M-ARA-9003(421) | | |

I:\LOWERY\090317-ST. CHAR. LAPP. CADD-SURVEY\DRAWINGS\DWGS\090317-SIG-CBLE.dwg - ST.CHARLS-ELZBTH
 PLOTTED 2-09-10 8:46 AM By: 500
 Copyright © 2008, By: Baxter & Woodman, Inc.
 State of Illinois - Professional Design Firm
 License No. 184-001121 - Expires 4-30-09

