

SHOULDER TAPER LENGTH TABLE		
POSTED SPEED	TAPER LENGTH	NUMBER OF DEVICES REQUIRED
30 MPH	40 FEET	4
35 MPH	55 FEET	4
40 MPH	70 FEET	5
45 MPH	120 FEET	7
50 MPH	135 FEET	8
55 MPH	150 FEET	8



**GENERAL NOTES**

This special detail is intended for use with a Changeable Message Sign and its Support trailer when located on the shoulder or within 15 feet of the edge line of a county highway without curb and gutter.


The Shoulder Taper (1/3 L) length is shown in the table for the current posted speed limit.

The Channelizing Device Spacing shall not exceed 25 feet for the Shoulder Taper.

**SYMBOLS**

-  CHANGEABLE MESSAGE SIGN
-  CHANNELIZING DEVICE

**MODIFIED M.U.T.C.D. TYPICAL APPLICATION DIAGRAM TA-3**

REVISIONS	DATE		
		 Lake County Division of Transportation	APPROVED BY: A. KHAWAJA DATE: JAN. 28, 2008
		TYPICAL APPLICATION OF TRAFFIC CONTROL DEVICES HIGHWAY CONSTRUCTION, CONTRACT MAINTENANCE AND UTILITY OPERATIONS	
		SHOULDER CLOSURE AND TAPER FOR CHANGEABLE MESSAGE SIGNS	

LC7202

63415

REVISIONS / REMARKS				
NO.	DESCRIPTION	DATE	BY	DESIGNED BY:
		/ /		JRM
		/ /		MPK/JLC
		/ /		DATE: 1/22/2010

**HDR**  
39 N LaSalle Street, Suite 3220  
Chicago, IL 60602  
312-443-4900  
HDR Engineering, Inc.

 Lake County  
Division of Transportation

LCDOT DETAILS

ROUTE	SECTION	SECTION NUMBER	SHEET	SHEETS
CH	136	04-00136-06-CH	99	107

FILE NAME: