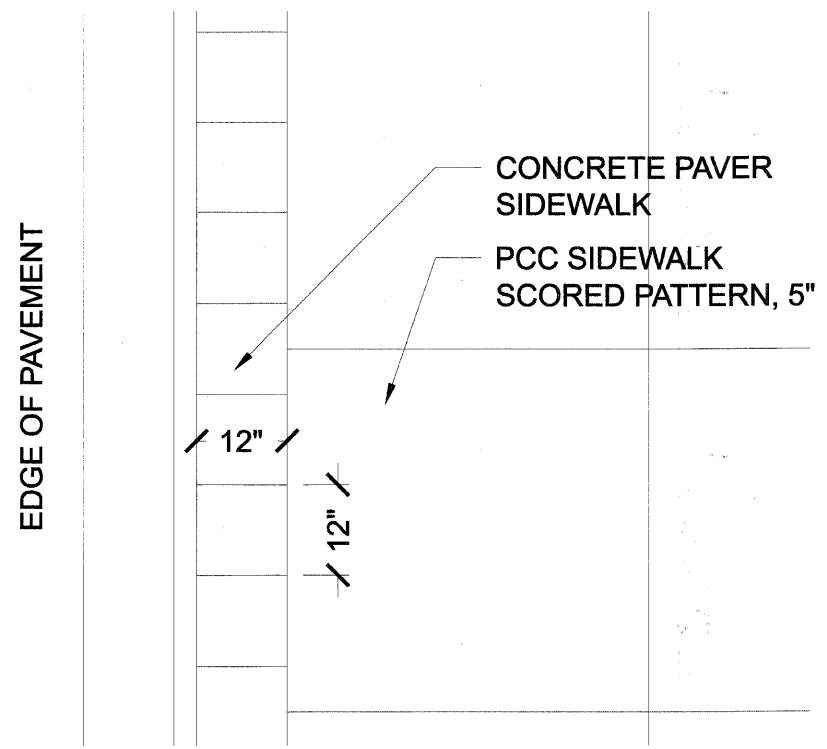
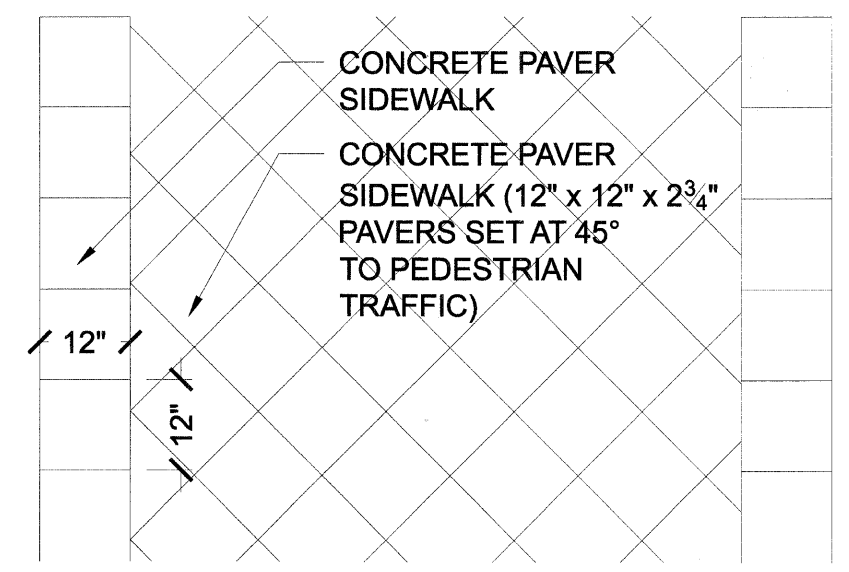


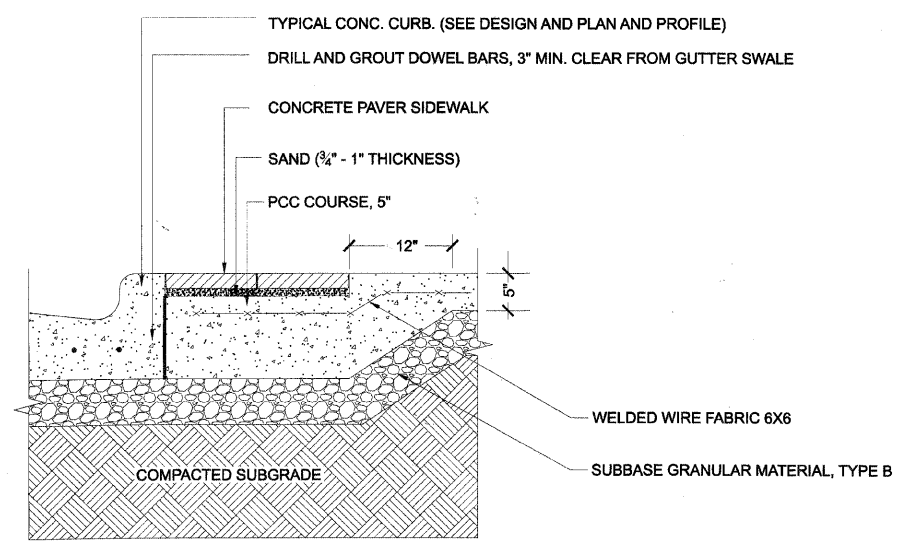
1 Typical Concrete Paver Sidewalk  
Scale: 1"=2'



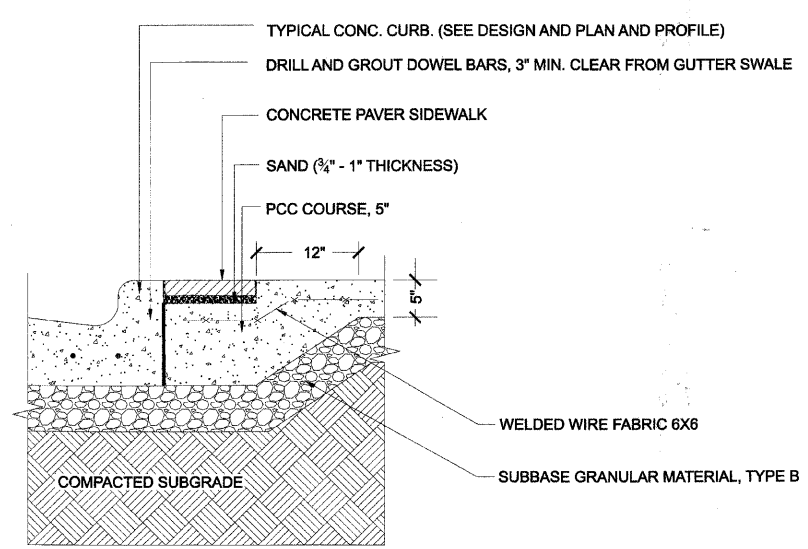
3 Typical Concrete Paver Sidewalk  
Scale: 1"=2'



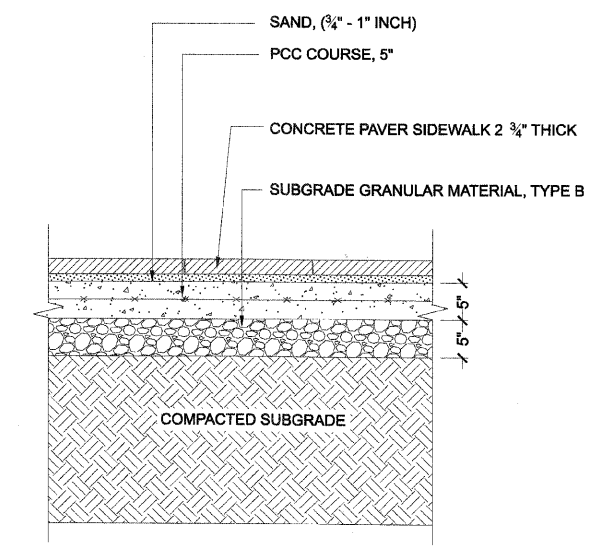
5 Typical Concrete Paver Sidewalk  
Scale: 1"=2'



2 Typical 24" Double Paver Soldier Course - SECTION  
Scale: 1"=2'



4 Typical 12" Single Paver Soldier Course - SECTION  
Scale: 1"=2'



6 Typical Paver Field - SECTION  
Scale: 1"=2'

FILE NAME =	DIRTE38-ph-t-landscpl8.dgn
USER NAME =	IDCT
DESIGNED -	SC
DRAWN -	DG
CHECKED -	JB
DATE -	
PLT SCALE =	22,0000 / IN.
PLT DATE =	3/11/2012

DESIGNED -	SC	REVISED -	
DRAWN -	DG	REVISED -	
CHECKED -	JB	REVISED -	
DATE -		REVISED -	

DESIGNED -	SC	REVISED -	
DRAWN -	DG	REVISED -	
CHECKED -	JB	REVISED -	
DATE -		REVISED -	

**STATE OF ILLINOIS  
DEPARTMENT OF TRANSPORTATION**

**LANDSCAPE DETAILS**

SCALE: 1" = 2'    SHEET NO. 18 OF 28 SHEETS    STA.    TO STA.

F.A.P. RTE.	SECTION	COUNTY	TOTAL SHEETS	SHEET NO.
347	09-00248-00-RS	COOK	274	183
CONTRACT NO. 63432			ILLINOIS FED. AID PROJECT	