

LEGEND

- "A" DENOTES EXISTING VALVE VAULTS, VALVE BOXES, INLETS, CATCH BASINS AND MANHOLES TO BE CLEANED, GROUTED, AND ADJUSTED TO GRADE WITH NEW ADJUSTING RINGS. (ALL TOP BANDS OF FALLEN, COMMON OR CONCRETE BRICK TO BE REPLACED WITH PRECAST CONCRETE ADJUSTING RINGS)
- "S" DENOTES EXISTING STRUCTURES TO BE ADJUSTED (SPECIAL)
- "R" DENOTES EXISTING STRUCTURES TO BE RECONSTRUCTED
- "FR" DENOTES FRAME AND LID TO BE REPLACED
- DENOTES HOT-MIX ASPHALT SURFACE REMOVAL, 3" (FULL WIDTH), TO BE REPLACED WITH "LEVELING BINDER (MACHINE METHOD), N50, 1 INCH AVG., "AREA REFLECTIVE CRACK CONTROL TREATMENT, SYSTEM A" AND "HOT-MIX ASPHALT SURFACE COURSE, MIX "D", N50", 2 INCH"
- DENOTES PAVEMENT REMOVAL (SOIL CEMENT BASE COURSE), TO BE REPLACED WITH "HOT-MIX ASPHALT BASE COURSE, 6", "LEVELING BINDER (MACHINE METHOD), N50, 1" INCH AVG., "AREA REFLECTIVE CRACK CONTROL TREATMENT, SYSTEM A" AND "HOT-MIX ASPHALT SURFACE COURSE, MIX "D", N50", 2 INCH"
- DENOTES PAVEMENT REMOVAL (SOIL CEMENT BASE COURSE), TO BE REPLACED WITH "HOT-MIX ASPHALT BASE COURSE, 6", "HOT-MIX ASPHALT BINDER COURSE, 1L-19.0, N50", 2-1/2", "HOT-MIX ASPHALT SURFACE COURSE, MIX "D", N50", 1-1/2"
- DENOTES EXISTING PCC BASE COURSE
- DENOTES "DRIVEWAY PAVEMENT REMOVAL" AND "SIDEWALK REMOVAL" (AS DIRECTED BY THE ENGINEER)
- DENOTES P.C. CONCRETE SIDEWALK, 5 INCH, WITH DETECTABLE WARNING
- DENOTES "P.C. CONCRETE DRIVEWAY PAVEMENT, 7 INCH" AND "P.C. CONCRETE SIDEWALK, 5 INCH" ON SUBBASE GRANULAR MATERIAL, TYPE B, 2 INCH"
- DENOTES HOT-MIX ASPHALT DRIVEWAY REMOVAL AND REPLACEMENT
- DENOTES "COMBINATION CURB AND GUTTER REMOVAL"
- DENOTES "COMBINATION CURB AND GUTTER, TYPE M-4.12"

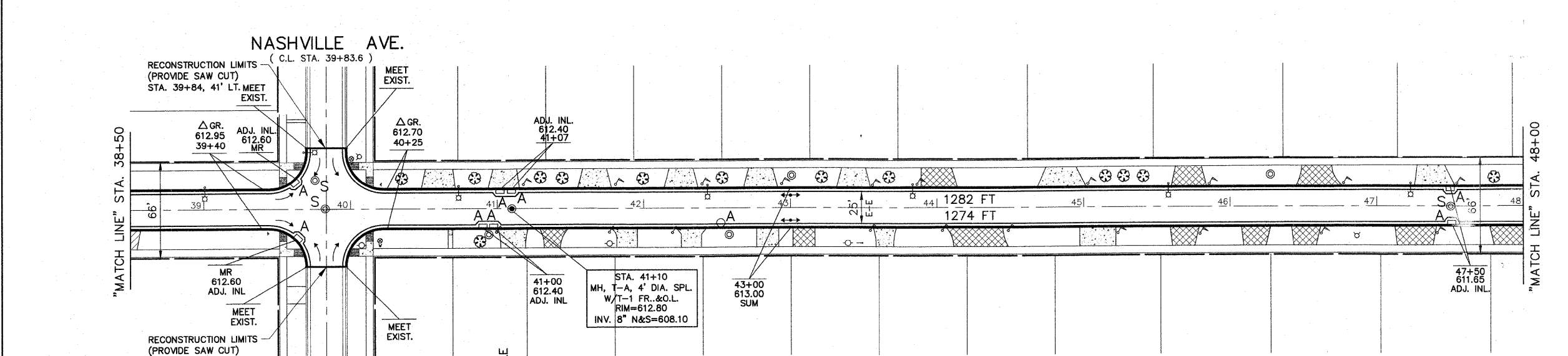
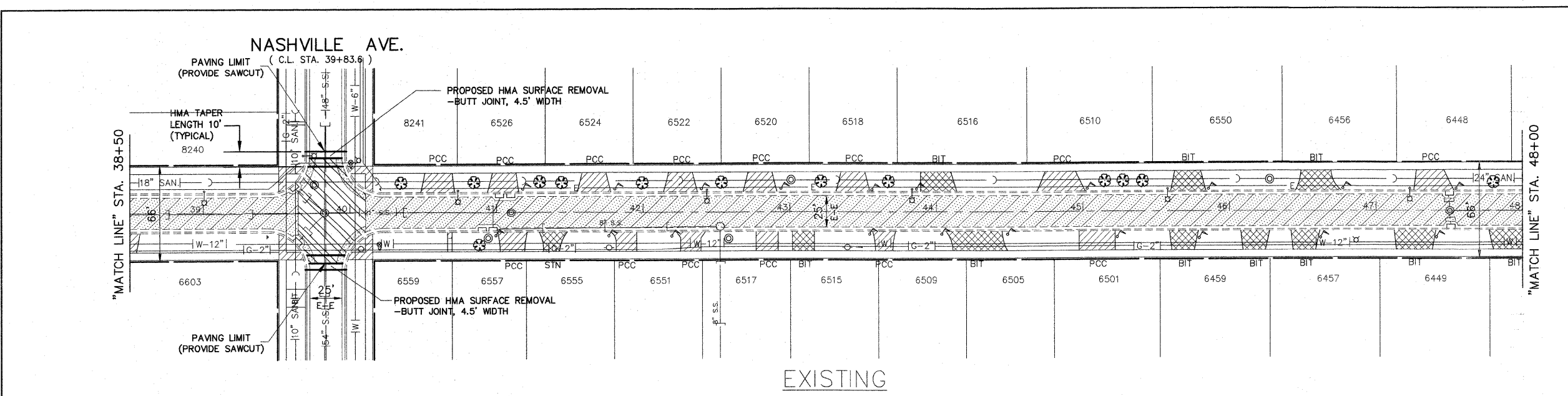
- NOTE:**
- ① ALL EXISTING FRAMES AND LIDS THAT ARE TO BE REPLACED (AS DIRECTED BY THE ENGINEER) SHALL BE SALVAGED TO THE CONTRACTOR.
 - ② ALL SAWCUTS SHALL BE CONSIDERED INCLUDED IN THE COST OF THE REMOVAL PAY ITEMS

FOR TYPICAL CROSS SECTION OF NEW PAVEMENT WORK SEE SHEET 3

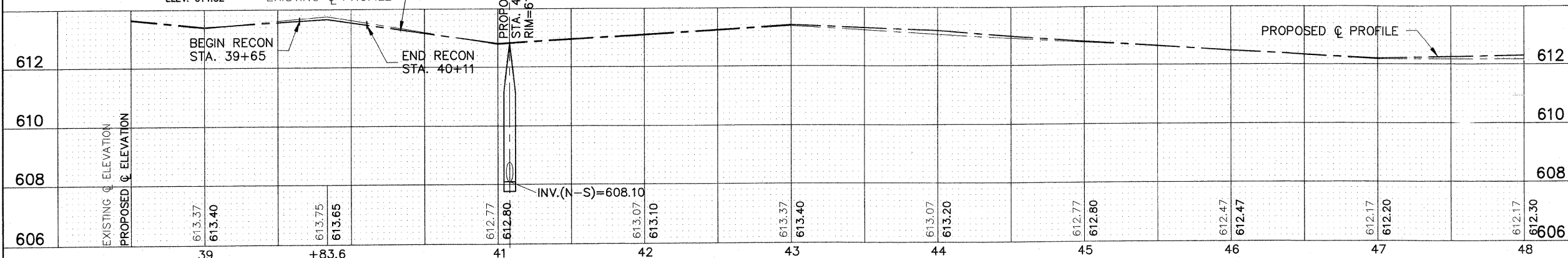
IMPORTANT!
 FULL SIZE PLANS HAVE BEEN PREPARED USING STANDARD ENGINEERING SCALES. REDUCED SIZED PLANS WILL NOT CONFORM TO STANDARD SCALES INDICATED IN TITLE BLOCK.

Frank Novotny & Associates, Inc.
 Civil Engineers
 Municipal Consultants
 635 Midway Drive • Wilmette, IL • 60571 • Telephone: (630) 887-8640 • Fax: (630) 887-4132
 ILLINOIS PROFESSIONAL DESIGN FIRM NO. 184-00078

F.A. -	SECTION	COUNTY	TOTAL SHEETS	SHEET NO.
RTE. -	09-00047-00-RS	COOK	57	9
CONTRACT NO. 63443				
FED. ROAD DIST. NO. ILLINOIS FED. AID PROJECT HPP-0797(123)				



PROPOSED 83RD STREET



BENCHMARK
 SSW BOLT ON HYDRANT AT 6457 83RD ST.
 ELEV. 614.32

FILE NAME =	USER NAME =	DESIGNED - THK	REVISED - AMS 1/22/10
		DRAWN - JFP-JEP	REVISED -
	PLOT SCALE = 1"=40'	CHECKED - JLC	REVISED -
	PLOT DATE =	DATE - 1/22/10	REVISED -

**STATE OF ILLINOIS
 DEPARTMENT OF TRANSPORTATION**

**PLAN: 83RD STREET -
 STA. 38+50 TO STA. 48+00 (RESURFACING)**

SCALE:	SHEET NO. OF SHEETS	STA. TO STA.