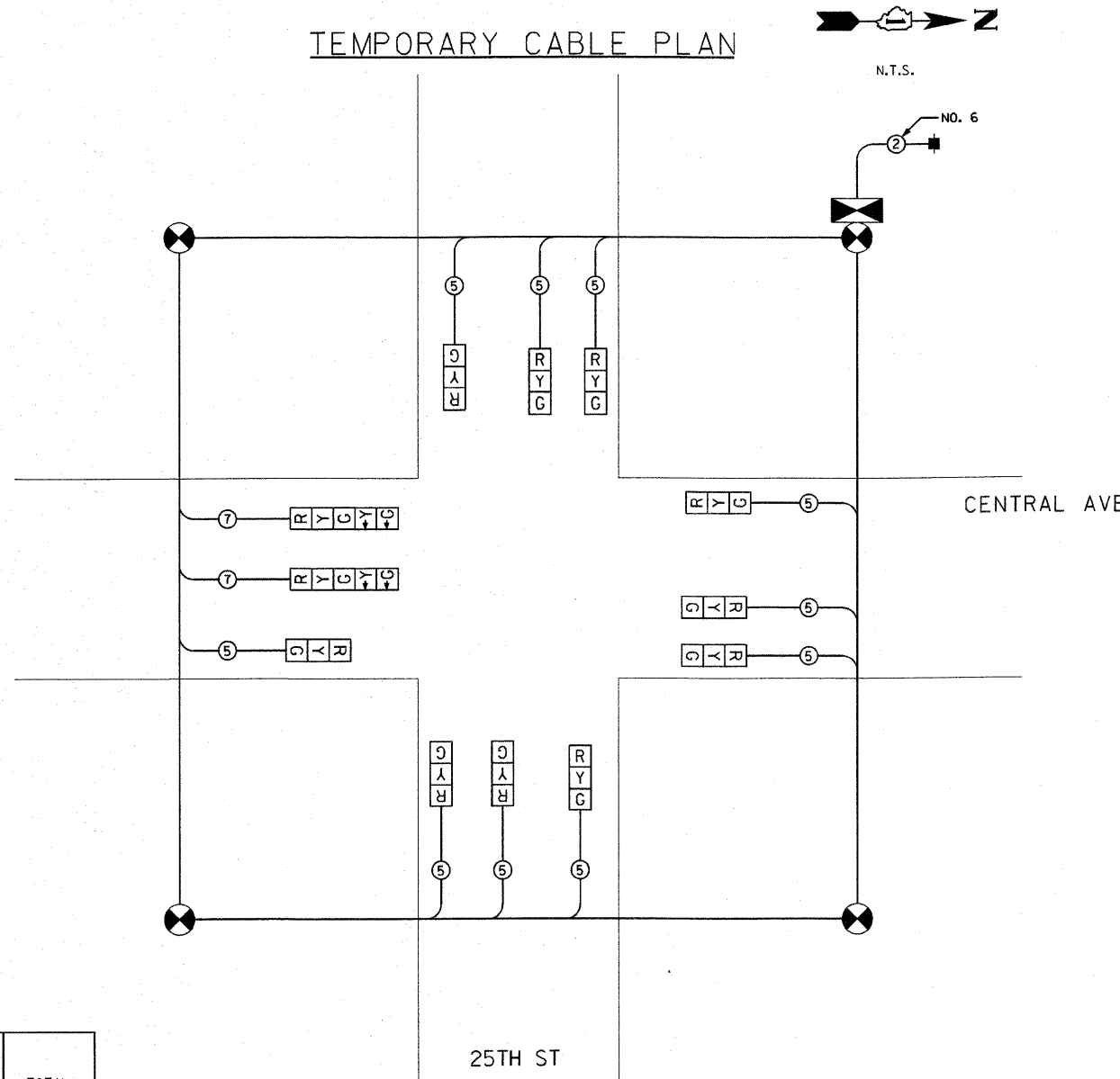


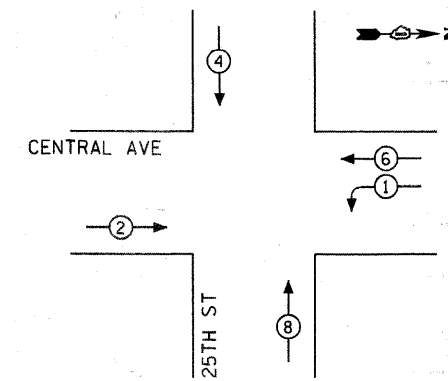
FAU RTE	SECTION	COUNTY	TOTAL SHEETS	SHEET NO.
2798	03-00193-00-FP	COOK	51	30
F.H.W.A. REG.	ILLINOIS	PROJECT	M-9003(488)	

CONTRACT NO. 63485
4

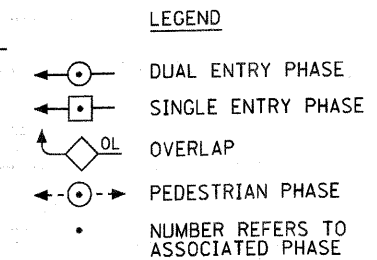
TEMPORARY CABLE PLAN



CONTROLLER SEQUENCE



PHASE DESIGNATION DIAGRAM



NOTE:

ALL PHASES TO BE PLACED ON MAX RECALL.
NO TEMPORARY DETECTION IS REQUIRED

I.D.O.T TRAFFIC SIGNAL INSTALLATION ELECTRICAL SERVICE REQUIREMENTS					TOTAL WATTAGE
TYPE	NO. LAMPS	WATTAGE		% OPERATION	
		INCAND.	LED		
SIGNAL (RED)	12		17	0.50	102.0
(YELLOW)	12		25	0.25	75.0
(GREEN)	12		15	0.25	45.0
ARROW	4		12	0.10	4.8
PED. SIGNAL	-		25	1.00	
CONTROLLER	1		100	1.00	100.0
ILLUM. SIGN	-			0.05	
VIDEO SYSTEM	-			1.00	
FLASHER				0.50	
ENERGY COSTS TO:				TOTAL =	326.8
TOWN OF CICERO 4949 WEST CERMAK ROAD CICERO, ILLINOIS 60804					
ENERGY SUPPLY CONTACT: MIKE BELL					
PHONE: (708) 410-5314					
COMPANY: COM. ED.					

KLOA
Kenig, Lindgren, O'Hara, Aboona, Inc.
9575 West Higgins Road, Suite 400
Rosemont, Illinois 60018
P: (847) 518-9990 F: (847) 518-9987
PROJECT # 09-158

TEMPORARY CABLE PLAN AND PHASE DESIGNATION DIAGRAM

Frank Novotny & Associates, Inc.
Civil Engineers
825 Midway Drive ♦ Willowbrook, IL ♦ 60527 ♦ Telephone: (630) 887-8640 ♦ Fax: (630) 887-0132
Illinois Professional Design Firm No. 184-000928

PROJECT
**TOWN OF CICERO, ILLINOIS
CENTRAL AVENUE RESURFACING
SECTION 03-00193-00-FP**

REVISIONS			
NO.	BY	DATE	DESCRIPTION
1	THK/DMS	1-22-10	PER IDOT REVIEW

**TEMPORARY CABLE PLAN AND
PHASE DESIGNATION DIAGRAM
CENTRAL AVE AT 25TH ST**

PROJECT NO. 05043	SCALE NONE
DRAWN/DESIGNED JFP/THK-DMS	DATE DEC., 2009
CHECKED/APPROVED TPG/THK	FIELD BOOK NO. FILE

SHEET
30
OF
51
SHEETS