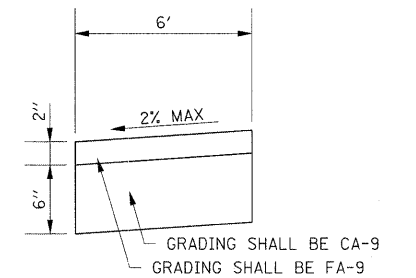


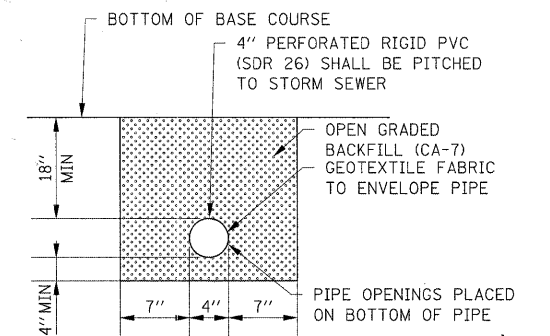
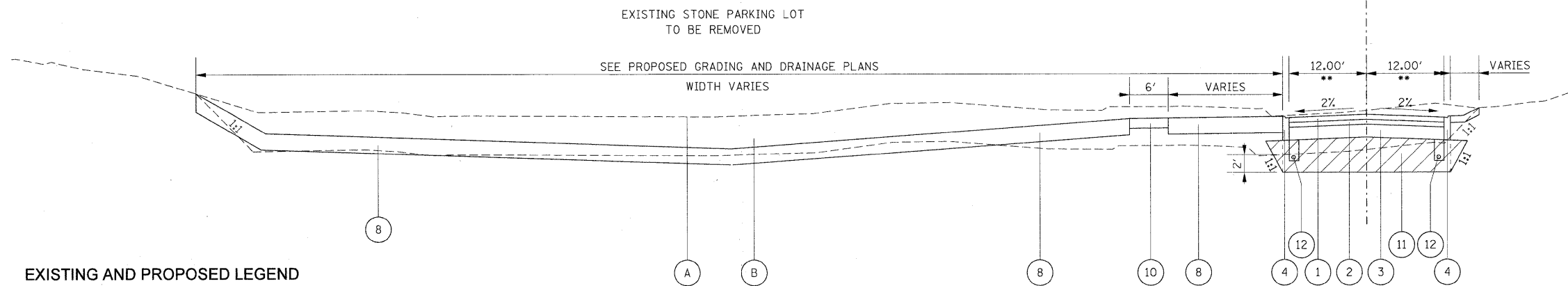
SEE NORTH-END PLAN AND PROFILE SHEET AND NORTH-END LANDSCAPING PLAN FOR LANDSCAPED INNER MEDIAN PLACEMENT.

TURNAROUND PROPOSED TYPICAL SECTION

STA. 2+88.79 TO STA. 4+08.80



DETAIL A
AGGREGATE PATH, 8" (N.T.S.)



DETAIL B
PIPE UNDERDRAIN 4" (N.T.S.)

EXISTING AND PROPOSED LEGEND

- (A) EXISTING GROUND
- (B) EXISTING VARIABLE DEPTH STONE PARKING LOT TO BE REMOVED (SEE NOTE 3)
- (1) 1 1/2" HOT-MIX ASPHALT SURFACE COURSE, MIX "C" N50
- (2) 2 1/4" HOT-MIX ASPHALT BINDER COURSE, IL-19.0, N50
- (3) 12" AGGREGATE BASE COURSE, TYPE B
- (4) COMBINATION CONCRETE CURB AND GUTTER, TYPE M-2.06
- (5) COMBINATION CONCRETE CURB AND GUTTER, TYPE M-6.06
- (6) CONCRETE CURB, TYPE B
- (7) 5" PORTLAND CEMENT CONCRETE SIDEWALK
- (8) TOPSOIL FURNISH AND PLACE - 18", SODDING, NITROGEN, PHOSPHORUS, AND POTASSIUM FERTILIZER NUTRIENTS
- (9) TOPSOIL FURNISH AND PLACE - 18"
- (10) AGGREGATE SIDEWALK, 8" (SEE DETAIL A)
- (11) POROUS GRANULAR EMBANKMENT, SUBGRADE (SEE NOTE 4)
- (12) PIPE UNDERDRAINS 4" (SEE DETAIL B)

NOTES

1. EXACT LOCATIONS OF THE PROPOSED SIDEWALKS ARE SHOWN ON THE PLANS.
2. REFER TO THE PROPOSED GRADING AND DRAINAGE PLAN FOR PROPOSED GRADING.
3. THE VARIABLE DEPTH (MAX 3') EXISTING STONE PARKING LOT WILL BE REMOVED AND DISPOSED OF AT THE SOUTH-END FACILITY AT DUNDEE ROAD (AT THE SOUTHERN END OF THE CHICAGO BOTANIC GARDEN).
4. AT THE LOCATIONS NOTED (UNDER TRAVEL LANES), PGE-SUBGRADE WILL BE PLACED AT A LOWER LIMIT OF 2' BELOW THE DEPTH OF THE REMOVED STONE TO A UPPER LIMIT OF THE BASE COURSE. SEE THE CROSS SECTIONS FOR ADDITIONAL INFORMATION.

ENTRANCE DRIVE PROPOSED TYPICAL SECTION

STA. 0+47.66 TO STA. 2+51.53

** WIDTH VARIES, 12' TO 28' -- STA. 2+51.53 TO STA. 2+88.79

HOT-MIX ASPHALT MIXTURE REQUIREMENTS

MIXTURE TYPE	AIR VOIDS
PAVEMENT HOT-MIX ASPHALT SURFACE COURSE, MIX "C", N50 (IL 9.5MM): 1 1/2"	4% @ 50 GYR
HOT-MIX ASPHALT BINDER COURSE, IL-19.0, N50	4% @ 50 GYR

THE UNIT WEIGHT USED TO CALCULATE ALL HOT-MIX ASPHALT SURFACE MIXTURES IS 112 LBS/50 YD/IN

THE "AC TYPE" FOR POLYMERIZED HMA MIXES SHALL BE "SBS/SBR PG 70-22" AND FOR NON-POLYMERIZED HMA THE "AC TYPE" SHALL BE "PG 64-22" UNLESS MODIFIED BY DISTRICT ONE SPECIAL PROVISIONS. FOR "PERCENT OF RAP" SEE DISTRICT ONE SPECIAL PROVISIONS

FILE NAME = 49105_sht_typicals.dgn	USER NAME = lsupencheck	DESIGNED - LLS	REVISED - ---
DESIGNED BY HNTB	PLOT DATE =	DRAWN - LLS	REVISED - ---
		CHECKED - KJK	REVISED - ---
		DATE - 02/16/2010	REVISED - ---

**STATE OF ILLINOIS
DEPARTMENT OF TRANSPORTATION**

CHICAGO BOTANIC GARDEN - CLC ENTRYWAY

TYPICAL SECTIONS

SCALE: N.T.S. SHEET NO. 1 OF 1 SHEETS STA. N/A TO STA. N/A

F.A. RTE. N/A	SECTION 08-00061-00-RS	COUNTY COOK	TOTAL SHEETS 28	SHEET NO. 4
FED. ROAD DIST. NO. ILLINOIS		FED. AID PROJECT CONTRACT NO. 63449		