

If you plan to submit a bid directly to the Department of Transportation

PREQUALIFICATION

Any contractor who desires to become pre-qualified to bid on work advertised by IDOT must submit the properly completed pre-qualification forms to the Bureau of Construction no later than 4:30 p.m. prevailing time twenty-one days prior to the letting of interest. This pre-qualification requirement applies to first time contractors, contractors renewing expired ratings, contractors maintaining continuous pre-qualification or contractors requesting revised ratings. To be eligible to bid, existing pre-qualification ratings must be effective through the date of letting.

REQUESTS FOR AUTHORIZATION TO BID

Contractors wanting to bid on items included in a particular letting must submit the properly completed "Request for Authorization to Bid/or Not For Bid Status" (BDE 124INT) and the ORIGINAL "Affidavit of Availability" (BC 57) to the proper office no later than 4:30 p.m. prevailing time, three (3) days prior to the letting date.

WHO CAN BID ?

Bids will be accepted from only those companies that request and receive written **Authorization to Bid** from IDOT's Central Bureau of Construction.

WHAT CONSTITUTES WRITTEN AUTHORIZATION TO BID?: When a prospective prime bidder submits a "Request for Authorization to Bid/or Not For Bid Status" (BDE 124INT) he/she must indicate at that time which items are being requested For Bidding purposes. Only those items requested For Bidding will be analyzed. After the request has been analyzed, the bidder will be issued an **Authorization to Bid or Not for Bid Report**, approved by the Central Bureau of Construction that indicates which items have been approved For Bidding. If **Authorization to Bid** cannot be approved, the **Authorization to Bid or Not for Bid Report** will indicate the reason for denial.

ABOUT AUTHORIZATION TO BID: Firms that have not received an authorization form within a reasonable time of complete and correct original document submittal should contact the department as to status. This is critical in the week before the letting. These documents must be received three days before the letting date. Firms unsure as to authorization status should call the Prequalification Section of the Bureau of Construction at the number listed at the end of these instructions.

ADDENDA AND REVISIONS: It is the contractor's responsibility to determine which, if any, addenda or revisions pertain to any project they may be bidding. Failure to incorporate all relevant addenda or revisions may cause the bid to be declared unacceptable.

Each addendum will be placed with the contract number. Addenda and revisions will also be placed on the Addendum/Revision Checklist and each subscription service subscriber will be notified by e-mail of each addendum and revision issued.

The Internet is the Department's primary way of doing business. The subscription server e-mails are an added courtesy the Department provides. It is suggested that bidders check IDOT's website at <http://www.dot.il.gov/desenv/delett.html> before submitting final bid information.

IDOT IS NOT RESPONSIBLE FOR ANY E-MAIL FAILURES.

Addenda Questions may be directed to the Contracts Office at (217)782-7806 or D&Econtracts@dot.il.gov

Technical Questions about downloading these files may be directed to Tim Garman (217)524-1642 or Timothy.Garman@illinois.gov.

WHAT MUST BE INCLUDED WHEN BIDS ARE SUBMITTED?: Bidders need not return the entire proposal when bids are submitted. That portion of the proposal that must be returned includes the following:

1. All documents from the Proposal Cover Sheet through the Proposal Bid Bond
2. Other special documentation and/or information that may be required by the contract special provisions

All proposal documents, including Proposal Guaranty Checks or Proposal Bid Bonds, should be stapled together to prevent loss when bids are processed by IDOT personnel.

ABOUT SUBMITTING BIDS: It is recommended that bidders deliver bids in person to insure they arrive at the proper location prior to the time specified for the receipt of bids. Any bid received at the place of letting after the time specified will not be accepted.

WHO SHOULD BE CALLED IF ASSISTANCE IS NEEDED?

Questions Regarding	Call
Prequalification and/or Authorization to Bid	217/782-3413
Preparation and submittal of bids	217/782-7806
Mailing of plans and proposals	217/782-7806

ADDENDUMS AND REVISIONS TO THE PROPOSAL FORMS

Planholders should verify that they have received and incorporated any addendum and/or revision prior to submitting their bid. Failure by the bidder to include an addendum or revision could result in a bid being rejected as irregular.

24

RETURN WITH BID

Proposal Submitted By
Name
Address
City

Letting April 23, 2010

BIDDERS NEED NOT RETURN THE ENTIRE PROPOSAL
(See instructions inside front cover)

NOTICE TO PROSPECTIVE BIDDERS

This proposal can be used for bidding purposes by only those companies that request and receive written AUTHORIZATION TO BID from IDOT's Central Bureau of Construction.
(SEE INSTRUCTIONS ON THE INSIDE OF COVER)

Notice To Bidders, Specifications, Proposal, Contract and Contract Bond



**Illinois Department
of Transportation**

Springfield, Illinois 62764

**Contract No. 64F38
CARROLL County
Section (106,107)RS-1 & 101RS-1
District 2 Construction Funds
Routes FAP 308 & FAS 1084, 2076, 75**

PLEASE MARK THE APPROPRIATE BOX BELOW:

- A Bid Bond is included.
- A Cashier's Check or a Certified Check is included.

Plans Included
Herein

Prepared by

S

Checked by

(Printed by authority of the State of Illinois)

INSTRUCTIONS

ABOUT IDOT PROPOSALS: All proposals issued by IDOT are potential bidding proposals. Each proposal contains all Certifications and Affidavits, a Proposal Signature Sheet and a Proposal Bid Bond required for Prime Contractors to submit a bid after written **Authorization to Bid** has been issued by IDOT's Central Bureau of Construction.

WHO CAN BID?: Bids will be accepted from only those companies that request and receive written **Authorization to Bid** from IDOT's Central Bureau of Construction. To request authorization, a potential bidder must complete and submit Part B of the Request for Authorization to Bid/or Not For Bid Status form (BDE 124 INT) and submit an original Affidavit of Availability (BC 57).

WHAT CONSTITUTES WRITTEN AUTHORIZATION TO BID?: When a prospective prime bidder submits a "Authorization to Bid or Not for Bid" form, he/she must indicate at that time which items are being requested For Bidding purposes. Only those items requested For Bidding will be analyzed. After the request has been analyzed, the bidder will be issued a **Authorization to Bid or Not for Bid Report**, approved by the Central Bureau of Construction, that indicates which items have been approved For Bidding. If **Authorization to Bid** cannot be approved, the **Authorization to Bid or Not for Bid Report** will indicate the reason for denial. If a contractor has requested to bid but has not received a **Authorization to Bid or Not for Bid Report**, they should contact the Central Bureau of Construction in advance of the letting date.

WHAT MUST BE INCLUDED WHEN BIDS ARE SUBMITTED?: Bidders need not return the entire proposal when bids are submitted. That portion of the proposal that must be returned includes the following:

1. All documents from the Proposal Cover Sheet through the Proposal Bid Bond
2. Other special documentation and/or information that may be required by the contract special provisions

All proposal documents, including Proposal Guaranty Checks or Proposal Bid Bonds, should be stapled together to prevent loss when bids are processed by IDOT personnel.

ABOUT SUBMITTING BIDS: It is recommended that bidders deliver bids in person to insure they arrive at the proper location prior to the time specified for the receipt of bids. Any bid received at the place of letting after the time specified will not be accepted.

WHO SHOULD BE CALLED IF ASSISTANCE IS NEEDED?

Questions Regarding	Call
Prequalification and/or Authorization to Bid	217/782-3413
Preparation and submittal of bids	217/782-7806

RETURN WITH BID



PROPOSAL

TO THE DEPARTMENT OF TRANSPORTATION

1. Proposal of _____

Taxpayer Identification Number (Mandatory) _____ a

for the improvement identified and advertised for bids in the Invitation for Bids as:

**Contract No. 64F38
CARROLL County
Section (106,107)RS-1 & 101RS-1
Routes FAP 308 & FAS 1084, 2076, 75
District 2 Construction Funds**

Cold milling, pavement patching and HMA resurfacing on IL Route 84 from 0.2 mile north of Doty Road to the Whiteside County Line and on Argo Fay Road from IL Route 84 to IL Route 78.

2. The undersigned bidder will furnish all labor, material and equipment to complete the above described project in a good and workmanlike manner as provided in the contract documents provided by the Department of Transportation. This proposal will become part of the contract and the terms and conditions contained in the contract documents shall govern performance and payments.

RETURN WITH BID

3. **ASSURANCE OF EXAMINATION AND INSPECTION/WAIVER.** The undersigned further declares that he/she has carefully examined the proposal, plans, specifications, form of contract and contract bond, and special provisions, and that he/she has inspected in detail the site of the proposed work, and that he/she has familiarized themselves with all of the local conditions affecting the contract and the detailed requirements of construction, and understands that in making this proposal he/she waives all right to plead any misunderstanding regarding the same.
4. **EXECUTION OF CONTRACT AND CONTRACT BOND.** The undersigned further agrees to execute a contract for this work and present the same to the department within fifteen (15) days after the contract has been mailed to him/her. The undersigned further agrees that he/she and his/her surety will execute and present within fifteen (15) days after the contract has been mailed to him/her contract bond satisfactory to and in the form prescribed by the Department of Transportation, in the penal sum of the full amount of the contract, guaranteeing the faithful performance of the work in accordance with the terms of the contract.
5. **PROPOSAL GUARANTY.** Accompanying this proposal is either a bid bond on the department form, executed by a corporate surety company satisfactory to the department, or a proposal guaranty check consisting of a bank cashier's check or a properly certified check for not less than 5 per cent of the amount bid or for the amount specified in the following schedule:

<u>Amount of Bid</u>		<u>Proposal Guaranty</u>	<u>Amount of Bid</u>		<u>Proposal Guaranty</u>	
Up to	\$5,000	\$150	\$2,000,000	to	\$3,000,000	\$100,000
\$5,000	to \$10,000	\$300	\$3,000,000	to	\$5,000,000	\$150,000
\$10,000	to \$50,000	\$1,000	\$5,000,000	to	\$7,500,000	\$250,000
\$50,000	to \$100,000	\$3,000	\$7,500,000	to	\$10,000,000	\$400,000
\$100,000	to \$150,000	\$5,000	\$10,000,000	to	\$15,000,000	\$500,000
\$150,000	to \$250,000	\$7,500	\$15,000,000	to	\$20,000,000	\$600,000
\$250,000	to \$500,000	\$12,500	\$20,000,000	to	\$25,000,000	\$700,000
\$500,000	to \$1,000,000	\$25,000	\$25,000,000	to	\$30,000,000	\$800,000
\$1,000,000	to \$1,500,000	\$50,000	\$30,000,000	to	\$35,000,000	\$900,000
\$1,500,000	to \$2,000,000	\$75,000	over		\$35,000,000	\$1,000,000

Bank cashier's checks or properly certified checks accompanying proposals shall be made payable to the Treasurer, State of Illinois, when the state is awarding authority; the county treasurer, when a county is the awarding authority; or the city, village, or town treasurer, when a city, village, or town is the awarding authority.

If a combination bid is submitted, the proposal guaranties which accompany the individual proposals making up the combination will be considered as also covering the combination bid.

The amount of the proposal guaranty check is _____ \$(_____). If this proposal is accepted and the undersigned shall fail to execute a contract bond as required herein, it is hereby agreed that the amount of the proposal guaranty shall become the property of the State of Illinois, and shall be considered as payment of damages due to delay and other causes suffered by the State because of the failure to execute said contract and contract bond; otherwise, the bid bond shall become void or the proposal guaranty check shall be returned to the undersigned.

Attach Cashier's Check or Certified Check Here	
In the event that one proposal guaranty check is intended to cover two or more proposals, the amount must be equal to the sum of the proposal guaranties which would be required for each individual proposal. If the guaranty check is placed in another proposal, state below where it may be found.	
The proposal guaranty check will be found in the proposal for:	Item _____
	Section No. _____
	County _____

Mark the proposal cover sheet as to the type of proposal guaranty submitted.

RETURN WITH BID

6. **COMBINATION BIDS.** The undersigned further agrees that if awarded the contract for the sections contained in the following combination, he/she will perform the work in accordance with the requirements of each individual proposal comprising the combination bid specified in the schedule below, and that the combination bid shall be prorated against each section in proportion to the bid submitted for the same. If an error is found to exist in the gross sum bid for one or more of the individual sections included in a combination, the combination bid shall be corrected as provided in the specifications.

When a combination bid is submitted, the schedule below must be completed in each proposal comprising the combination.

If alternate bids are submitted for one or more of the sections comprising the combination, a combination bid must be submitted for each alternate.

Schedule of Combination Bids

Combination No.	Sections Included in Combination	Combination Bid	
		Dollars	Cents

7. **SCHEDULE OF PRICES.** The undersigned bidder submits herewith, in accordance with the rules and instructions, a schedule of prices for the items of work for which bids are sought. The unit prices bid are in U.S. dollars and cents, and all extensions and summations have been made. The bidder understands that the quantities appearing in the bid schedule are approximate and are provided for the purpose of obtaining a gross sum for the comparison of bids. If there is an error in the extension of the unit prices, the unit prices shall govern. Payment to the contractor awarded the contract will be made only for actual quantities of work performed and accepted or materials furnished according to the contract. The scheduled quantities of work to be done and materials to be furnished may be increased, decreased or omitted as provided elsewhere in the contract.
8. **CERTIFICATE OF AUTHORITY.** The undersigned bidder, if a business organized under the laws of another State, assures the Department that it will furnish a copy of its certificate of authority to do business in the State of Illinois with the return of the executed contract and bond. Failure to furnish the certificate within the time provided for execution of an awarded contract may be cause for cancellation of the award and forfeiture of the proposal guaranty to the State.

ILLINOIS DEPARTMENT OF TRANSPORTATION
 SCHEDULE OF PRICES
 CONTRACT
 NUMBER -

64F38

State Job # - C-92-088-10
 PPS NBR - 2-15540-0000
 County Name - CARROLL - -
 Code - 15 - -
 District - 2 - -
 Section Number - (106,107)RS-1 & 101RS-1

Project Number

Route
 FAP 308
 FAS 1084
 FAS 2076
 FAS 75

Item Number	Pay Item Description	Unit of Measure	Quantity	x	Unit Price	=	Total Price
X0322729	MATL TRANSFER DEVICE	TON	22,148.100				
X0323092	HEADWALL REMOVAL	EACH	1.000				
Z0013798	CONSTRUCTION LAYOUT	L SUM	1.000				
Z0040315	PILOT CAR	DAY	12.000				
Z0048665	RR PROT LIABILITY INS	L SUM	1.000				
Z0055100	RUMBLE RESURF	SQ YD	91.800				
40600200	BIT MATLS PR CT	TON	144.440				
40600300	AGG PR CT	TON	424.600				
40600525	LEV BIND HM N50	TON	105.000				
40600625	LEV BIND MM N50	TON	8,179.500				
40600895	CONSTRUC TEST STRIP	EACH	1.000				
40600982	HMA SURF REM BUTT JT	SQ YD	1,968.600				
40600990	TEMPORARY RAMP	SQ YD	2,018.200				
40601005	HMA REPL OVER PATCH	TON	2,321.700				
40603000	HMA BC IL-12.5 N50	TON	724.800				

ILLINOIS DEPARTMENT OF TRANSPORTATION
 SCHEDULE OF PRICES
 CONTRACT
 NUMBER - 64F38

State Job # - C-92-088-10
 PPS NBR - 2-15540-0000
 County Name - CARROLL - -
 Code - 15 - -
 District - 2 - -
 Section Number - (106,107)RS-1 & 101RS-1

Project Number

Route
 FAP 308
 FAS 1084
 FAS 2076
 FAS 75

Item Number	Pay Item Description	Unit of Measure	Quantity	x	Unit Price	=	Total Price
40603310	HMA SC "C" N50	TON	2,115.700				
40603335	HMA SC "D" N50	TON	22,148.100				
40800050	INCIDENTAL HMA SURF	TON	4,586.900				
44000155	HMA SURF REM 1 1/2	SQ YD	125,014.300				
44000158	HMA SURF REM 2 1/4	SQ YD	13,798.000				
44000161	HMA SURF REM 3	SQ YD	1,123.800				
44000198	HMA SURF REM VAR DP	SQ YD	8,372.500				
44002228	HMA RM OV PATCH 7	SQ YD	5,718.600				
44200150	PAVT PATCH T4 12	SQ YD	30.000				
48102100	AGG WEDGE SHLD TYPE B	TON	17,370.100				
60255500	MAN ADJUST	EACH	17.000				
60262700	INLETS RECONST	EACH	1.000				
60265700	VV ADJUST	EACH	6.000				
66700305	PERM SURV MKRS T2	EACH	16.000				
67000400	ENGR FIELD OFFICE A	CAL MO	6.000				

ILLINOIS DEPARTMENT OF TRANSPORTATION
 SCHEDULE OF PRICES
 CONTRACT
 NUMBER -

64F38

State Job # - C-92-088-10
 PPS NBR - 2-15540-0000
 County Name - CARROLL - -
 Code - 15 - -
 District - 2 - -
 Section Number - (106,107)RS-1 & 101RS-1

Project Number

Route
 FAP 308
 FAS 1084
 FAS 2076
 FAS 75

Item Number	Pay Item Description	Unit of Measure	Quantity	x	Unit Price	=	Total Price
67100100	MOBILIZATION	L SUM	1.000				
70100450	TRAF CONT-PROT 701201	L SUM	1.000				
70100460	TRAF CONT-PROT 701306	L SUM	1.000				
70102620	TR CONT & PROT 701501	L SUM	1.000				
70103815	TR CONT SURVEILLANCE	CAL DA	9.000				
70300100	SHORT-TERM PAVT MKING	FOOT	23,448.400				
70301000	WORK ZONE PAVT MK REM	SQ FT	3,039.000				
78000100	THPL PVT MK LTR & SYM	SQ FT	262.800				
78000200	THPL PVT MK LINE 4	FOOT	7,618.000				
78000400	THPL PVT MK LINE 6	FOOT	59.000				
78000500	THPL PVT MK LINE 8	FOOT	1,312.900				
78000600	THPL PVT MK LINE 12	FOOT	1,672.000				
78000650	THPL PVT MK LINE 24	FOOT	140.500				
78001110	PAINT PVT MK LINE 4	FOOT	500,608.000				
78100100	RAISED REFL PAVT MKR	EACH	756.000				

ILLINOIS DEPARTMENT OF TRANSPORTATION
 SCHEDULE OF PRICES
 CONTRACT
 NUMBER - 64F38

State Job # - C-92-088-10
 PPS NBR - 2-15540-0000
 County Name - CARROLL - -
 Code - 15 - -
 District - 2 - -
 Section Number - (106,107)RS-1 & 101RS-1

Project Number

Route
 FAP 308
 FAS 1084
 FAS 2076
 FAS 75

Item Number	Pay Item Description	Unit of Measure	Quantity	x	Unit Price	=	Total Price
78300200	RAISED REF PVT MK REM	EACH	385.000				

CONTRACT NUMBER

64F38

THIS IS THE TOTAL BID

\$ _____

NOTES:

- 1. Each PAY ITEM should have a UNIT PRICE and a TOTAL PRICE.**
- 2. The UNIT PRICE shall govern if no TOTAL PRICE is shown or if there is a discrepancy between the product of the UNIT PRICE multiplied by the QUANTITY.**
- 3. If a UNIT PRICE is omitted, the TOTAL PRICE will be divided by the QUANTITY in order to establish a UNIT PRICE.**
- 4. A bid may be declared UNACCEPTABLE if neither a unit price nor a total price is shown.**

RETURN WITH BID

STATE REQUIRED ETHICAL STANDARDS GOVERNING CONTRACT PROCUREMENT: ASSURANCES, CERTIFICATIONS AND DISCLOSURES

I. GENERAL

A. Article 50 of the Illinois Procurement Code establishes the duty of all State chief procurement officers, State purchasing officers, and their designees to maximize the value of the expenditure of public moneys in procuring goods, services, and contracts for the State of Illinois and to act in a manner that maintains the integrity and public trust of State government. In discharging this duty, they are charged by law to use all available information, reasonable efforts, and reasonable actions to protect, safeguard, and maintain the procurement process of the State of Illinois.

B. In order to comply with the provisions of Article 50 and to carry out the duty established therein, all bidders are to adhere to ethical standards established for the procurement process, and to make such assurances, disclosures and certifications required by law. By execution of the Proposal Signature Sheet, the bidder indicates that each of the mandated assurances has been read and understood, that each certification is made and understood, and that each disclosure requirement has been understood and completed.

C. In addition to all other remedies provided by law, failure to comply with any assurance, failure to make any disclosure or the making of a false certification shall be grounds for termination of the contract and the suspension or debarment of the bidder.

II. ASSURANCES

A. The assurances hereinafter made by the bidder are each a material representation of fact upon which reliance is placed should the Department enter into the contract with the bidder. The Department may terminate the contract if it is later determined that the bidder rendered a false or erroneous assurance, and the surety providing the performance bond shall be responsible for the completion of the contract.

B. Felons

1. The Illinois Procurement Code provides:

Section 50-10. Felons. Unless otherwise provided, no person or business convicted of a felony shall do business with the State of Illinois or any state agency from the date of conviction until 5 years after the date of completion of the sentence for that felony, unless no person held responsible by a prosecutorial office for the facts upon which the conviction was based continues to have any involvement with the business.

2. The bidder assures the Department that the award and execution of the contract would not cause a violation of Section 50-10.

C. Conflicts of Interest

1. The Illinois Procurement Code provides in pertinent part:

Section 50-13. Conflicts of Interest.

(a) Prohibition. It is unlawful for any person holding an elective office in this State, holding a seat in the General Assembly, or appointed to or employed in any of the offices or agencies of state government and who receives compensation for such employment in excess of 60% of the salary of the Governor of the State of Illinois, or who is an officer or employee of the Capital Development Board or the Illinois Toll Highway Authority, or who is the spouse or minor child of any such person to have or acquire any contract, or any direct pecuniary interest in any contract therein, whether for stationery, printing, paper, or any services, materials, or supplies, that will be wholly or partially satisfied by the payment of funds appropriated by the General Assembly of the State of Illinois or in any contract of the Capital Development Board or the Illinois Toll Highway authority.

(b) Interests. It is unlawful for any firm, partnership, association or corporation, in which any person listed in subsection (a) is entitled to receive (i) more than 7 1/2% of the total distributable income or (ii) an amount in excess of the salary of the Governor, to have or acquire any such contract or direct pecuniary interest therein.

(c) Combined interests. It is unlawful for any firm, partnership, association, or corporation, in which any person listed in subsection (a) together with his or her spouse or minor children is entitled to receive (i) more than 15%, in the aggregate, of the total distributable income or (ii) an amount in excess of 2 times the salary of the Governor, to have or acquire any such contract or direct pecuniary interest therein.

(d) Securities. Nothing in this Section invalidates the provisions of any bond or other security previously offered or to be offered for sale or sold by or for the State of Illinois.

(e) Prior interests. This Section does not affect the validity of any contract made between the State and an officer or employee of the State or member of the General Assembly, his or her spouse, minor child or any combination of those persons if that contract was in existence before his or her election or employment as an officer, member, or employee. The contract is voidable, however, if it cannot be completed within 365 days after the officer, member, or employee takes office or is employed.

The current salary of the Governor is \$177,412.00. Sixty percent of the salary is \$106,447.20.

RETURN WITH BID

2. The bidder assures the Department that the award and execution of the contract would not cause a violation of Section 50-13, or that an effective exemption has been issued by the Board of Ethics to any individual subject to the Section 50-13 prohibitions pursuant to the provisions of Section 50-20 of the Code and Executive Order Number 3 (1998). Information concerning the exemption process is available from the Department upon request.

D. Negotiations

1. The Illinois Procurement Code provides in pertinent part:

Section 50-15. Negotiations.

(a) It is unlawful for any person employed in or on a continual contractual relationship with any of the offices or agencies of State government to participate in contract negotiations on behalf of that office or agency with any firm, partnership, association, or corporation with whom that person has a contract for future employment or is negotiating concerning possible future employment.

2. The bidder assures the Department that the award and execution of the contract would not cause a violation of Section 50-15, and that the bidder has no knowledge of any facts relevant to the kinds of acts prohibited therein.

E. Inducements

1. The Illinois Procurement Code provides:

Section 50-25. Inducement. Any person who offers or pays any money or other valuable thing to any person to induce him or her not to bid for a State contract or as recompense for not having bid on a State contract is guilty of a Class 4 felony. Any person who accepts any money or other valuable thing for not bidding for a State contract or who withholds a bid in consideration of the promise for the payment of money or other valuable thing is guilty of a Class 4 felony.

2. The bidder assures the Department that the award and execution of the contract would not cause a violation of Section 50-25, and that the bidder has no knowledge of any facts relevant to the kinds of acts prohibited therein.

F. Revolving Door Prohibition

1. The Illinois Procurement Code provides:

Section 50-30. Revolving door prohibition. Chief procurement officers, associate procurement officers, State purchasing officers, their designees whose principal duties are directly related to State procurement, and executive officers confirmed by the Senate are expressly prohibited for a period of 2 years after terminating an affected position from engaging in any procurement activity relating to the State agency most recently employing them in an affected position for a period of at least 6 months. The prohibition includes, but is not limited to: lobbying the procurement process; specifying; bidding; proposing bid, proposal, or contract documents; on their own behalf or on behalf of any firm, partnership, association, or corporation. This Section applies only to persons who terminate an affected position on or after January 15, 1999.

2. The bidder assures the Department that the award and execution of the contract would not cause a violation of Section 50-30, and that the bidder has no knowledge of any facts relevant to the kinds of acts prohibited therein.

G. Reporting Anticompetitive Practices

1. The Illinois Procurement Code provides:

Section 50-40. Reporting anticompetitive practices. When, for any reason, any vendor, bidder, contractor, chief procurement officer, State purchasing officer, designee, elected official, or State employee suspects collusion or other anticompetitive practice among any bidders, offerors, contractors, proposers, or employees of the State, a notice of the relevant facts shall be transmitted to the Attorney General and the chief procurement officer.

2. The bidder assures the Department that it has not failed to report any relevant facts concerning the practices addressed in Section 50-40 which may involve the contract for which the bid is submitted.

H. Confidentiality

1. The Illinois Procurement Code provides:

Section 50-45. Confidentiality. Any chief procurement officer, State purchasing officer, designee, or executive officer who willfully uses or allows the use of specifications, competitive bid documents, proprietary competitive information, proposals, contracts, or selection information to compromise the fairness or integrity of the procurement, bidding, or contract process shall be subject to immediate dismissal, regardless of the Personnel code, any contract, or any collective bargaining agreement, and may in addition be subject to criminal prosecution.

2. The bidder assures the Department that it has no knowledge of any fact relevant to the practices addressed in Section 50-45 which may involve the contract for which the bid is submitted.

RETURN WITH BID

I. Insider Information

1. The Illinois Procurement Act provides:

Section 50-50. Insider information. It is unlawful for any current or former elected or appointed State official or State employee to knowingly use confidential information available only by virtue of that office or employment for actual or anticipated gain for themselves or another person.

2. The bidder assures the Department that it has no knowledge of any facts relevant to the practices addressed in Section 50-50 which may involve the contract for which the bid is submitted.

III. CERTIFICATIONS

A. The certifications hereinafter made by the bidder are each a material representation of fact upon which reliance is placed should the Department enter into the contract with the bidder. The Department may terminate the contract if it is later determined that the bidder rendered a false or erroneous certification, and the surety providing the performance bond shall be responsible for completion of the contract.

B. Bribery

1. The Illinois Procurement Code provides:

Section 50-5. Bribery.

(a) Prohibition. No person or business shall be awarded a contract or subcontract under this Code who:

(1) has been convicted under the laws of Illinois or any other state of bribery or attempting to bribe an officer or employee of the State of Illinois or any other state in that officer's or employee's official capacity; or

(2) has made an admission of guilt of that conduct that is a matter of record but has not been prosecuted for that conduct.

(b) Businesses. No business shall be barred from contracting with any unit of State or local government as a result of a conviction under this Section of any employee or agent of the business if the employee or agent is no longer employed by the business and:

(1) the business has been finally adjudicated not guilty; or

(2) the business demonstrates to the governmental entity with which it seeks to contract, and that entity finds that the commission of the offense was not authorized, requested, commanded, or performed by a director, officer, or high managerial agent on behalf of the business as provided in paragraph (2) of subsection (a) of Section 5-4 of the Criminal Code of 1961.

(c) Conduct on behalf of business. For purposes of this Section, when an official, agent, or employee of a business committed the bribery or attempted bribery on behalf of the business and in accordance with the direction or authorization of a responsible official of the business, the business shall be chargeable with the conduct.

(d) Certification. Every bid submitted to and contract executed by the State shall contain a certification by the contractor that the contractor is not barred from being awarded a contract or subcontract under this Section. A contractor who makes a false statement, material to the certification, commits a Class 3 felony.

2. The bidder certifies that it is not barred from being awarded a contract under Section 50.5.

C. Educational Loan

1. Section 3 of the Educational Loan Default Act provides:

§ 3. No State agency shall contract with an individual for goods or services if that individual is in default, as defined in Section 2 of this Act, on an educational loan. Any contract used by any State agency shall include a statement certifying that the individual is not in default on an educational loan as provided in this Section.

2. The bidder, if an individual as opposed to a corporation, partnership or other form of business organization, certifies that the bidder is not in default on an educational loan as provided in Section 3 of the Act.

D. Bid-Rigging/Bid Rotating

1. Section 33E-11 of the Criminal Code of 1961 provides:

§ 33E-11. (a) Every bid submitted to and public contract executed pursuant to such bid by the State or a unit of local government shall contain a certification by the prime contractor that the prime contractor is not barred from contracting with any unit of State or local government as a result of a violation of either Section 33E-3 or 33E-4 of this Article. The State and units of local government shall provide the appropriate forms for such certification.

RETURN WITH BID

(b) A contractor who makes a false statement, material to the certification, commits a Class 3 felony.

A violation of Section 33E-3 would be represented by a conviction of the crime of bid-rigging which, in addition to Class 3 felony sentencing, provides that any person convicted of this offense or any similar offense of any state or the United States which contains the same elements as this offense shall be barred for 5 years from the date of conviction from contracting with any unit of State or local government. No corporation shall be barred from contracting with any unit of State or local government as a result of a conviction under this Section of any employee or agent of such corporation if the employee so convicted is no longer employed by the corporation and: (1) it has been finally adjudicated not guilty or (2) if it demonstrates to the governmental entity with which it seeks to contract and that entity finds that the commission of the offense was neither authorized, requested, commanded, nor performed by a director, officer or a high managerial agent in behalf of the corporation.

A violation of Section 33E-4 would be represented by a conviction of the crime of bid-rotating which, in addition to Class 2 felony sentencing, provides that any person convicted of this offense or any similar offense of any state or the United States which contains the same elements as this offense shall be permanently barred from contracting with any unit of State or local government. No corporation shall be barred from contracting with any unit of State or local government as a result of a conviction under this Section of any employee or agent of such corporation if the employee so convicted is no longer employed by the corporation and: (1) it has been finally adjudicated not guilty or (2) if it demonstrates to the governmental entity with which it seeks to contract and that entity finds that the commission of the offense was neither authorized, requested, commanded, nor performed by a director, officer or a high managerial agent in behalf of the corporation.

2. The bidder certifies that it is not barred from contracting with the Department by reason of a violation of either Section 33E-3 or Section 33E-4.

E. International Anti-Boycott

1. Section 5 of the International Anti-Boycott Certification Act provides:

§ 5. State contracts. Every contract entered into by the State of Illinois for the manufacture, furnishing, or purchasing of supplies, material, or equipment or for the furnishing of work, labor, or services, in an amount exceeding the threshold for small purchases according to the purchasing laws of this State or \$10,000.00, whichever is less, shall contain certification, as a material condition of the contract, by which the contractor agrees that neither the contractor nor any substantially-owned affiliated company is participating or shall participate in an international boycott in violation of the provisions of the U.S. Export Administration Act of 1979 or the regulations of the U.S. Department of Commerce promulgated under that Act.

2. The bidder makes the certification set forth in Section 5 of the Act.

F. Drug Free Workplace

1. The Illinois "Drug Free Workplace Act" applies to this contract and it is necessary to comply with the provisions of the "Act" if the contractor is a corporation, partnership, or other entity (including a sole proprietorship) which has 25 or more employees.

2. The bidder certifies that if awarded a contract in excess of \$5,000 it will provide a drug free workplace by:

(a) Publishing a statement notifying employees that the unlawful manufacture, distribution, dispensation, possession or use of a controlled substance, including cannabis, is prohibited in the contractor's workplace; specifying the actions that will be taken against employees for violations of such prohibition; and notifying the employee that, as a condition of employment on such contract, the employee shall abide by the terms of the statement, and notify the employer of any criminal drug statute conviction for a violation occurring in the workplace no later than five (5) days after such conviction.

(b) Establishing a drug free awareness program to inform employees about the dangers of drug abuse in the workplace; the contractor's policy of maintaining a drug free workplace; any available drug counseling, rehabilitation, and employee assistance programs; and the penalties that may be imposed upon employees for drug violations.

(c) Providing a copy of the statement required by subparagraph (1) to each employee engaged in the performance of the contract and to post the statement in a prominent place in the workplace.

(d) Notifying the Department within ten (10) days after receiving notice from an employee or otherwise receiving actual notice of the conviction of an employee for a violation of any criminal drug statute occurring in the workplace.

(e) Imposing or requiring, within 30 days after receiving notice from an employee of a conviction or actual notice of such a conviction, an appropriate personnel action, up to and including termination, or the satisfactory participation in a drug abuse assistance or rehabilitation program approved by a federal, state or local health, law enforcement or other appropriate agency.

(f) Assisting employees in selecting a course of action in the event drug counseling, treatment, and rehabilitation is required and indicating that a trained referral team is in place.

(g) Making a good faith effort to continue to maintain a drug free workplace through implementation of the actions and efforts stated in this certification.

RETURN WITH BID

G. Debt Delinquency

1. The Illinois Procurement Code provides:

Section 50-11 and 50-12. Debt Delinquency.

The contractor or bidder certifies that it, or any affiliate, is not barred from being awarded a contract under 30 ILCS 500. Section 50-11 prohibits a person from entering into a contract with a State agency if it knows or should know that it, or any affiliate, is delinquent in the payment of any debt to the State as defined by the Debt Collection Board. Section 50-12 prohibits a person from entering into a contract with a State agency if it, or any affiliate, has failed to collect and remit Illinois Use Tax on all sales of tangible personal property into the State of Illinois in accordance with the provisions of the Illinois Use Tax Act. The contractor further acknowledges that the contracting State agency may declare the contract void if this certification is false or if the contractor, or any affiliate, is determined to be delinquent in the payment of any debt to the State during the term of the contract.

H. Sarbanes-Oxley Act of 2002

1. The Illinois Procurement Code provides:

Section 50-60(c).

The contractor certifies in accordance with 30 ILCS 500/50-10.5 that no officer, director, partner or other managerial agent of the contracting business has been convicted of a felony under the Sarbanes-Oxley Act of 2002 or a Class 3 or Class 2 felony under the Illinois Securities Law of 1953 for a period of five years prior to the date of the bid or contract. The contractor acknowledges that the contracting agency shall declare the contract void if this certification is false.

I. Addenda

The contractor or bidder certifies that all relevant addenda have been incorporated in to this contract. Failure to do so may cause the bid to be declared unacceptable.

J. Section 42 of the Environmental Protection Act

The contractor certifies in accordance with 30 ILCS 500/50-12 that the bidder or contractor is not barred from being awarded a contract under this Section which prohibits the bidding on or entering into contracts with the State of Illinois or a State agency by a person or business found by a court or the Pollution Control Board to have committed a willful or knowing violation of Section 42 of the Environmental Protection Act for a period of five years from the date of the order. The contractor acknowledges that the contracting agency may declare the contract void if this certification is false.

K. Apprenticeship and Training Certification (Does not apply to federal aid projects)

In accordance with the provisions of Section 30-22 (6) of the Illinois Procurement Code, the bidder certifies that it is a participant, either as an individual or as part of a group program, in the approved apprenticeship and training programs applicable to each type of work or craft that the bidder will perform with its own forces. The bidder further certifies for work that will be performed by subcontract that each of its subcontractors submitted for approval either (a) is, at the time of such bid, participating in an approved, applicable apprenticeship and training program; or (b) will, prior to commencement of performance of work pursuant to this contract, begin participation in an approved apprenticeship and training program applicable to the work of the subcontract. The Department, at any time before or after award, may require the production of a copy of each applicable Certificate of Registration issued by the United States Department of Labor evidencing such participation by the contractor and any or all of its subcontractors. Applicable apprenticeship and training programs are those that have been approved and registered with the United States Department of Labor. The bidder shall list in the space below, the official name of the program sponsor holding the Certificate of Registration for all of the types of work or crafts in which the bidder is a participant and that will be performed with the bidder's forces. Types of work or craft work that will be subcontracted shall be included and listed as subcontract work. The list shall also indicate any type of work or craft job category that does not have an applicable apprenticeship or training program. **The bidder is responsible for making a complete report and shall make certain that each type of work or craft job category that will be utilized on the project as reported on the Construction Employee Workforce Projection (Form BC-1256) and returned with the bid is accounted for and listed.**

The requirements of this certification and disclosure are a material part of the contract, and the contractor shall require this certification provision to be included in all approved subcontracts. In order to fulfill this requirement, it shall not be necessary that an applicable program sponsor be currently taking or that it will take applications for apprenticeship, training or employment during the performance of the work of this contract.

L. Executive Order Number 1 (2007) Regarding Lobbying on Government Procurements

The bidder hereby warrants and certifies that they have complied and will comply with the requirements set forth in this Order. The requirements of this warrant and certification are a material part of the contract, and the contractor shall require this warrant and certification provision to be included in all approved subcontracts.

RETURN WITH BID

M. Disclosure of Business Operations in Iran

Section 50-36 of the Illinois Procurement Code, 30ILCS 500/50-36 provides that each bid, offer, or proposal submitted for a State contract shall include a disclosure of whether or not the Company acting as the bidder, offeror, or proposing entity, or any of its corporate parents or subsidiaries, within the 24 months before submission of the bid, offer, or proposal had business operations that involved contracts with or provision of supplies or services to the Government of Iran, companies in which the Government of Iran has any direct or indirect equity share, consortiums or projects commissioned by the Government of Iran, or companies involved in consortiums or projects commissioned by the Government of Iran and either of the following conditions apply:

- (1) More than 10% of the Company's revenues produced in or assets located in Iran involve oil-related activities or mineral-extraction activities; less than 75% of the Company's revenues produced in or assets located in Iran involve contracts with or provision of oil-related or mineral-extraction products or services to the Government of Iran or a project or consortium created exclusively by that government; and the Company has failed to take substantial action.
- (2) The Company has, on or after August 5, 1996, made an investment of \$20 million or more, or any combination of investments of at least \$10 million each that in the aggregate equals or exceeds \$20 million in any 12-month period, which directly or significantly contributes to the enhancement of Iran's ability to develop petroleum resources of Iran.

The terms "Business operations", "Company", "Mineral-extraction activities", "Oil-related activities", "Petroleum resources", and "Substantial action" are all defined in the Code.

Failure to make the disclosure required by the Code shall cause the bid, offer or proposal to be considered not responsive. The disclosure will be considered when evaluating the bid, offer, or proposal or awarding the contract. The name of each Company disclosed as doing business or having done business in Iran will be provided to the State Comptroller.

Check the appropriate statement:

Company has no business operations in Iran to disclose.

Company has business operations in Iran as disclosed the attached document.

N. Political Contributions and Registration with the State Board of Elections

Sections 20-160 and 50-37 of the Illinois Procurement Code regulate political contributions from business entities and any affiliated entities or affiliated persons bidding on or contracting with the state. Generally under Section 50-37, any business entity, and any affiliated entity or affiliated person of the business entity, whose current year contracts with all state agencies exceed an awarded value of \$50,000, are prohibited from making any contributions to any political committees established to promote the candidacy of the officeholder responsible for the awarding of the contracts or any other declared candidate for that office for the duration of the term of office of the incumbent officeholder or a period 2 years after the termination of the contract, whichever is longer. Any business entity and affiliated entities or affiliated persons whose state contracts in the current year do not exceed an awarded value of \$50,000, but whose aggregate pending bids and proposals on state contracts exceed \$50,000, either alone or in combination with contracts not exceeding \$50,000, are prohibited from making any political contributions to any political committee established to promote the candidacy of the officeholder responsible for awarding the pending contract during the period beginning on the date the invitation for bids or request for proposals is issued and ending on the day after the date of award or selection if the entity was not awarded or selected. Section 20-160 requires certification of registration of affected business entities in accordance with procedures found in Section 9-35 of The Election Code.

By submission of a bid, the contractor business entity acknowledges and agrees that it has read and understands Sections 20-160 and 50-37 of the Illinois Procurement Code, and that it makes the following certification:

The undersigned business entity certifies that it has registered as a business with the State Board of Elections and acknowledges a continuing duty to update the registration in accordance with the above referenced statutes. A copy of the certificate of registration shall be submitted with the bid. The bidder is cautioned that the Department will not award a contract without submission of the certificate of registration.

These requirements and compliance with the above referenced statutory sections are a material part of the contract, and any breach thereof shall be cause to void the contract under Section 50-60 of the Illinois Procurement Code. This provision does not apply to Federal-aid contracts.

TO BE RETURNED WITH BID

IV. DISCLOSURES

A. The disclosures hereinafter made by the bidder are each a material representation of fact upon which reliance is placed should the Department enter into the contract with the bidder. The Department may terminate the contract if it is later determined that the bidder rendered a false or erroneous disclosure, and the surety providing the performance bond shall be responsible for completion of the contract.

B. Financial Interests and Conflicts of Interest

1. Section 50-35 of the Illinois Procurement Code provides that all bids of more than \$10,000 shall be accompanied by disclosure of the financial interests of the bidder. This disclosed information for the successful bidder, will be maintained as public information subject to release by request pursuant to the Freedom of Information Act.

The financial interests to be disclosed shall include ownership or distributive income share that is in excess of 5%, or an amount greater than 60% of the annual salary of the Governor, of the bidding entity or its parent entity, whichever is less, unless the contractor or bidder is a publicly traded entity subject to Federal 10K reporting, in which case it may submit its 10K disclosure in place of the prescribed disclosure. If a bidder is a privately held entity that is exempt from Federal 10K reporting, but has more than 400 shareholders, it may submit the information that Federal 10K companies are required to report, and list the names of any person or entity holding any ownership share that is in excess of 5%. The disclosure shall include the names, addresses, and dollar or proportionate share of ownership of each person making the disclosure, their instrument of ownership or beneficial relationship, and notice of any potential conflict of interest resulting from the current ownership or beneficial interest of each person making the disclosure having any of the relationships identified in Section 50-35 and on the disclosure form.

In addition, all disclosures shall indicate any other current or pending contracts, proposals, leases, or other ongoing procurement relationships the bidding entity has with any other unit of state government and shall clearly identify the unit and the contract, proposal, lease, or other relationship.

2. Disclosure Forms. Disclosure Form A is attached for use concerning the individuals meeting the above ownership or distributive share requirements. Subject individuals should be covered each by one form. In addition, a second form (Disclosure Form B) provides for the disclosure of current or pending procurement relationships with other (non-IDOT) state agencies. **The forms must be included with each bid or incorporated by reference.**

C. Disclosure Form Instructions

Form A: For bidders that have previously submitted the information requested in Form A

The Department has retained the Form A disclosures submitted by all bidders responding to these requirements for the April 24, 1998 or any subsequent letting conducted by the Department. The bidder has the option of submitting the information again or the bidder may check the following certification statement indicating that the information previously submitted by the bidder is, as of the date of submission, current and accurate. Before checking this certification, the bidder should carefully review its prior submissions to ensure the Certification is correct. If the Bidder checks the Certification, the Bidder should proceed to Form B instructions.

CERTIFICATION STATEMENT

I have determined that the Form A disclosure information previously submitted is current and accurate, and all forms are hereby incorporated by reference in this bid. Any necessary additional forms or amendments to previously submitted forms are attached to this bid.

(Bidding Company)



Signature of Authorized Representative

Date

Form A: For bidders who have NOT previously submitted the information requested in Form A

If the bidder is a publicly traded entity subject to Federal 10K reporting, the 10K Report may be submitted to meet the requirements of Form A. If a bidder is a privately held entity that is exempt from Federal 10K reporting, but has more than 400 shareholders, it may submit the information that Federal 10K companies are required to report, and list the names of any person or entity holding any ownership share that is in excess of 5%. If a bidder is not subject to Federal 10K reporting, the bidder must determine if any individuals are required by law to complete a financial disclosure form. To do this, the bidder should answer each of the following questions. A "YES" answer indicates Form A must be completed. If the answer to each of the following questions is "NO", then the NOT APPLICABLE STATEMENT on the second page of Form A must be signed and dated by a person that is authorized to execute contracts for the bidding company. Note: These questions are for assistance only and are not required to be completed.

1. Does anyone in your organization have a direct or beneficial ownership share of greater than 5% of the bidding entity or parent entity? YES ___ NO ___
2. Does anyone in your organization have a direct or beneficial ownership share of less than 5%, but which has a value greater than \$106,447.20? YES ___ NO ___
3. Does anyone in your organization receive more than \$106,447.20 of the bidding entity's or parent entity's distributive income? (Note: Distributive income is, for these purposes, any type of distribution of profits. An annual salary is not distributive income.) YES ___ NO ___
4. Does anyone in your organization receive greater than 5% of the bidding entity's or parent entity's total distributive income, but which is less than \$106,447.20? YES ___ NO ___

(Note: Only one set of forms needs to be completed per person per bid even if a specific individual would require a yes answer to more than one question.)

A "YES" answer to any of these questions requires the completion of Form A. The bidder must determine each individual in the bidding entity or the bidding entity's parent company that would cause the questions to be answered "Yes". Each form must be signed and dated by a person that is authorized to execute contracts for your organization. **Photocopied or stamped signatures are not acceptable.** The person signing can be, but does not have to be, the person for which the form is being completed. The bidder is responsible for the accuracy of any information provided.

If the answer to each of the above questions is "NO", then the NOT APPLICABLE STATEMENT on page 2 of Form A must be signed and dated by a person that is authorized to execute contracts for your company.

Form B: Identifying Other Contracts & Procurement Related Information Disclosure Form B must be completed for each bid submitted by the bidding entity. Note: *Checking the NOT APPLICABLE STATEMENT on Form A does not allow the bidder to ignore Form B. Form B must be completed, checked, and dated or the bidder may be considered nonresponsive and the bid will not be accepted.*

The Bidder shall identify, by checking Yes or No on Form B, whether it has any pending contracts (including leases), bids, proposals, or other ongoing procurement relationship with any other (non-IDOT) State of Illinois agency. If "No" is checked, the bidder only needs to complete the check box on the bottom of Form B. If "Yes" is checked, the bidder must do one of the following:

Option I: If the bidder did not submit an Affidavit of Availability to obtain authorization to bid, the bidder must list all non-IDOT State of Illinois agency pending contracts, leases, bids, proposals, and other ongoing procurement relationships. These items may be listed on Form B or on an attached sheet(s). Do not include IDOT contracts. Contracts with cities, counties, villages, etc. are not considered State of Illinois agency contracts and are not to be included. Contracts with other State of Illinois agencies such as the Department of Natural Resources or the Capital Development Board must be included. Bidders who submit Affidavits of Availability are suggested to use Option II.

Option II: If the bidder is required and has submitted an Affidavit of Availability in order to obtain authorization to bid, the bidder may write or type "See Affidavit of Availability" which indicates that the Affidavit of Availability is incorporated by reference and includes all non-IDOT State of Illinois agency pending contracts, leases, bids, proposals, and other ongoing procurement relationships. For any contracts that are not covered by the Affidavit of Availability, the bidder must identify them on Form B or on an attached sheet(s). These might be such things as leases.

D. Bidders Submitting More Than One Bid

Bidders submitting multiple bids may submit one set of forms consisting of all required Form A disclosures and one Form B for use with all bids. Please indicate in the space provided below the bid item that contains the original disclosure forms and the bid items which incorporate the forms by reference.

- The bid submitted for letting item _____ contains the Form A disclosures or Certification Statement and the Form B disclosures. The following letting items incorporate the said forms by reference:

**ILLINOIS DEPARTMENT
OF TRANSPORTATION**

**Form A
Financial Information &
Potential Conflicts of Interest
Disclosure**

Contractor Name		
Legal Address		
City, State, Zip		
Telephone Number	Email Address	Fax Number (if available)

Disclosure of the information contained in this Form is required by the Section 50-35 of the Illinois Procurement Code (30 ILCS 500). Vendors desiring to enter into a contract with the State of Illinois must disclose the financial information and potential conflict of interest information as specified in this Disclosure Form. This information shall become part of the publicly available contract file. This Form A must be completed for bids in excess of \$10,000, and for all open-ended contracts. **A publicly traded company may submit a 10K disclosure (or equivalent if applicable) in satisfaction of the requirements set forth in Form A. See Disclosure Form Instructions.**

DISCLOSURE OF FINANCIAL INFORMATION

1. Disclosure of Financial Information. The individual named below has an interest in the BIDDER (or its parent) in terms of ownership or distributive income share in excess of 5%, or an interest which has a value of more than \$106,447.20 (60% of the Governor's salary as of 7/1/07). **(Make copies of this form as necessary and attach a separate Disclosure Form A for each individual meeting these requirements)**

FOR INDIVIDUAL (type or print information)

NAME: _____

ADDRESS _____

Type of ownership/distributable income share:

stock _____ sole proprietorship _____ Partnership _____ other: (explain on separate sheet):
% or \$ value of ownership/distributable income share: _____

2. Disclosure of Potential Conflicts of Interest. Check "Yes" or "No" to indicate which, if any, of the following potential conflict of interest relationships apply. If the answer to any question is "Yes", please attach additional pages and describe.

(a) State employment, currently or in the previous 3 years, including contractual employment of services. Yes ___ No ___

If your answer is yes, please answer each of the following questions.

1. Are you currently an officer or employee of either the Capitol Development Board or the Illinois Toll Highway Authority? Yes ___ No ___
2. Are you currently appointed to or employed by any agency of the State of Illinois? If you are currently appointed to or employed by any agency of the State of Illinois, and your annual salary exceeds \$106,447.20, (60% of the Governor's salary as of 7/1/07) provide the name the State agency for which you are employed and your annual salary. _____

RETURN WITH BID/OFFER

- 3. If you are currently appointed to or employed by any agency of the State of Illinois, and your annual salary exceeds \$106,447.20, (60% of the Governor's salary as of 7/1/07) are you entitled to receive (i) more than 7 1/2% of the total distributable income of your firm, partnership, association or corporation, or (ii) an amount in excess of the salary of the Governor? Yes ___ No ___

- 4. If you are currently appointed to or employed by any agency of the State of Illinois, and your annual salary exceeds \$106,447.20, (60% of the Governor's salary as of 7/1/07) are you and your spouse or minor children entitled to receive (i) more than 15 % in the aggregate of the total distributable income of your firm, partnership, association or corporation, or (ii) an amount in excess of 2 times the salary of the Governor? Yes ___ No ___

(b) State employment of spouse, father, mother, son, or daughter, including contractual employment services in the previous 2 years.

Yes ___ No ___

If your answer is yes, please answer each of the following questions.

- 1. Is your spouse or any minor children currently an officer or employee of the Capitol Development Board or the Illinois Toll Highway Authority? Yes ___ No ___

- 2. Is your spouse or any minor children currently appointed to or employed by any agency of the State of Illinois? If your spouse or minor children is/are currently appointed to or employed by any agency of the State of Illinois, and his/her annual salary exceeds \$106,447.20, (60 % of the Governor's salary as of 7/1/07) provide the name of your spouse and/or minor children, the name of the State agency for which he/she is employed and his/her annual salary. _____

- 3. If your spouse or any minor children is/are currently appointed to or employed by any agency of the State of Illinois, and his/her annual salary exceeds \$106,447.20, (60% of the salary of the Governor as of 7/1/07) are you entitled to receive (i) more then 71/2% of the total distributable income of your firm, partnership, association or corporation, or (ii) an amount in excess of the salary of the Governor? Yes ___ No ___

- 4. If your spouse or any minor children are currently appointed to or employed by any agency of the State of Illinois, and his/her annual salary exceeds \$106,447.20, (60% of the Governor's salary as of 7/1/07) are you and your spouse or minor children entitled to receive (i) more than 15 % in the aggregate of the total distributable income of your firm, partnership, association or corporation, or (ii) an amount in excess of 2 times the salary of the Governor? Yes ___ No ___

(c) Elective status; the holding of elective office of the State of Illinois, the government of the United States, any unit of local government authorized by the Constitution of the State of Illinois or the statutes of the State of Illinois currently or in the previous 3 years. Yes ___ No ___

(d) Relationship to anyone holding elective office currently or in the previous 2 years; spouse, father, mother, son, or daughter. Yes ___ No ___

(e) Appointive office; the holding of any appointive government office of the State of Illinois, the United States of America, or any unit of local government authorized by the Constitution of the State of Illinois or the statutes of the State of Illinois, which office entitles the holder to compensation in excess of the expenses incurred in the discharge of that office currently or in the previous 3 years. Yes ___ No ___

(f) Relationship to anyone holding appointive office currently or in the previous 2 years; spouse, father, mother, son, or daughter. Yes ___ No ___

(g) Employment, currently or in the previous 3 years, as or by any registered lobbyist of the State government. Yes ___ No ___

RETURN WITH BID/OFFER

(h) Relationship to anyone who is or was a registered lobbyist in the previous 2 years; spouse, father, mother, son, or daughter. Yes ___ No ___

(i) Compensated employment, currently or in the previous 3 years, by any registered election or reelection committee registered with the Secretary of State or any county clerk of the State of Illinois, or any political action committee registered with either the Secretary of State or the Federal Board of Elections. Yes ___ No ___

(j) Relationship to anyone; spouse, father, mother, son, or daughter; who was a compensated employee in the last 2 years by any registered election or re-election committee registered with the Secretary of State or any county clerk of the State of Illinois, or any political action committee registered with either the Secretary of State or the Federal Board of Elections. Yes ___ No ___

APPLICABLE STATEMENT

This Disclosure Form A is submitted on behalf of the INDIVIDUAL named on previous page.

Completed by: _____ Date _____
Signature of Individual or Authorized Representative

NOT APPLICABLE STATEMENT

I have determined that no individuals associated with this organization meet the criteria that would require the completion of this Form A.

This Disclosure Form A is submitted on behalf of the CONTRACTOR listed on the previous page.

_____ Date _____
Signature of Authorized Representative

RETURN WITH BID/OFFER

**ILLINOIS DEPARTMENT
OF TRANSPORTATION**

**Form B
Other Contracts &
Procurement Related Information
Disclosure**

Contractor Name		
Legal Address		
City, State, Zip		
Telephone Number	Email Address	Fax Number (if available)

Disclosure of the information contained in this Form is required by the Section 50-35 of the Illinois Procurement Act (30 ILCS 500). This information shall become part of the publicly available contract file. This Form B must be completed for bids in excess of \$10,000, and for all open-ended contracts.

DISCLOSURE OF OTHER CONTRACTS AND PROCUREMENT RELATED INFORMATION

1. Identifying Other Contracts & Procurement Related Information. The BIDDER shall identify whether it has any pending contracts (including leases), bids, proposals, or other ongoing procurement relationship with any other State of Illinois agency: Yes ___ No ___

If "No" is checked, the bidder only needs to complete the signature box on the bottom of this page.

2. If "Yes" is checked. Identify each such relationship by showing State of Illinois agency name and other descriptive information such as bid or project number (attach additional pages as necessary). SEE DISCLOSURE FORM INSTRUCTIONS:

THE FOLLOWING STATEMENT MUST BE CHECKED

<input type="checkbox"/>	_____	_____
	Signature of Authorized Representative	Date

RETURN WITH BID

SPECIAL NOTICE TO CONTRACTORS

The following requirements of the Illinois Department of Human Rights' Rules and Regulations are applicable to bidders on all construction contracts advertised by the Illinois Department of Transportation:

CONSTRUCTION EMPLOYEE UTILIZATION PROJECTION

- (a) All bidders on construction contracts shall complete and submit, along with and as part of their bids, a Bidder's Employee Utilization Form (Form BC-1256) setting forth a projection and breakdown of the total workforce intended to be hired and/or allocated to such contract work by the bidder including a projection of minority and female employee utilization in all job classifications on the contract project.
- (b) The Department of Transportation shall review the Employee Utilization Form, and workforce projections contained therein, of the contract awardee to determine if such projections reflect an underutilization of minority persons and/or women in any job classification in accordance with the Equal Employment Opportunity Clause and Section 7.2 of the Illinois Department of Human Rights' Rules and Regulations for Public Contracts adopted as amended on September 17, 1980. If it is determined that the contract awardee's projections reflect an underutilization of minority persons and/or women in any job classification, it shall be advised in writing of the manner in which it is underutilizing and such awardee shall be considered to be in breach of the contract unless, prior to commencement of work on the contract project, it submits revised satisfactory projections or an acceptable written affirmative action plan to correct such underutilization including a specific timetable geared to the completion stages of the contract.
- (c) The Department of Transportation shall provide to the Department of Human Rights a copy of the contract awardee's Employee Utilization Form, a copy of any required written affirmative action plan, and any written correspondence related thereto. The Department of Human Rights may review and revise any action taken by the Department of Transportation with respect to these requirements.

RETURN WITH BID

**Contract No. 64F38
CARROLL County
Section (106,107)RS-1 & 101RS-1
Routes FAP 308 & FAS 1084, 2076, 75
District 2 Construction Funds**

PART II. WORKFORCE PROJECTION - continued

- B. Included in "Total Employees" under Table A is the total number of **new hires** that would be employed in the event the undersigned bidder is awarded this contract.

The undersigned bidder projects that: (number) _____ new hires would be recruited from the area in which the contract project is located; and/or (number) _____ new hires would be recruited from the area in which the bidder's principal office or base of operation is located.

- C. Included in "Total Employees" under Table A is a projection of numbers of persons to be employed directly by the undersigned bidder as well as a projection of numbers of persons to be employed by subcontractors.

The undersigned bidder estimates that (number) _____ persons will be directly employed by the prime contractor and that (number) _____ persons will be employed by subcontractors.

PART III. AFFIRMATIVE ACTION PLAN

- A. The undersigned bidder understands and agrees that in the event the foregoing minority and female employee utilization projection included under **PART II** is determined to be an underutilization of minority persons or women in any job category, and in the event that the undersigned bidder is awarded this contract, he/she will, prior to commencement of work, develop and submit a written Affirmative Action Plan including a specific timetable (geared to the completion stages of the contract) whereby deficiencies in minority and/or female employee utilization are corrected. Such Affirmative Action Plan will be subject to approval by the contracting agency and the **Department of Human Rights**.
- B. The undersigned bidder understands and agrees that the minority and female employee utilization projection submitted herein, and the goals and timetable included under an Affirmative Action Plan if required, are deemed to be part of the contract specifications.

Company _____ Telephone Number _____

Address _____

NOTICE REGARDING SIGNATURE

The Bidder's signature on the Proposal Signature Sheet will constitute the signing of this form. The following signature block needs to be completed if revisions are required.

Signature: _____ Title: _____ Date: _____

Instructions: All tables must include subcontractor personnel in addition to prime contractor personnel.

Table A - Include both the number of employees that would be hired to perform the contract work and the total number currently employed (Table B) that will be allocated to contract work, and include all apprentices and on-the-job trainees. The "Total Employees" column should include all employees including all minorities, apprentices and on-the-job trainees to be employed on the contract work.

Table B - Include all employees currently employed that will be allocated to the contract work including any apprentices and on-the-job trainees currently employed.

Table C - Indicate the racial breakdown of the total apprentices and on-the-job trainees shown in Table A.

RETURN WITH BID

**Contract No. 64F38
CARROLL County
Section (106,107)RS-1 & 101RS-1
Routes FAP 308 & FAS 1084, 2076, 75
District 2 Construction Funds**

PROPOSAL SIGNATURE SHEET

The undersigned bidder hereby makes and submits this bid on the subject Proposal, thereby assuring the Department that all requirements of the Invitation for Bids and rules of the Department have been met, that there is no misunderstanding of the requirements of paragraph 3 of this Proposal, and that the contract will be executed in accordance with the rules of the Department if an award is made on this bid.

(IF AN INDIVIDUAL)

Firm Name _____

Signature of Owner _____

Business Address _____

(IF A CO-PARTNERSHIP)

Firm Name _____

By _____

Business Address _____

Name and Address of All Members of the Firm:

(IF A CORPORATION)

(IF A JOINT VENTURE, USE THIS SECTION FOR THE MANAGING PARTY AND THE SECOND PARTY SHOULD SIGN BELOW)

Corporate Name _____

By _____

Signature of Authorized Representative _____

Typed or printed name and title of Authorized Representative _____

Attest _____

Signature _____

Business Address _____

(IF A JOINT VENTURE)

Corporate Name _____

By _____

Signature of Authorized Representative _____

Typed or printed name and title of Authorized Representative _____

Attest _____

Signature _____

Business Address _____

If more than two parties are in the joint venture, please attach an additional signature sheet.



Return with Bid

Division of Highways
Proposal Bid Bond
(Effective November 1, 1992)

Item No. _____

Letting Date _____

KNOW ALL MEN BY THESE PRESENTS, That We _____

as PRINCIPAL, and _____

_____ as SURETY, are held jointly, severally and firmly bound unto the STATE OF ILLINOIS in the penal sum of 5 percent of the total bid price, or for the amount specified in Article 102.09 of the "Standard Specifications for Road and Bridge Construction" in effect on the date of invitation for bids, whichever is the lesser sum, well and truly to be paid unto said STATE OF ILLINOIS, for the payment of which we bind ourselves, our heirs, executors, administrators, successors and assigns.

THE CONDITION OF THE FOREGOING OBLIGATION IS SUCH, that whereas, the PRINCIPAL has submitted a bid proposal to the STATE OF ILLINOIS, acting through the Department of Transportation, for the improvement designated by the Transportation Bulletin Item Number and Letting Date indicated above.

NOW, THEREFORE, if the Department shall accept the bid proposal of the PRINCIPAL; and if the PRINCIPAL shall, within the time and as specified in the bidding and contract documents, submit a DBE Utilization Plan that is accepted and approved by the Department; and if, after award by the Department, the PRINCIPAL shall enter into a contract in accordance with the terms of the bidding and contract documents including evidence of the required insurance coverages and providing such bond as specified with good and sufficient surety for the faithful performance of such contract and for the prompt payment of labor and material furnished in the prosecution thereof; or if, in the event of the failure of the PRINCIPAL to make the required DBE submission or to enter into such contract and to give the specified bond, the PRINCIPAL pays to the Department the difference not to exceed the penalty hereof between the amount specified in the bid proposal and such larger amount for which the Department may contract with another party to perform the work covered by said bid proposal, then this obligation shall be null and void, otherwise, it shall remain in full force and effect.

IN THE EVENT the Department determines the PRINCIPAL has failed to comply with any requirement as set forth in the preceding paragraph, then Surety shall pay the penal sum to the Department within fifteen (15) days of written demand therefor. If Surety does not make full payment within such period of time, the Department may bring an action to collect the amount owed. Surety is liable to the Department for all its expenses, including attorney's fees, incurred in any litigation in which it prevails either in whole or in part.

In TESTIMONY WHEREOF, the said PRINCIPAL and the said SURETY have caused this instrument to be signed by

their respective officers this _____ day of _____ A.D., _____ .

PRINCIPAL

SURETY

(Company Name)

(Company Name)

By _____
(Signature & Title)

By: _____
(Signature of Attorney-in-Fact)

Notary Certification for Principal and Surety

STATE OF ILLINOIS,
County of _____

I, _____, a Notary Public in and for said County, do hereby certify that

_____ and _____
(Insert names of individuals signing on behalf of PRINCIPAL & SURETY)

who are each personally known to me to be the same persons whose names are subscribed to the foregoing instrument on behalf of PRINCIPAL and SURETY, appeared before me this day in person and acknowledged respectively, that they signed and delivered said instrument as their free and voluntary act for the uses and purposes therein set forth.

Given under my hand and notarial seal this _____ day of _____ A.D. _____

My commission expires _____

Notary Public

In lieu of completing the above section of the Proposal Bid Form, the Principal may file an Electronic Bid Bond. By signing the proposal and marking the check box next to the Signature and Title line below, the Principal is ensuring the identified electronic bid bond has been executed and the Principal and Surety are firmly bound unto the State of Illinois under the conditions of the bid bond as shown above.

Electronic Bid Bond ID# _____

Company / Bidder Name _____

Signature and Title _____

PROPOSAL ENVELOPE



PROPOSALS

for construction work advertised for bids by the
Illinois Department of Transportation

Item No.	Item No.	Item No.

Submitted By:

Name:
Address:
Phone No.

Bidders should use an IDOT proposal envelope or affix this form to the front of a 10" x 13" envelope for the submittal of bids. If proposals are mailed, they should be enclosed in a second or outer envelope addressed to:

Engineer of Design and Environment - Room 326
Illinois Department of Transportation
2300 South Dirksen Parkway
Springfield, Illinois 62764

NOTICE

Individual bids, including Bid Bond and/or supplemental information if required, should be securely stapled.

CONTRACTOR OFFICE COPY OF CONTRACT SPECIFICATIONS

NOTICE

None of the following material needs to be returned with the bid package unless the special provisions require documentation and/or other information to be submitted.

**Contract No. 64F38
CARROLL County
Section (106,107)RS-1 & 101RS-1
Routes FAP 308 & FAS 1084, 2076, 75
District 2 Construction Funds**



Illinois Department of Transportation



NOTICE TO BIDDERS

- 1. TIME AND PLACE OF OPENING BIDS.** Sealed proposals for the improvement described herein will be received by the Department of Transportation at the Harry R. Hanley Building, 2300 South Dirksen Parkway, in Springfield, Illinois until 10:00 o'clock a.m., April 23, 2010. All bids will be gathered, sorted, publicly opened and read in the auditorium at the Department of Transportation's Harry R. Hanley Building shortly after the 10:00 a.m. cut off time.
- 2. DESCRIPTION OF WORK.** The proposed improvement is identified and advertised for bids in the Invitation for Bids as:

**Contract No. 64F38
CARROLL County
Section (106,107)RS-1 & 101RS-1
Routes FAP 308 & FAS 1084, 2076, 75
District 2 Construction Funds**

Cold milling, pavement patching and HMA resurfacing on IL Route 84 from 0.2 mile north of Doty Road to the Whiteside County Line and on Argo Fay Road from IL Route 84 to IL Route 78.

- 3. INSTRUCTIONS TO BIDDERS.** (a) This Notice, the invitation for bids, proposal and letter of award shall, together with all other documents in accordance with Article 101.09 of the Standard Specifications for Road and Bridge Construction, become part of the contract. Bidders are cautioned to read and examine carefully all documents, to make all required inspections, and to inquire or seek explanation of the same prior to submission of a bid.

(b) State law, and, if the work is to be paid wholly or in part with Federal-aid funds, Federal law requires the bidder to make various certifications as a part of the proposal and contract. By execution and submission of the proposal, the bidder makes the certification contained therein. A false or fraudulent certification shall, in addition to all other remedies provided by law, be a breach of contract and may result in termination of the contract.
- 4. AWARD CRITERIA AND REJECTION OF BIDS.** This contract will be awarded to the lowest responsive and responsible bidder considering conformity with the terms and conditions established by the Department in the rules, Invitation for Bids and contract documents. The issuance of plans and proposal forms for bidding based upon a prequalification rating shall not be the sole determinant of responsibility. The Department reserves the right to determine responsibility at the time of award, to reject any or all proposals, to readvertise the proposed improvement, and to waive technicalities.

By Order of the
Illinois Department of Transportation

Gary Hannig,
Secretary

INDEX
 FOR
 SUPPLEMENTAL SPECIFICATIONS
 AND RECURRING SPECIAL PROVISIONS

Adopted January 1, 2010

This index contains a listing of SUPPLEMENTAL SPECIFICATIONS and frequently used RECURRING SPECIAL PROVISIONS.

ERRATA Standard Specifications for Road and Bridge Construction (Adopted 1-1-07) (Revised 1-1-10)

SUPPLEMENTAL SPECIFICATIONS

<u>Std. Spec. Sec.</u>		<u>Page No.</u>
201	Clearing, Tree Removal and Protection	1
205	Embankment	2
251	Mulch	3
253	Planting Woody Plants	4
280	Temporary Erosion Control	6
406	Hot-Mix Asphalt Binder and Surface Course	7
443	Reflective Crack Control Treatment	12
502	Excavation for Structures	15
503	Concrete Structures	16
504	Precast Concrete Structures	17
505	Steel Structures	18
540	Box Culverts	19
581	Waterproofing Membrane System	20
630	Steel Plate Beam Guardrail	21
633	Removing and Reerecting Guardrail and Terminals	22
637	Concrete Barrier	23
669	Removal and Disposal of Regulated Substances	24
672	Sealing Abandoned Water Wells	25
701	Work Zone Traffic Control and Protection	26
720	Sign Panels and Appurtenances	27
721	Sign Panel Overlay	28
722	Demountable Sign Legend Characters and Arrows	29
726	Mile Post Marker Assembly	30
733	Overhead Sign Structures	31
783	Pavement Marking and Marker Removal	32
801	Electrical Requirements	33
805	Electrical Service Installation – Traffic Signals	34
836	Pole Foundation	35
838	Breakaway Devices	36
862	Uninterruptable Power Supply	37
873	Electric Cable	39
878	Traffic Signal Concrete Foundation	41
1003	Fine Aggregates	42
1004	Coarse Aggregates	43
1005	Stone and Broken Concrete	44
1006	Metals	45
1008	Structural Steel Coatings	47
1010	Finely Divided Materials	48
1020	Portland Cement Concrete	49
1022	Concrete Curing Materials	58
1024	Nonshrink Grout	59
1030	Hot-Mix Asphalt	60
1032	Bituminous Materials	65

1042	Precast Concrete Products	68
1062	Reflective Crack Control System	70
1069	Pole and Tower	72
1074	Control Equipment	75
1076	Wire and Cable	80
1080	Fabric Materials	81
1081	Materials for Planting	82
1083	Elastomeric Bearings	84
1090	Sign Base	85
1091	Sign Face	87
1092	Sign Legend and Supplemental Panels	95
1093	Sign Supports	96
1094	Overhead Sign Structures	98
1095	Pavement Markings	104
1101	General Equipment	106
1102	Hot-Mix Asphalt Equipment	107
1103	Portland Cement Concrete Equipment	109
1106	Work Zone Traffic Control Devices	110

RECURRING SPECIAL PROVISIONS

The following RECURRING SPECIAL PROVISIONS indicated by an "X" are applicable to this contract and are included by reference:

<u>CHECK SHEET #</u>	<u>PAGE NO.</u>
1 Additional State Requirements For Federal-Aid Construction Contracts (Eff. 2-1-69) (Rev. 1-1-10)	111
2 Subletting of Contracts (Federal-Aid Contracts) (Eff. 1-1-88) (Rev. 5-1-93)	114
3 X EEO (Eff. 7-21-78) (Rev. 11-18-80)	115
4 X Specific Equal Employment Opportunity Responsibilities Non Federal-Aid Contracts (Eff. 3-20-69) (Rev. 1-1-94)	125
5 X Required Provisions - State Contracts (Eff. 4-1-65) (Rev. 1-1-10)	130
6 Reserved	135
7 Reserved	136
8 Haul Road Stream Crossings, Other Temporary Stream Crossings, and In-Stream Work Pads (Eff. 1-2-92) (Rev. 1-1-98)	137
9 Construction Layout Stakes Except for Bridges (Eff. 1-1-99) (Rev. 1-1-07)	138
10 X Construction Layout Stakes (Eff. 5-1-93) (Rev. 1-1-07)	141
11 Use of Geotextile Fabric for Railroad Crossing (Eff. 1-1-95) (Rev. 1-1-07)	144
12 Subsealing of Concrete Pavements (Eff. 11-1-84) (Rev. 1-1-07)	146
13 Hot-Mix Asphalt Surface Correction (Eff. 11-1-87) (Rev. 1-1-09)	150
14 Pavement and Shoulder Resurfacing (Eff. 2-1-00) (Rev. 1-1-09)	152
15 PCC Partial Depth Hot-Mix Asphalt Patching (Eff. 1-1-98) (Rev. 1-1-07)	153
16 X Patching with Hot-Mix Asphalt Overlay Removal (Eff. 10-1-95) (Rev. 1-1-07)	155
17 Polymer Concrete (Eff. 8-1-95) (Rev. 1-1-08)	156
18 PVC Pipeliner (Eff. 4-1-04) (Rev. 1-1-07)	158
19 Pipe Underdrains (Eff. 9-9-87) (Rev. 1-1-07)	159
20 Guardrail and Barrier Wall Delineation (Eff. 12-15-93) (Rev. 1-1-97)	160
21 Bicycle Racks (Eff. 4-1-94) (Rev. 1-1-07)	164
22 Temporary Modular Glare Screen System (Eff. 1-1-00) (Rev. 1-1-07)	166
23 Temporary Portable Bridge Traffic Signals (Eff. 8-1-03) (Rev. 1-1-07)	168
24 Work Zone Public Information Signs (Eff. 9-1-02) (Rev. 1-1-07)	170
25 Night Time Inspection of Roadway Lighting (Eff. 5-1-96)	171
26 English Substitution of Metric Bolts (Eff. 7-1-96)	172
27 English Substitution of Metric Reinforcement Bars (Eff. 4-1-96) (Rev. 1-1-03)	173
28 Calcium Chloride Accelerator for Portland Cement Concrete (Eff. 1-1-01)	174
29 Reserved	175
30 Quality Control of Concrete Mixtures at the Plant (Eff. 8-1-00) (Rev. 1-1-09)	176
31 Quality Control/Quality Assurance of Concrete Mixtures (Eff. 4-1-92) (Rev. 1-1-09)	184
32 Asbestos Bearing Pad Removal (Eff. 11-1-03)	196
33 Asbestos Hot-Mix Asphalt Surface Removal (Eff. 6-1-89) (Rev. 1-1-09)	197

TABLE OF CONTENTS

LOCATION OF PROJECT	1
DESCRIPTION OF PROJECT	1
TRAFFIC CONTROL PLAN	1
ENGINEER'S FIELD OFFICE TYPE A	4
RUMBLE RESURFACING	6
MILLING RESTRICTIONS	7
CONCRETE HEADWALL REMOVAL	7
HOT MIX ASPHALT PAY FOR PERFORMANCE USING PERCENT WITHIN LIMITS (BMPR)	7
MATERIAL TRANSFER DEVICE (BDE)	12
RAILROAD PROTECTIVE LIABILITY INSURANCE (5 AND 10) (BDE)	13
AGREEMENT BETWEEN BNSF RAILWAY COMPANY AND THE CONTRACTOR (FOR INFORMATION ONLY)	14
APPROVAL OF PROPOSED BORROW AREAS, USE AREAS, AND/OR WASTE AREAS INSIDE ILLINOIS STATE BORDERS (BDE)	21
AUTOMATED FLAGGER ASSISTANCE DEVICES (BDE)	21
CONSTRUCTION AIR QUALITY - DIESEL VEHICLE EMISSIONS CONTROL (BDE)	22
CONSTRUCTION AIR QUALITY - IDLING RESTRICTIONS (BDE)	23
DISADVANTAGED BUSINESS ENTERPRISE PARTICIPATION (BDE)	24
EQUIPMENT RENTAL RATES (BDE)	32
HOT-MIX ASPHALT – ANTI-STRIPPING ADDITIVE (BDE)	33
HOT-MIX ASPHALT - DENSITY TESTING OF LONGITUDINAL JOINTS (BDE)	33
HOT-MIX ASPHALT – DROP-OFFS (BDE)	34
HOT-MIX ASPHALT - FINE AGGREGATE (BDE)	34
HOT-MIX ASPHALT – PLANT TEST FREQUENCY (BDE)	35
HOT-MIX ASPHALT – QC/QA ACCEPTANCE CRITERIA (BDE)	36
HOT-MIX ASPHALT – TRANSPORTATION (BDE)	37
LIQUIDATED DAMAGES (BDE)	37
MONTHLY EMPLOYMENT REPORT (BDE)	37
MULTILANE PAVEMENT PATCHING (BDE)	38
NATIONAL POLLUTANT DISCHARGE ELIMINATION SYSTEM / EROSION AND SEDIMENT CONTROL DEFICIENCY DEDUCTION (BDE)	38
PAVEMENT PATCHING (BDE)	40
PAYMENTS TO SUBCONTRACTORS (BDE)	40
PERSONAL PROTECTIVE EQUIPMENT (BDE)	41
RAISED REFLECTIVE PAVEMENT MARKERS (BDE)	41
RECLAIMED ASPHALT PAVEMENT (RAP) (BDE)	41
REFLECTIVE SHEETING ON CHANNELIZING DEVICES (BDE)	48
SUBCONTRACTOR MOBILIZATION PAYMENTS (BDE)	49

WORKING DAYS (BDE) 49
PROJECT LABOR AGREEMENT 50
BITUMINOUS MATERIALS COST ADJUSTMENTS (BDE) (RETURN FORM WITH BID)..... 64
FUEL COST ADJUSTMENT (BDE) (RETURN FORM WITH BID) 67
THERMOPLASTIC PAVEMENT MARKINGS (BDE) 71

STATE OF ILLINOIS

SPECIAL PROVISIONS

The following Special Provisions supplement the "Standard Specifications for Road and Bridge Construction," adopted January 1, 2007, the latest edition of the "Manual on Uniform Traffic Control Devices for Streets and Highways," and the "Manual of Test Procedures for Materials" in effect on the date of invitation for bids, and the Supplemental Specifications and Recurring Special Provisions indicated on the Check Sheet included herein which apply to and govern the construction of FAP Route 308 (IL 84) & FAS 1084, 2076, 75 (Argo Fay Road), Section (106, 107)RS-1 & 101RS-1, Carroll County, Contract 64F38, and in case of conflict with any part or parts of said Specifications, the said Special Provisions shall take precedence and shall govern.

LOCATION OF PROJECT

IL 84 from 0.2 mile north of Doty Road to the Whiteside County Line. Argo Fay Road from IL 84 to IL 78.

DESCRIPTION OF PROJECT

Cold milling, pavement patching and hot-mix asphalt resurfacing.

TRAFFIC CONTROL PLAN

Effective January 14, 1999

Traffic Control shall be according to the applicable sections of the Standard Specifications for Road and Bridge Construction, the applicable guidelines contained in the National Manual on Uniform Traffic Control Devices for Streets and Highways, Illinois Supplement to the National Manual on Uniform Traffic Control Devices, these special provisions, and any special details and Highway Standards contained herein and in the plans.

Special attention is called to Articles 107.09 and 107.14 of the Standard Specifications for Road and Bridge Construction and the following Highway Standards relating to traffic control.

Standards:

701006 701011 701201 701301 701306 701311 701501 701901

Details:

Traffic Control and Protection at Turn Bays (DS 94.2)
Rough Grooved Surface Sign (DS 91.2)

Signs:

No bracing shall be allowed on post-mounted signs.

Post-mounted signs shall be installed using standard 720011, 728001, 729001, on 4"x4" wood posts, or on any other "break away" connection if accepted by the FHWA and corresponding letter is provided to the resident.

All signs are required on both sides of the road when the median is greater than 10 feet and on one way roadways.

"BUMP" (W8-1(O)48) signs shall be installed as directed by the Engineer.

"UNEVEN LANES" W8-11(O)48 signs shall be installed at 1 mile intervals or as directed by the Engineer on roadways where the posted speed limit is greater than 40 mph.

"LOW SHOULDER" W8-9(O)48 signs shall be installed at 1 mile intervals or as directed by the Engineer.

When covering existing Department signs, no tape shall be used on the reflective portion of the sign. Contact the District sign shop for covering techniques.

All regulatory signs shall be maintained at a 5 foot minimum bottom (rural), 7 foot minimum (urban).

Devices:

A minimum of 3 drums spaced at 1.2 meters (4 feet) shall be placed at each return when the side road is open.

Lights:

Steady burn mono-directional lights are required on devices delineating a widening trench.

Flaggers:

Flagger at Side roads and Commercial Entrances:

Effective: April 9, 2009

Revise the second paragraph of Article 701.13(a) of the Standard Specifications to read:

"The Engineer will determine when a side road or commercial entrance shall be closed to traffic. A flagger will be required at each side road and any commercial entrance deemed necessary by the Engineer remaining open to traffic within the operation where two-way traffic is maintained on one lane of pavement. The flagger shall be positioned as shown on the plans or as directed by the Engineer."

Revise the first and second paragraph of Article 701.20(i) of the Standard Specifications to read:

"Signs, barricades, or other traffic control devices required by the Engineer over and above those specified will be paid for according to Article 109.04.

All flaggers required at side roads and entrances remaining open to traffic including those that are shown on the Highway Standards and/or additional barricades required by the Engineer to close side roads and entrances will be paid for according to Article 109.04.”

Flaggers shall comply with all requirements contained in the Department’s “Flagger Handbook” with the following exception: The ANSI Class 2 vest will not be supplied by the Department.

In addition to the flaggers shown on applicable standards, on major side roads listed below, flaggers shall be required on all legs of the intersection. Major side roads for this project shall be Argo Fay Road and One Mile Road.

When the road is closed to through traffic and it is necessary to provide access for local traffic, all flaggers as shown on the applicable standards will be required. No reduction in the number of flaggers shall be allowed.

Pavement Marking:

Temporary pavement markings shall not be included in the cost of the standard rather it shall be paid for separately at the contract unit prices of specified temporary pavement marking items.

Pilot Car: During the bituminous priming operation, the Contractor shall be required to provide a pilot car to lead the traffic through the areas primed.

The pilot car shall be a pickup truck, carrying the Contractor's company insignia, equipped with “PILOT CAR - FOLLOW ME” (G-20-4(0)) signs. Two signs shall be mounted on the vehicle so as to be clearly visible from both directions. The bottom of the sign shall be mounted at least 300 mm (one foot) above the top of the cab. The pilot car shall be equipped with a two-way radio so normal communication with the flagger at each end of the work area can be maintained.

The pilot car shall be paid for by the day. If the pilot car is used less than four hours, the operation will be counted as a half day.

This work will be paid for at the contract unit price Per Day for PILOT CAR for each car required by the Engineer.

Maintenance of Traffic: Traffic shall be maintained using Traffic Control and Protection Standard 701306.

The mainline shall be kept open to one-way traffic at all times during working hours and two-way traffic during non-working hours.

The Contractor shall be required to notify the Carroll County Highway Department and/or corresponding Township Commissioner for any side road closure or opening.

Traffic through Thomson and Argo Fay shall be maintained using Traffic Control and Protection Standard 701501.

The sawing of patches, resurfacing and placing of shoulder aggregate shall be completed using Traffic Control and Protection Standard 701306.

The pavement patch removal and replacement shall be completed using Traffic Control and Protection Standard 701201.

The Contractor shall have all lanes open on weekends, unless prior approval is obtained from the Resident Engineer.

Placing and removing pavement marking shall be completed using Traffic Control and Protection Standard 701306 or 701311.

ENGINEER'S FIELD OFFICE TYPE A

Effective: June 1, 2009

Revise Article 670.02 of the Standard Specifications to read:

“670.02 Engineer's Field Office Type A. Type A field offices shall have a minimum ceiling height of 7 ft (2 m) and a minimum floor space 450 sq ft (42 sq m). The office shall be provided with sufficient heat, natural and artificial light, and air conditioning.

The office shall have an electronic security system that will respond to any breach of exterior doors and windows. Doors and windows shall be equipped with locks. Doors shall also be equipped with dead bolt locks or other secondary locking device.

Windows shall be equipped with exterior screens to allow adequate ventilation. All windows shall be equipped with interior shades, curtains, or blinds. Adequate all-weather parking space shall be available to accommodate a minimum of ten vehicles.

Suitable on-site sanitary facilities meeting Federal, State, and local health department requirements shall be provided, maintained clean and in good working condition, and shall be stocked with lavatory and sanitary supplies at all times.

Sanitary facilities shall include hot and cold potable running water, lavatory and toilet as an integral part of the office where available. Solid waste disposal consisting of two waste baskets and an outside trash container of sufficient size to accommodate a weekly provided pick-up service.

In addition, the following furniture and equipment shall be furnished.

- (a) Four desks with minimum working surface 42 x 30 in. (1.1 m x 750 mm) each and five non-folding chairs with upholstered seats and backs.
- (b) One desk with minimum working surface 48 x 72 in. (1.2 x 1.8 m) with height adjustment of 23 to 30 in. (585 to 750 mm).
- (c) One four-post drafting table with minimum top size of 37 1/2 x 48 in. (950 mm x 1.2 m). The top shall be basswood or equivalent and capable of being tilted through an angle of 50 degrees. An adjustable height drafting stool with upholstered seat and back shall also be provided.

- (d) Two free standing four drawer legal size file cabinet with lock and an underwriters' laboratories insulated file device 350 degrees one hour rating.
- (e) One 6 ft (1.8 m) folding table with six folding chairs.
- (f) One equipment cabinet of minimum inside dimension of 44 in. (1100 mm) high x 24 in. (600 mm) wide x 30 in. (750 mm) deep with lock. The walls shall be of steel with a 3/32 in. (2 mm) minimum thickness with concealed hinges and enclosed lock constructed in such a manner as to prevent entry by force. The cabinet assembly shall be permanently attached to a structural element of the field office in a manner to prevent theft of the entire cabinet.
- (g) One refrigerator with a minimum size of 16 cu ft (0.45 cu m) with a freezer unit.
- (h) Two electric desk type tape printing calculator.
- (i) A minimum of two communication paths. The configuration shall include:
 - (1) Internet Connection. An internet service connection using telephone DSL, cable broadband, or CDMA wireless technology. Additionally, an 802.11g/N wireless router shall be provided, which will allow connection by the Engineer and up to four Department staff.
 - (2) Telephone Lines. Two separate telephone lines, one to be set up for the exclusive use of the supplied fax machine.
- (j) One plain paper copy machine capable of reproducing prints up to 11 x 17 in. (280 x 432 mm) with an automatic feed tray capable of storing 30 sheets of paper. Letter size and 11 x 17 in. (280 x 432 mm) paper shall be provided.
- (k) One telephone, with touch tone, where available, and a digital telephone answering machine, for exclusive use by the Engineer.
- (l) Cellular phone with a minimum of 500 anytime calling minutes per month for use by the site resident engineer/technician.
- (m) One electric water cooler dispenser.
- (n) One first-aid cabinet fully equipped.
- (o) One post mounted rain gauge, located on the project site for each 5 miles (8 km) of project length."
- (p) One paper shredder capable of shredding a minimum of 6 sheets of paper at a time.
- (q) One microwave

Revise the last sentence of the first paragraph of Article 670.07 of the Standard Specifications to read:

"This price shall include all utility costs and shall reflect the salvage value of the building or buildings, equipment, and furniture which become the property of the Contractor after release by the Engineer, except that the Department will pay that portion of the monthly long distance telephone bills that, when combined, exceed \$150."

RUMBLE RESURFACING

Effective: January 2, 1996

Rumble Resurfacing shall be either the raised or grooved type as shown on the plans.

Raised Resurfacing

It shall be a requirement that a representative of the epoxy company be present on at least the first day of construction on the raised rumble strip.

A rumble strip shall consist of a series of ribs as shown on the Plans. The area to be covered shall be cleaned with brooms, using an industrial type detergent mixed with water, in proportions acceptable to the Engineer. The detergent solution shall be vigorously broomed over the surface until complete removal of grime and oil is affected. The surface is considered clean when the surface maintains a continuous water film and no longer breaks into "beads". The surface shall then be very thoroughly rinsed with water until it no longer feels slippery to the touch after which the surface must be allowed to dry completely prior to application of the rumble strip, so as in the opinion of the Engineer, satisfactory bonding will be obtained. Surfaces or locations that show excessive contamination with oil, grease and grime, which in the opinion of the Engineer, will not respond to the detergent specified, shall be sandblasted in combination with the detergent cleaning. This treatment shall continue until the contamination has been removed to the degree that will permit satisfactory bonding of the epoxy. After the surface has been cleaned to the satisfaction of the Engineer, 200 mm (eight inch) wide beds, consisting of two-component epoxy shall be placed from 3 mm to 6 mm (one-eighth to one-quarter inch) thick. The aggregate shall be hand-placed on top of the epoxy beds at the approximate rate of 11 kg/square meter (pounds per square yard) and lightly pressed into place so that the aggregate is embedded into the epoxy. Rumble Strips shall harden sufficiently before opening it to traffic in approximately 3 to 12 hours.

The epoxy described herein shall meet the requirements of ASTM C-881 specifications and shall be Type III, Grade 2 and the appropriate class as indicated for each temperature range: Class B, 4°C-15°C (40°F - 60°F.); Class C, above 15°C (above 60°F.). The epoxy used shall not be applied unless the air temperature is at least 10°C (50°F).

The aggregate used shall be a 3 mm by 6 mm (1/2" x 1/4") Red Flint Filtered Rock and shall be surface dry (no free moisture). It shall be graded as follows:

<u>Sieve Size</u>	<u>% Passing</u>
12.5 mm (1/2")	95 - 100
9.5 mm (3/8")	25 - 80
3.57 mm (#8)	0 - 5

A 16Kg (35#) sample shall be submitted to the Engineer a minimum of two weeks prior to intended use.

Grooved Rumble

The grooves shall be constructed with a milling machine capable of cold milling the existing surface. The cuttings shall be disposed of outside the project limits.

Method of Measurement. Rumble resurfacing shall be measured for payment in place and the area computed in Square Meters (Square Yards). The length shall be the distance from outside edge to outside edge of the groove or raised rumble which will be approximately 7.6 m (25'). The width shall be 300 mm (1') less than lane width.

Rumble Strips shall be constructed as specified herein and as shown on the detail in the plans and paid for per Square Meter (Square Yard) of material placed as RUMBLE RESURFACING.

MILLING RESTRICTIONS

Milling operations shall be performed such that a vertical milled face no greater than 1½" exists between open lanes of traffic. This can be accomplished by one of the following treatment methods: make multiple passes with the mill, each one less than 1½"; place a temporary wedge or have milled sloped edge with a minimum 1:3 slope; or mill both lanes the same day so that no difference in elevation exists when the lanes are opened. Other methods may be used if approved by the Engineer prior to implementing the procedure.

This work shall be included in the cost of HMA SURFACE REMOVAL at the thickness specified.

CONCRETE HEADWALL REMOVAL

Effective: January 27, 2010

This work shall consist of the removal and satisfactory disposal of existing concrete headwall at the location shown in the plans. Concrete shall be removed down to existing roadway grade by saw cutting existing headwall flush with roadside surface providing a semi-smooth surface. Contractor shall also furnish and install a delineator placed on the approach side of the headwall and conforming to the state standard for delineators.

All costs incurred in conforming with this special provision shall be included in the contract unit price per Each for CONCRETE HEADWALL REMOVAL.

HOT MIX ASPHALT PAY FOR PERFORMANCE USING PERCENT WITHIN LIMITS (BMPP)

Effective: April 4, 2008

Revised: January 29, 2010

Description. This special provision describes the procedures used for production, placement and payment for hot-mix asphalt (HMA). This special provision shall apply to all pay items for High ESAL and Low ESAL HMA and SMA mixtures that individually have a minimum quantity of 8000 tons (7260 metric tons) and are placed at a minimum nominal thickness equal to or greater than three times the nominal maximum aggregate size. This special provision shall not apply to shoulders, temporary pavements and patching. This work shall be according to the Standard Specifications except as specified herein.

- (g) Density Testing Interval: The interval for density testing will be 0.2 mile (320 m) for lift thickness equal to or less than 3 in. (75 mm) and 0.1 mile (160 m) for lift thickness greater than 3 in. (75 mm). If a density testing interval is less than 200 ft (60 m), it will be combined with the previous test interval.
- (h) Lot: A lot consists of 10 sublots or 30 density intervals. If seven or less sublots or 19 or less density intervals remain at the end of production of a mixture, the test results for these sublots will be combined with the previous lot for evaluation of percent within limits and pay factors. Lots for mixture testing are independent of lots for density testing.
- (i) Density Test: A density test consists of a core taken at a random longitudinal and transverse offset within each density testing interval. The HMA maximum theoretical gravity (G_{mm}) will be based on the running average of four including the current day of production. Initial G_{mm} will be based on the average of the first four test results. The random transverse offset excludes the outer 1.0 ft (300 mm) from an unconfined edge. For confined edges, the random transverse offset excludes a distance from the outer edge equal to the lift thickness or a minimum of 2 in. (50 mm).

Pre-production Meeting:

The Engineer will schedule a pre-production meeting a minimum of seven calendar days prior to the start of production. The HMA QC Plan, test frequencies, random test locations, and responsibilities of all parties involved in testing and determining the PWL will be addressed. Personnel attending the meetings will include the following:

- (a) Resident Engineer
- (b) District Mixture Control Representative
- (c) QC Manager
- (d) Contractor Paving Superintendent
- (e) Any consultant involved in any part of the HMA sampling or testing on this project

Quality Control (QC) by the Contractor:

The Contractor's quality control plan shall include the schedule of testing for both quality characteristics and non-quality characteristics required to control the product such as binder content and mixture gradation. The schedule shall include sample location. The minimum test frequency shall not be less than outlined in the Minimum Quality Control Sampling and Testing Requirements table below.

Minimum Quality Control Sampling and Testing Requirements		
Quality Characteristic	Minimum Test Frequency	Sampling Location
Mixture Gradation	1/day	per QC Plan
Binder Content		
G_{mm}		
G_{mb}	per QC plan	per QC Plan
Density		

Revise Article 1030.05(d)(4) to read:

“(4)The QC Manager shall notify the Engineer when the following individual corrective action limits are exceeded and describe corrective action.

Corrective Action Limits

Gradation:	High & Low ESAL	SMA
½ inch	± 6 %	± 6 %
¾ inch		± 4 %
No. 4	± 5 %	± 5 %
No. 8	± 5 %	± 4 %
No. 30	± 4 %	± 4 %
No. 200	± 1.5 %	± 1.5 %
Voids	± 1.2 %	± 1.2 %
Field VMA ^{1/}	- 0.7 % or + 2.0 %	- 0.7 % or + 2.0 %
HMA Binder Content	± 0.3 %	± 0.2 %
Dust/AC Ratio	Min. 0.6 - Max 1.2	--
HMA Moisture Content	Max 0.3%	Max 0.3%”

1/ Based on minimum required VMA from mix design.

Initial Production Testing. The Contractor shall split and test the first two samples with the Department for comparison purposes regardless of whether a test strip is used. The Contractor and Engineer’s laboratory shall complete all tests and report all results to the Engineer within two working days of sampling. PFP will begin after an acceptable test strip, if one is used.

Quality Assurance (QA) by the Engineer: The Engineer will test each subplot for field VMA, voids, dust/ac ratio and density to determine payment for each lot. A subplot shall begin once an acceptable test-strip has been completed and the AJMF has been determined. If the test strip is waived, a subplot shall begin with the start of production. All Department testing will be performed in a qualified laboratory by personnel who have successfully completed the Department HMA Level I training.

Voids, field VMA, and Dust/AC ratio: The mixture subplot size is 1000 tons (910 metric tons). The Engineer will determine the random tonnage and the Contractor shall be responsible for obtaining the sample according to the “PFP Hot-Mix Asphalt Random Jobsite Sampling” procedure.

Density: The Engineer will identify the random locations for each density testing interval. The Contractor shall be responsible for obtaining the cores according to the “PFP Random Density Procedure”. The locations will be identified after final rolling and cores shall be obtained under the supervision of the Engineer.

Test Results: The Department test results for the first subplot, or density testing interval, of every lot will be available to the Contractor within five working days from the time the secured sample from the subplot or density testing interval has been delivered, by the Contractor, to a Department’s Testing Facility or a location designated by the Engineer. Test results for the completed lot will be available to the Contractor within 14 working days from the time the last subplot or density testing interval has been delivered to a Department testing facility or a location designated by the Engineer.

The Engineer will maintain a complete record of all Department test results. Copies will be furnished upon request. The records will contain, as a minimum, the originals of all Department test results and raw data, random numbers used and resulting calculations for sampling locations, and quality level analysis calculations.

Dispute Resolution: Dispute resolution testing will only be permitted when the difference between the Contractor and Department split test results exceed the precision limits listed below:

Test Parameter	Limits of Precision
Voids	1.0 %
VMA	1.5%
No. 200 (75 µm)	1.5 %
Binder Content	0.2 %
Core Density	1.0 %

If dispute resolution is necessary, the Contractor shall submit a request in writing within four working days of receipt of the results of the quality index analysis for the lot. The request for dispute resolution must include the Contractor's quality control and split sample test results. The Engineer will document receipt of the request. The Bureau of Materials and Physical Research (BMPR) laboratory will be used for dispute resolution testing.

For density disputes, the Engineer will locate and mark the dispute resolution core locations by adding 1 ft (300 mm) longitudinally to the location of the original cores tested using the same transverse offset. The Engineer will witness the coring process and take possession of the cores and submit them to the BMPR laboratory for testing.

If three or more consecutive mix sublots are contested, corresponding density results will be recalculated with the new G_{mm} .

All dispute resolution results will replace original quality assurance test results for pay factor recalculation. The lot pay factor for the lot under dispute resolution will be recalculated.

If the recalculated lot pay factor is less than or equal to the original lot pay factor, laboratory costs listed below will be borne by the Contractor.

Test	Cost
Mix Testing	\$700.00 / subplot
Core Density	\$100.00 / core

Acceptance by the Engineer and Basis of Payment: The Engineer may cease production and reject material produced under the following circumstances:

- (a) If the Contractor is not following the approved quality control plan
- (b) If PWL for any quality characteristic is below 50 percent for any lot
- (c) If visible pavement distress occurs such as, but not limited to, segregation or flushing
- (d) If any test exceeds the acceptable limits listed below:

Acceptable Limits

Parameter	Acceptable Range
Field VMA	-1.0 -+3.0% ^{1/}
Voids	2.0 – 6.0% ^{2/}
Density: IL-19.0, IL-25.0, IL-9.5, IL-12.5 IL-4.75, SMA	90.0 – 98.0% 92.0 – 98.0%
Dust / AC Ratio	0.4 – 1.5 ^{3/}

1/ Based on minimum required VMA from mix design.

2/ The acceptable range for SMA mixtures shall be 2.0% - 5.0%

3/ Does not apply to SMA

Payment will be based on the calculation of the Composite Pay Factor for each mix according to the “PFP Quality Level Analysis” document. Payment for full depth pavement will be based on the calculation of the Full Depth Pay Factor according to the “PFP Quality Level Analysis” document.

Dust / AC Ratio. In addition to the PWL on VMA, voids, and density, a monetary deduction will be made using the pay adjustment table below for dust/AC ratios that deviate from the 0.6 to 1.2 range.

Dust / AC Pay Adjustment Table

Range	Deduct / subplot
$0.6 \leq X \leq 1.2$	\$0
$0.5 \leq X < 0.6$ or $1.2 < X \leq 1.4$	\$1000
$0.4 \leq X < 0.5$ or $1.4 < X \leq 1.6$	\$3000
$X < 0.4$ or $X > 1.6$	Shall be removed and replaced

MATERIAL TRANSFER DEVICE (BDE)

Effective Date: June 15, 1999

Revised Date: January 1, 2009

Description. This work shall consist of placing HMA Surface Course Mixtures according to Section 406 of the Standard Specifications, except that these materials shall be placed using a material transfer device.

Materials and Equipment. The material transfer device shall have a minimum surge capacity of 15 tons (13.5 metric tons), shall be self-propelled and capable of moving independent of the paver, and shall be equipped with the following:

- (a) Front-Dump Hopper and Conveyor. The conveyor shall provide a positive restraint along the sides of the conveyor to prevent material spillage. Material Transfer devices having paver style hoppers shall have a horizontal bar restraint placed across the foldable wings which prevents the wings from being folded.
- (b) Paver Hopper Insert. The paver hopper insert shall have a minimum capacity of 14 tons (12.7 metric tons).

- (c) Mixer/Agitator Mechanism. This re-mixing mechanism shall consist of a segmented, anti-segregation, re-mixing auger or two full-length longitudinal paddle mixers designed for the purpose of re-mixing the hot-mix asphalt (HMA). The longitudinal paddle mixers shall be located in the paver hopper insert.

CONSTRUCTION REQUIREMENTS

General. The material transfer device shall be used for the placement of all HMA Surface Course Mixtures on IL 84 and Argo Fay Road, except for parking lanes, sideroads and entrances. The material transfer device speed shall be adjusted to the speed of the paver to maintain a continuous, non-stop paving operation.

Use of a material transfer device with a roadway contact pressure exceeding 20 psi (138 kPa) will be limited to partially completed segments of full-depth HMA pavement where the thickness of binder in place is 10 in. (250 mm) or greater.

Structures. The material transfer device may be allowed to travel over structures under the following conditions:

- (a) Approval will be given by the Engineer.
- (b) The vehicle shall be emptied of HMA material prior to crossing the structure and shall travel at crawl speed across the structure.
- (c) The tires of the vehicle shall travel on or in close proximity and parallel to the beam and/or girder lines of the structure.

Method of Measurement. This work will be measured for payment in tons (metric tons) for all HMA Surface course materials placed with a material transfer device.

Basis of Payment. This work will be paid for at the contract unit price per ton (metric ton) for MATERIAL TRANSFER DEVICE.

The various HMA mixtures placed with the material transfer device will be paid for as specified in their respective specifications. The Contractor may choose to use the material transfer device for other applications on this project; however, no additional compensation will be allowed.

RAILROAD PROTECTIVE LIABILITY INSURANCE (5 AND 10) (BDE)

Effective: January 1, 2006

Description. Railroad Protective Liability and Property Damage Liability Insurance shall be carried according to Article 107.11 of the Standard Specifications, except the limits shall be a minimum of \$5,000,000 combined single limit per occurrence for bodily injury liability and property damage liability with an aggregate limit of \$10,000,000 over the life of the policy. A separate policy is required for each railroad unless otherwise noted.

NAMED INSURED & ADDRESS	NUMBER & SPEED OF PASSENGER TRAINS	NUMBER & SPEED OF FREIGHT TRAINS
BNSF Railway 80-44 th Avenue N.E. Minneapolis, Minnesota 55421 Chad Scherwinski, Manager Public Projects	0	20 daily at 60 MPH
DOT/AAR No.: Near 069 430E RR Division: Illinois	RR Mile Post: 95.18	RR Sub-Division: Barstow
For Freight/Passenger Information Contact: Duane Schoonover	Phone: 773-456-4764	
For Insurance Information Contact: Jamie Johnson	Phone: 817-352-3485	

COMMENTS:

Railroad Flaggers are required if within 25 feet of the tracks. Contact Duane Schoonover.

Approval of Insurance. The original and one certified copy of each required policy shall be submitted to the following address for approval:

Illinois Department of Transportation
 Bureau of Design and Environment
 2300 South Dirksen Parkway, Room 326
 Springfield, Illinois 62764

The Contractor will be advised when the Department has received approval of the insurance from the railroad(s). Before any work begins on railroad right-of-way, the Contractor shall submit to the Engineer evidence that the required insurance has been approved by the railroad(s). The Contractor shall also provide the Engineer with the expiration date of each required policy.

Basis of Payment. Providing Railroad Protective Liability and Property Damage Liability Insurance will be paid for at the contract unit price per Lump Sum for RAILROAD PROTECTIVE LIABILITY INSURANCE.

AGREEMENT BETWEEN BNSF RAILWAY COMPANY AND THE CONTRACTOR (FOR INFORMATION ONLY)

BNSF RAILWAY COMPANY
Attention: Manager Public Projects

Railway File: _____

Agency Project: _____

Gentlemen:

The undersigned (hereinafter called, the "Contractor"), has entered into a contract (the "Contract") dated _____, 200_, **[***Drafter's Note: insert the date of the contract between the Agency and the Contractor here]** with _____ **[Drafter's Note: insert the name of the Agency here]** for the performance of certain work in connection with the following project

_____. Performance of such work will necessarily require contractor to enter BNSF RAILWAY COMPANY ("Railway") right of way and property ("Railway Property"). The Contract provides that no work will be commenced within Railway Property until the Contractor employed in connection with said work for _____ **[insert Agency name here]** (i) executes and delivers to Railway an Agreement in the form hereof, and (ii) provides insurance of the coverage and limits specified in such Agreement and Section 3 herein. If this Agreement is executed by a party who is not the Owner, General Partner, President or Vice President of Contractor, Contractor must furnish evidence to Railway certifying that the signatory is empowered to execute this Agreement on behalf of Contractor.

Accordingly, in consideration of Railway granting permission to Contractor to enter upon Railway Property and as an inducement for such entry, Contractor, effective on the date of the Contract, has agreed and does hereby agree with Railway as follows:

Section 1. RELEASE OF LIABILITY AND INDEMNITY

Contractor hereby waives, releases, indemnifies, defends and holds harmless Railway for all judgments, awards, claims, demands, and expenses (including attorneys' fees), for injury or death to all persons, including Railway's and Contractor's officers and employees, and for loss and damage to property belonging to any person, arising in any manner from Contractor's or any of Contractor's subcontractors' acts or omissions or any work performed on or about Railway's property or right-of-way. **THE LIABILITY ASSUMED BY CONTRACTOR WILL NOT BE AFFECTED BY THE FACT, IF IT IS A FACT, THAT THE DESTRUCTION, DAMAGE, DEATH, OR INJURY WAS OCCASIONED BY OR CONTRIBUTED TO BY THE NEGLIGENCE OF RAILWAY, ITS AGENTS, SERVANTS, EMPLOYEES OR OTHERWISE, EXCEPT TO THE EXTENT THAT SUCH CLAIMS ARE PROXIMATELY CAUSED BY THE INTENTIONAL MISCONDUCT OR GROSS NEGLIGENCE OF RAILWAY. [Note to Drafter: Check with appropriate local counsel to ensure that the indemnity language is enforceable. In California, replace the word "INTENTIONAL" in the last sentence with the word "WILLFUL". Further, replace the word "GROSS" in the last sentence with the word "SOLE".]**

THE INDEMNIFICATION OBLIGATION ASSUMED BY CONTRACTOR INCLUDES ANY CLAIMS, SUITS OR JUDGMENTS BROUGHT AGAINST RAILWAY UNDER THE FEDERAL EMPLOYEE'S LIABILITY ACT, INCLUDING CLAIMS FOR STRICT LIABILITY UNDER THE SAFETY APPLIANCE ACT OR THE BOILER INSPECTION ACT, WHENEVER SO CLAIMED.

Contractor further agrees, at its expense, in the name and on behalf of Railway, that it will adjust and settle all claims made against Railway, and will, at Railway's discretion, appear and defend any suits or actions of law or in equity brought against Railway on any claim or cause of action arising or growing out of or in any manner connected with any liability assumed by Contractor under this Agreement for which Railway is liable or is alleged to be liable. Railway will give notice to Contractor, in writing, of the receipt or dependency of such claims and thereupon Contractor must proceed to adjust and handle to a conclusion such claims, and in the event of a suit being brought against Railway, Railway may forward summons and complaint or other process in connection therewith to Contractor, and Contractor, at Railway's discretion, must defend, adjust, or settle such suits and protect, indemnify, and save harmless Railway from and against all damages, judgments, decrees, attorney's fees, costs, and expenses growing out of or resulting from or incident to any such claims or suits.

It is mutually understood and agreed that the assumption of liabilities and indemnification provided for in this Agreement survive any termination of this Agreement.

Section 2. TERM

This Agreement is effective from the date of the Contract until (i) the completion of the project set forth herein, and (ii) full and complete payment to Railway of any and all sums or other amounts owing and due hereunder.

Section 3. INSURANCE

Contractor must, at its sole cost and expense, procure and maintain during the life of this Agreement the following insurance coverage:

- A. Commercial General Liability insurance. This insurance must contain broad form contractual liability with a combined single limit of a minimum of \$2,000,000 each occurrence and an aggregate limit of at least \$4,000,000. Coverage must be purchased on a post 1998 ISO occurrence form or equivalent and include coverage for, but not limit to the following:
- ◆ Bodily Injury and Property Damage
 - ◆ Personal Injury and Advertising Injury
 - ◆ Fire legal liability
 - ◆ Products and completed operations

This policy must also contain the following endorsements, which must be indicated on the certificate of insurance:

- ◆ It is agreed that any workers' compensation exclusion does not apply to **Railroad** payments related to the Federal Employers Liability Act or a **Railroad** Wage Continuation Program or similar programs and any payments made are deemed not to be either payments made or obligations assumed under any Workers Compensation, disability benefits, or unemployment compensation law or similar law.
- ◆ The definition of insured contract must be amended to remove any exclusion or other limitation for any work being done within 50 feet of railroad property.
- ◆ Any exclusions related to the explosion, collapse and underground hazards must be removed.

No other endorsements limiting coverage as respects obligations under this Agreement may be included on the policy.

B. Business Automobile Insurance. This insurance must contain a combined single limit of at least \$1,000,000 per occurrence, and include coverage for, but not limited to the following:

- ◆ Bodily injury and property damage
- ◆ Any and all vehicles owned, used or hired

C. Workers Compensation and Employers Liability insurance including coverage for, but not limited to:

- ◆ _____'s statutory liability under the worker's compensation laws of the state(s) in which the work is to be performed. If optional under State law, the insurance must cover all employees anyway.
- ◆ Employers' Liability (Part B) with limits of at least \$500,000 each accident, \$500,000 by disease policy limit, \$500,000 by disease each employee.

D. Railroad Protective Liability insurance naming only the **Railroad** as the Insured with coverage of at least \$5,000,000 per occurrence and \$10,000,000 in the aggregate. The policy Must be issued on a standard ISO form CG 00 35 10 93 and include the following:

- ◆ Endorsed to include the Pollution Exclusion Amendment (ISO form CG 28 31 10 93)
- ◆ Endorsed to include the Limited Seepage and Pollution Endorsement.
- ◆ Endorsed to remove any exclusion for punitive damages.
- ◆ No other endorsements restricting coverage may be added.
- ◆ The original policy must be provided to the **Railroad** prior to performing any work or services under this Agreement

Other Requirements:

All policies (applying to coverage listed above) must not contain an exclusion for punitive damages and certificates of insurance must reflect that no exclusion exists.

Contractor agrees to waive its right of recovery against **Railroad** for all claims and suits against **Railroad**. In addition, its insurers, through the terms of the policy or policy endorsement, waive their right of subrogation against **Railroad** for all claims and suits. The certificate of insurance must reflect the waiver of subrogation endorsement. Contractor further waives its right of recovery, and its insurers also waive their right of subrogation against **Railroad** for loss of its owned or leased property or property under contractor's care, custody or control.

Contractor's insurance policies through policy endorsement, must include wording which states that the policy is primary and non-contributing with respect to any insurance carried by **Railroad**. The certificate of insurance must reflect that the above wording is included in evidenced policies.

All policy(ies) required above (excluding Workers Compensation and if applicable, Railroad Protective) must include a severability of interest endorsement and **Railroad** must be named as an additional insured with respect to work performed under this agreement. Severability of interest and naming **Railroad** as additional insured must be indicated on the certificate of insurance.

Contractor is not allowed to self-insure without the prior written consent of **Railroad**. If granted by **Railroad**, any deductible, self-insured retention or other financial responsibility for claims must be covered directly by contractor in lieu of insurance. Any and all **Railroad** liabilities that would otherwise, in accordance with the provisions of this **Agreement**, be covered by contractor's insurance will be covered as if contractor elected not to include a deductible, self-insured retention or other financial responsibility for claims.

Prior to commencing the Work, contractor must furnish to **Railroad** an acceptable certificate(s) of insurance including an original signature of the authorized representative evidencing the required coverage, endorsements, and amendments and referencing the contract audit/folder number if available. The policy(ies) must contain a provision that obligates the insurance company(ies) issuing such policy(ies) to notify **Railroad** in writing at least 30 days prior to any cancellation, non-renewal, substitution or material alteration. This cancellation provision must be indicated on the certificate of insurance. Upon request from **Railroad**, a certified duplicate original of any required policy must be furnished. Contractor should send the certificate(s) to the following address:

BNSF RAILWAY COMPANY
P.O. Box 12010-BN
Hemet, California 92546-8010
Fax: 909-766-2299

Any insurance policy must be written by a reputable insurance company acceptable to **Railroad** or with a current Best's Guide Rating of A- and Class VII or better, and authorized to do business in the state(s) in which the service is to be provide.

Contractor represents that this **Agreement** has been thoroughly reviewed by contractor's insurance agent(s)/broker(s), who have been instructed by contractor to procure the insurance coverage required by this **Agreement**. Allocated Loss Expense must be in addition to all policy limits for coverages referenced above.

Not more frequently than once every five years, **Railroad** may reasonably modify the required insurance coverage to reflect then-current risk management practices in the railroad industry and underwriting practices in the insurance industry.

If any portion of the operation is to be subcontracted by contractor, contractor must require that the subcontractor provide and maintain the insurance coverages set forth herein, naming **Railroad** as an additional insured, and requiring that the subcontractor release, defend and indemnify **Railroad** to the same extent and under the same terms and conditions as contractor is required to release, defend and indemnify **Railroad** herein.

Failure to provide evidence as required by this section will entitle, but not require, **Railroad** to terminate this **Agreement** immediately. Acceptance of a certificate that does not comply with this section will not operate as a waiver of contractor's obligations hereunder.

The fact that insurance (including, without limitation, self-insurance) is obtained by contractor will not be deemed to release or diminish the liability of contractor including, without limitation, liability under the indemnity provisions of this **Agreement**. Damages recoverable by **Railroad** will not be limited by the amount of the required insurance coverage.

For purposes of this section, **Railroad** means "Burlington Northern Santa Fe Corporation", "BNSF RAILWAY COMPANY" and the subsidiaries, successors, assigns and affiliates of each.

Section 4. EXHIBIT "C" CONTRACTOR REQUIREMENTS

The Contractor must observe and comply with all provisions, obligations, requirements and limitations contained in the Contract, and the Contractor Requirements set forth on Exhibit "C" attached to the Contract and this Agreement, , including, but not be limited to, payment of all costs incurred for any damages to Railway roadbed, tracks, and/or appurtenances thereto, resulting from use, occupancy, or presence of its employees, representatives, or agents or subcontractors on or about the construction site.

Section 5. TRAIN DELAY

Contractor is responsible for and hereby indemnifies and holds harmless Railway (including its affiliated railway companies, and its tenants) for, from and against all damages arising from any unscheduled delay to a freight or passenger train which affects Railway's ability to fully utilize its equipment and to meet customer service and contract obligations. Contractor will be billed, as further provided below, for the economic losses arising from loss of use of equipment, contractual loss of incentive pay and bonuses and contractual penalties resulting from train delays, whether caused by Contractor, or subcontractors, or by the Railway performing work under this Agreement. Railway agrees that it will not perform any act to unnecessarily cause train delay.

For loss of use of equipment, Contractor will be billed the current freight train hour rate per train as determined from Railway's records. Any disruption to train traffic may cause delays to multiple trains at the same time for the same period.

Additionally, the parties acknowledge that passenger, U.S. mail trains and certain other grain, intermodal, coal and freight trains operate under incentive/penalty contracts between Railway and its customer(s). Under these arrangements, if Railway does not meet its contract service commitments, Railway may suffer loss of performance or incentive pay and/or be subject to penalty payments. Contractor is responsible for any train performance and incentive penalties or other contractual economic losses actually incurred by Railway which are attributable to a train delay caused by Contractor or its subcontractors.

The contractual relationship between Railway and its customers is proprietary and confidential. In the event of a train delay covered by this Agreement, Railway will share information relevant to any train delay to the extent consistent with Railway confidentiality obligations. Damages for train delay for certain trains may be as high as \$50,000.00 per incident.

Contractor and its subcontractors must give Railway's representative (_____) _____ weeks advance notice of the times and dates for proposed work windows. Railway and Contractor will establish mutually agreeable work windows for the project. Railway has the right at any time to revise or change the work windows due to train operations or service obligations. Railway will not be responsible for any additional costs or expenses resulting from a change in work windows. Additional costs or expenses resulting from a change in work windows shall be accounted for in Contractor's expenses for the project.

Contractor and subcontractors must plan, schedule, coordinate and conduct all Contractor's work so as to not cause any delays to any trains.

Kindly acknowledge receipt of this letter by signing and returning to the Railway two original copies of this letter, which, upon execution by Railway, will constitute an Agreement between us.

(Contractor) **BNSF Railway Company**

By: _____
Printed Name: _____
Title: _____

By: _____
Name: _____
Manager Public Projects

Contact Person: _____
Address: _____

Accepted and effective this ____ day of 20__.

City: _____ State: ___ Zip: _____
Fax: _____
Phone: _____
E-mail: _____

**APPROVAL OF PROPOSED BORROW AREAS, USE AREAS, AND/OR WASTE AREAS
INSIDE ILLINOIS STATE BORDERS (BDE)**

Effective: November 1, 2008

Revise the title of Article 107.22 of the Standard Specifications to read:

“107.22 Approval of Proposed Borrow Areas, Use Areas, and/or Waste Areas Inside Illinois State Borders.”

Add the following sentence to the end of the first paragraph of Article 107.22 of the Standard Specifications:

“Proposed borrow areas, use areas, and/or waste areas outside of Illinois shall comply with Article 107.01.”

AUTOMATED FLAGGER ASSISTANCE DEVICES (BDE)

Effective: January 1, 2008

Description. This work shall consist of furnishing and operating automated flagger assistance devices (AFADs) as part of the work zone traffic control and protection for two-lane highways where two-way traffic is maintained over one lane of pavement. Use of these devices shall be at the option of the Contractor.

Equipment. AFADs shall be according to the FHWA memorandum, “MUTCD - Revised Interim Approval for the use of Automated Flagger Assistance Devices in Temporary Traffic Control Zones (IA-4R)”, dated January 28, 2005. The devices shall be mounted on a trailer or a moveable cart and shall meet the requirements of NCHRP 350, Category 4.

The AFAD shall be the Stop/Slow type. This device uses remotely controlled “STOP” and “SLOW” signs to alternately control right-of-way.

Signs for the AFAD shall be according to Article 701.03 of the Standard Specifications and the MUTCD. The signs shall be 24 x 24 in. (600 x 600 mm) having an octagon shaped “STOP” sign on one side and a diamond shaped “SLOW” sign on the opposite side. The letters on the signs shall be 8 in. (200 mm) high. If the “STOP” sign has louvers, the full sign face shall be visible at a distance of 50 ft (15 m) and greater.

The signs shall be supplemented with one of the following types of lights.

- (a) Flashing Lights. When flashing lights are used, white or red flashing lights shall be mounted within the “STOP” sign face and white or yellow flashing lights within the “SLOW” sign face.
- (b) Stop and Warning Beacons. When beacons are used, a stop beacon shall be mounted 24 in. (600 mm) or less above the “STOP” sign face and a warning beacon mounted 24 in. (600 mm) or less above, below, or to the side of the “SLOW” sign face. As an option, a Type B warning light may be used in lieu of the warning beacon.

A "WAIT ON STOP" sign shall be placed on the right hand side of the roadway at a point where drivers are expected to stop. The sign shall be 24 x 30 in. (600 x 750 mm) with a black legend and border on a white background. The letters shall be at least 6 in. (150 mm) high.

This device may include a gate arm or mast arm that descends to a horizontal position when the "STOP" sign is displayed and rises to a vertical position when the "SLOW" sign is displayed. When included, the end of the arm shall reach at least to the center of the lane being controlled. The arm shall have alternating red and white retroreflective stripes, on both sides, sloping downward at 45 degrees toward the side on which traffic will pass. The stripes shall be 6 in. (150 mm) in width and at least 2 in. (50 mm) in height.

Flagging Requirements. Flaggers and flagging requirements shall be according to Article 701.13 of the Standard Specifications and the following.

AFADs shall be placed at each end of the traffic control, where a flagger is shown on the plans. The flaggers shall be able to view the face of the AFAD and approaching traffic during operation.

To stop traffic, the "STOP" sign shall be displayed, the corresponding lights/beacon shall flash, and when included, the gate arm shall descend to a horizontal position. To permit traffic to move, the "SLOW" sign shall be displayed, the corresponding lights/beacon shall flash, and when included, the gate arm shall rise to a vertical position.

If used at night, the AFAD location shall be illuminated according to Section 701 of the Standard Specifications.

When not in use, AFADs will be considered nonoperating equipment and shall be stored according to Article 701.11 of the Standard Specifications.

Basis of Payment. This work will not be paid for separately but shall be considered as included in the cost of the various traffic control items included in the contract.

CONSTRUCTION AIR QUALITY - DIESEL VEHICLE EMISSIONS CONTROL (BDE)

Effective: April 1, 2009

Revised: July 1, 2009

Diesel Vehicle Emissions Control. The reduction of construction air emissions shall be accomplished by using cleaner burning diesel fuel. The term "equipment" refers to any and all diesel fuel powered devices rated at 50 hp and above, to be used on the project site in excess of seven calendar days over the course of the construction period on the project site (including any "rental" equipment).

All equipment on the jobsite, with engine ratings of 50 hp and above, shall be required to: use Ultra Low Sulfur Diesel fuel (ULSD) exclusively (15 ppm sulfur content or less).

Diesel powered equipment in non-compliance will not be allowed to be used on the project site, and is also subject to a notice of non-compliance as outlined below.

The Contractor shall submit copies of monthly summary reports and include certified copies of the ULSD diesel fuel delivery slips for diesel fuel delivered to the jobsite for the reporting time period, noting the quantity of diesel fuel used.

If any diesel powered equipment is found to be in non-compliance with any portion of this specification, the Engineer will issue the Contractor a notice of non-compliance and identify an appropriate period of time, as outlined below under environmental deficiency deduction, in which to bring the equipment into compliance or remove it from the project site.

Any costs associated with bringing any diesel powered equipment into compliance with these diesel vehicle emissions controls shall be considered as included in the contract unit prices bid for the various items of work involved and no additional compensation will be allowed. The Contractor's compliance with this notice and any associated regulations shall also not be grounds for a claim.

Environmental Deficiency Deduction. When the Engineer is notified, or determines that an environmental control deficiency exists, he/she will notify the Contractor in writing, and direct the Contractor to correct the deficiency within a specified time period. The specified time-period, which begins upon Contractor notification, will be from 1/2 hour to 24 hours long, based on the urgency of the situation and the nature of the deficiency. The Engineer shall be the sole judge regarding the time period.

The deficiency will be based on lack of repair, maintenance and diesel vehicle emissions control.

If the Contractor fails to correct the deficiency within the specified time frame, a daily monetary deduction will be imposed for each calendar day or fraction thereof the deficiency continues to exist. The calendar day(s) will begin when the time period for correction is exceeded and end with the Engineer's written acceptance of the correction. The daily monetary deduction will be \$1,000.00 for each deficiency identified.

If a Contractor or subcontractor accumulates three environmental deficiency deductions in a contract period, the Contractor will be shutdown until the deficiency is corrected. Such a shutdown will not be grounds for any extension of contract time, waiver of penalties, or be grounds for any claim.

CONSTRUCTION AIR QUALITY - IDLING RESTRICTIONS (BDE)

Effective: April 1, 2009

Idling Restrictions. The Contractor shall establish truck-staging areas for all diesel powered vehicles that are waiting to load or unload material at the jobsite. Staging areas shall be located where the diesel emissions from the equipment will have a minimum impact on adjacent sensitive receptors. The Department will review the selection of staging areas, whether within or outside the existing highway right-of-way, to avoid locations near sensitive areas or populations to the extent possible. Sensitive receptors include, but are not limited to, hospitals, schools, residences, motels, hotels, daycare facilities, elderly housing and convalescent facilities. Diesel powered engines shall also be located as far away as possible from fresh air intakes, air conditioners, and windows. The Engineer will approve staging areas before implementation.

Diesel powered vehicle operators may not cause or allow the motor vehicle, when it is not in motion, to idle for more than a total of 10 minutes within any 60 minute period, except under any of the following circumstances:

- 1) The motor vehicle has a gross vehicle weight rating of less than 8000 lb (3630 kg).
- 2) The motor vehicle idles while forced to remain motionless because of on-highway traffic, an official traffic control device or signal, or at the direction of a law enforcement official.
- 3) The motor vehicle idles when operating defrosters, heaters, air conditioners, or other equipment solely to prevent a safety or health emergency.
- 4) A police, fire, ambulance, public safety, other emergency or law enforcement motor vehicle, or any motor vehicle used in an emergency capacity, idles while in an emergency or training mode and not for the convenience of the vehicle operator.
- 5) The primary propulsion engine idles for maintenance, servicing, repairing, or diagnostic purposes if idling is necessary for such activity.
- 6) A motor vehicle idles as part of a government inspection to verify that all equipment is in good working order, provided idling is required as part of the inspection.
- 7) When idling of the motor vehicle is required to operate auxiliary equipment to accomplish the intended use of the vehicle (such as loading, unloading, mixing, or processing cargo; controlling cargo temperature; construction operations, lumbering operations; oil or gas well servicing; or farming operations), provided that this exemption does not apply when the vehicle is idling solely for cabin comfort or to operate non-essential equipment such as air conditioning, heating, microwave ovens, or televisions.
- 8) When the motor vehicle idles due to mechanical difficulties over which the operator has no control.
- 9) The outdoor temperature is less than 32 °F (0 °C) or greater than 80 °F (26 °C).

When the outdoor temperature is greater than or equal to 32 °F (0 °C) or less than or equal to 80 °F (26 °C), a person who operates a motor vehicle operating on diesel fuel shall not cause or allow the motor vehicle to idle for a period greater than 30 minutes in any 60 minute period while waiting to weigh, load, or unload cargo or freight, unless the vehicle is in a line of vehicles that regularly and periodically moves forward.

The above requirements do not prohibit the operation of an auxiliary power unit or generator set as an alternative to idling the main engine of a motor vehicle operating on diesel fuel.

Environmental Deficiency Deduction. When the Engineer is notified, or determines that an environmental control deficiency exists based on non-compliance with the idling restrictions, he/she will notify the Contractor, and direct the Contractor to correct the deficiency.

If the Contractor fails to correct the deficiency a monetary deduction will be imposed. The monetary deduction will be \$1,000.00 for each deficiency identified.

DISADVANTAGED BUSINESS ENTERPRISE PARTICIPATION (BDE)

Effective: September 1, 2000

Revised: January 1, 2010

FEDERAL OBLIGATION. The Department of Transportation, as a recipient of federal financial assistance, is required to take all necessary and reasonable steps to ensure nondiscrimination in the award and administration of contracts.

Consequently, the federal regulatory provisions of 49 CFR part 26 apply to this contract concerning the utilization of disadvantaged business enterprises. For the purposes of this Special Provision, a disadvantaged business enterprise (DBE) means a business certified by the Department in accordance with the requirements of 49 CFR part 26 and listed in the Illinois Unified Certification Program (IL UCP) DBE Directory.

STATE OBLIGATION. This Special Provision will also be used by the Department to satisfy the requirements of the Business Enterprise for Minorities, Females, and Persons with Disabilities Act, 30 ILCS 575. When this Special Provision is used to satisfy state law requirements on 100 percent state-funded contracts, the federal government has no involvement in such contracts (not a federal-aid contract) and no responsibility to oversee the implementation of this Special Provision by the Department on those contracts. DBE participation on 100 percent state-funded contracts will not be credited toward fulfilling the Department's annual overall DBE goal required by the US Department of Transportation to comply with the federal DBE program requirements.

CONTRACTOR ASSURANCE. The Contractor makes the following assurance and agrees to include the assurance in each subcontract that the Contractor signs with a subcontractor:

The Contractor, subrecipient, or subcontractor shall not discriminate on the basis of race, color, national origin, or sex in the performance of this contract. The Contractor shall carry out applicable requirements of 49 CFR part 26 in the award and administration of contracts funded in whole or in part with federal or state funds. Failure by the Contractor to carry out these requirements is a material breach of this contract, which may result in the termination of this contract or such other remedy as the recipient deems appropriate.

OVERALL GOAL SET FOR THE DEPARTMENT. As a requirement of compliance with 49 CFR part 26, the Department has set an overall goal for DBE participation in its federally assisted contracts. That goal applies to all federal-aid funds the Department will expend in its federally assisted contracts for the subject reporting fiscal year. The Department is required to make a good faith effort to achieve the overall goal. The dollar amount paid to all approved DBE companies performing work called for in this contract is eligible to be credited toward fulfillment of the Department's overall goal.

CONTRACT GOAL TO BE ACHIEVED BY THE CONTRACTOR. This contract includes a specific DBE utilization goal established by the Department. The goal has been included because the Department has determined that the work of this contract has subcontracting opportunities that may be suitable for performance by DBE companies. This determination is based on an assessment of the type of work, the location of the work, and the availability of DBE companies to do a part of the work. The assessment indicates that, in the absence of unlawful discrimination, and in an arena of fair and open competition, DBE companies can be expected to perform **6.0%** of the work. This percentage is set as the DBE participation goal for this contract. Consequently, in addition to the other award criteria established for this contract, the Department will only award this contract to a bidder who makes a good faith effort to meet this goal of DBE participation in the performance of the work. A bidder makes a good faith effort for award consideration if either of the following is done in accordance with the procedures set forth in this Special Provision:

- (a) The bidder documents that enough DBE participation has been obtained to meet the goal; or

- (b) The bidder documents that a good faith effort has been made to meet the goal, even though the effort did not succeed in obtaining enough DBE participation to meet the goal.

DBE LOCATOR REFERENCES. Bidders may consult the IL UCP DBE Directory as a reference source for DBE-certified companies. In addition, the Department maintains a letting and item specific DBE locator information system whereby DBE companies can register their interest in providing quotes on particular bid items advertised for letting. Information concerning DBE companies willing to quote work for particular contracts may be obtained by contacting the Department's Bureau of Small Business Enterprises at telephone number (217)785-4611, or by visiting the Department's web site at www.dot.il.gov.

BIDDING PROCEDURES. Compliance with this Special Provision is a material bidding requirement. The failure of the bidder to comply will render the bid not responsive.

- (a) The bidder shall submit a Disadvantaged Business Utilization Plan on Department forms SBE 2025 and 2026 with the bid.

(b) The Utilization Plan shall indicate that the bidder either has obtained sufficient DBE participation commitments to meet the contract goal or has not obtained enough DBE participation commitments in spite of a good faith effort to meet the goal. The Utilization Plan shall further provide the name, telephone number, and telefax number of a responsible official of the bidder designated for purposes of notification of plan approval or disapproval under the procedures of this Special Provision.

(c) The Utilization Plan shall include a DBE Participation Commitment Statement, Department form SBE 2025, for each DBE proposed for the performance of work to achieve the contract goal. For bidding purposes, submission of the completed SBE 2025 forms, signed by the DBEs and faxed to the bidder will be acceptable as long as the original is available and provided upon request. All elements of information indicated on the said form shall be provided, including but not limited to the following:

- (1) The names and addresses of DBE firms that will participate in the contract;
- (2) A description, including pay item numbers, of the work each DBE will perform;
- (3) The dollar amount of the participation of each DBE firm participating. The dollar amount of participation for identified work shall specifically state the quantity, unit price, and total subcontract price for the work to be completed by the DBE. If partial pay items are to be performed by the DBE, indicate the portion of each item, a unit price where appropriate and the subcontract price amount;
- (4) DBE Participation Commitment Statements, form SBE 2025, signed by the bidder and each participating DBE firm documenting the commitment to use the DBE subcontractors whose participation is submitted to meet the contract goal;
- (5) If the bidder is a joint venture comprised of DBE companies and non-DBE companies, the plan must also include a clear identification of the portion of the work to be performed by the DBE partner(s); and,
- (6) If the contract goal is not met, evidence of good faith efforts.

GOOD FAITH EFFORT PROCEDURES. The contract will not be awarded until the Utilization Plan submitted by the apparent successful bidder is approved. All information submitted by the bidder must be complete, accurate and adequately document the good faith efforts of the bidder before the Department will commit to the performance of the contract by the bidder. The Utilization Plan will be approved by the Department if the Utilization Plan commits sufficient commercially useful DBE work performance to meet the contract goal or the bidder submits sufficient documentation of a good faith effort to meet the contract goal pursuant to 49 CFR part 26, Appendix A. The Utilization Plan will not be approved by the Department if the Utilization Plan does not commit sufficient DBE participation to meet the contract goal unless the apparent successful bidder documented in the Utilization Plan that it made a good faith effort to meet the goal. This means that the bidder must show that all necessary and reasonable steps were taken to achieve the contract goal. Necessary and reasonable steps are those which, by their scope, intensity and appropriateness to the objective, could reasonably be expected to obtain sufficient DBE participation, even if they were not successful. The Department will consider the quality, quantity, and intensity of the kinds of efforts that the bidder has made. Mere *pro forma* efforts, in other words, efforts done as a matter of form, are not good faith efforts; rather, the bidder is expected to have taken genuine efforts that would be reasonably expected of a bidder actively and aggressively trying to obtain DBE participation sufficient to meet the contract goal.

(a) The following is a list of types of action that the Department will consider as part of the evaluation of the bidder's good faith efforts to obtain participation. These listed factors are not intended to be a mandatory checklist and are not intended to be exhaustive. Other factors or efforts brought to the attention of the Department may be relevant in appropriate cases, and will be considered by the Department.

(1) Soliciting through all reasonable and available means (e.g. attendance at pre-bid meetings, advertising and/or written notices) the interest of all certified DBE companies that have the capability to perform the work of the contract. The bidder must solicit this interest within sufficient time to allow the DBE companies to respond to the solicitation. The bidder must determine with certainty if the DBE companies are interested by taking appropriate steps to follow up initial solicitations.

(2) Selecting portions of the work to be performed by DBE companies in order to increase the likelihood that the DBE goals will be achieved. This includes, where appropriate, breaking out contract work items into economically feasible units to facilitate DBE participation, even when the prime Contractor might otherwise prefer to perform these work items with its own forces.

(3) Providing interested DBE companies with adequate information about the plans, specifications, and requirements of the contract in a timely manner to assist them in responding to a solicitation.

(4) a. Negotiating in good faith with interested DBE companies. It is the bidder's responsibility to make a portion of the work available to DBE subcontractors and suppliers and to select those portions of the work or material needs consistent with the available DBE subcontractors and suppliers, so as to facilitate DBE participation. Evidence of such negotiation includes the names, addresses, and telephone numbers of DBE companies that were considered; a description of the information provided regarding the plans and specifications for the work selected for subcontracting; and evidence as to why additional agreements could not be reached for DBE companies to perform the work.

b. A bidder using good business judgment would consider a number of factors in negotiating with subcontractors, including DBE subcontractors, and would take a firm's price and capabilities as well as contract goals into consideration. However, the fact that there may be some additional costs involved in finding and using DBE companies is not in itself sufficient reason for a bidder's failure to meet the contract DBE goal, as long as such costs are reasonable. Also, the ability or desire of a bidder to perform the work of a contract with its own organization does not relieve the bidder of the responsibility to make good faith efforts. Bidders are not, however, required to accept higher quotes from DBE companies if the price difference is excessive or unreasonable.

(5) Not rejecting DBE companies as being unqualified without sound reasons based on a thorough investigation of their capabilities. The bidder's standing within its industry, membership in specific groups, organizations, or associations and political or social affiliations (for example union vs. non-union employee status) are not legitimate causes for the rejection or non-solicitation of bids in the bidder's efforts to meet the project goal.

(6) Making efforts to assist interested DBE companies in obtaining bonding, lines of credit, or insurance as required by the recipient or Contractor.

(7) Making efforts to assist interested DBE companies in obtaining necessary equipment, supplies, materials, or related assistance or services.

(8) Effectively using the services of available minority/women community organizations; minority/women contractors' groups; local, state, and federal minority/women business assistance offices; and other organizations as allowed on a case-by-case basis to provide assistance in the recruitment and placement of DBE companies.

(b) If the Department determines that the apparent successful bidder has made a good faith effort to secure the work commitment of DBE companies to meet the contract goal, the Department will award the contract provided that it is otherwise eligible for award. If the Department determines that the bidder has failed to meet the requirements of this Special Provision and that a good faith effort has not been made, the Department will notify the responsible company official designated in the Utilization Plan that the bid is not responsive. The notification shall include a statement of reasons why good faith efforts have not been found.

(c) The bidder may request administrative reconsideration of a determination adverse to the bidder within the five working days after receipt of the notification date of the determination by delivering the request to the Department of Transportation, Bureau of Small Business Enterprises, Contract Compliance Section, 2300 South Dirksen Parkway, Room 319, Springfield, Illinois 62764 (Telefax: (217)785-1524). Deposit of the request in the United States mail on or before the fifth business day shall not be deemed delivery. The determination shall become final if a request is not made and delivered. A request may provide additional written documentation and/or argument concerning the issue of whether an adequate good faith effort was made to meet the contract goal. The request will be forwarded to the Department's Reconsideration Officer. The Reconsideration Officer will extend an opportunity to the bidder to meet in person in order to consider all issues of whether the bidder made a good faith effort to meet the goal. After the review by the Reconsideration Officer, the bidder will be sent a written decision within ten working days after receipt of the request for reconsideration, explaining the basis for finding that the bidder did or did not meet the goal or make adequate good faith efforts to do so.

A final decision by the Reconsideration Officer that a good faith effort was made shall approve the Utilization Plan submitted by the bidder and shall clear the contract for award. A final decision that a good faith effort was not made shall render the bid not responsive.

CALCULATING DBE PARTICIPATION. The Utilization Plan values represent work anticipated to be performed and paid for upon satisfactory completion. The Department is only able to count toward the achievement of the overall goal and the contract goal the value of payments made for the work actually performed by DBE companies. In addition, a DBE must perform a commercially useful function on the contract to be counted. A commercially useful function is generally performed when the DBE is responsible for the work and is carrying out its responsibilities by actually performing, managing, and supervising the work involved. The Department and Contractor are governed by the provisions of 49 CFR part 26.55(c) on questions of commercially useful functions as it affects the work. Specific counting guidelines are provided in 49 CFR part 26.55, the provisions of which govern over the summary contained herein.

(a) DBE as the Contractor: 100 percent goal credit for that portion of the work performed by the DBE's own forces, including the cost of materials and supplies. Work that a DBE subcontracts to a non-DBE does not count toward the DBE goals.

(b) DBE as a joint venture Contractor: 100 percent goal credit for that portion of the total dollar value of the contract equal to the distinct, clearly defined portion of the work performed by the DBE's own forces.

(c) DBE as a subcontractor: 100 percent goal credit for the work of the subcontract performed by the DBE's own forces, including the cost of materials and supplies, excluding the purchase of materials and supplies or the lease of equipment by the DBE subcontractor from the prime Contractor or its affiliates. Work that a DBE subcontractor in turn subcontracts to a non-DBE does not count toward the DBE goal.

(d) DBE as a trucker: 100 percent goal credit for trucking participation provided the DBE is responsible for the management and supervision of the entire trucking operation for which it is responsible. At least one truck owned, operated, licensed, and insured by the DBE must be used on the contract. Credit will be given for the following:

(1) The DBE may lease trucks from another DBE firm, including an owner-operator who is certified as a DBE. The DBE who leases trucks from another DBE receives credit for the total value of the transportation services the lessee DBE provides on the contract.

(2) The DBE may also lease trucks from a non-DBE firm, including from an owner-operator. The DBE who leases trucks from a non-DBE is entitled to credit only for the fee or commission it receives as a result of the lease arrangement.

(e) DBE as a material supplier:

(1) 60 percent goal credit for the cost of the materials or supplies purchased from a DBE regular dealer.

(2) 100 percent goal credit for the cost of materials or supplies obtained from a DBE manufacturer.

- (3) 100 percent credit for the value of reasonable fees and commissions for the procurement of materials and supplies if not a regular dealer or manufacturer.

CONTRACT COMPLIANCE. Compliance with this Special Provision is an essential part of the contract. The Department is prohibited by federal regulations from crediting the participation of a DBE included in the Utilization Plan toward either the contract goal or the Department's overall goal until the amount to be applied toward the goals has been paid to the DBE. The following administrative procedures and remedies govern the compliance by the Contractor with the contractual obligations established by the Utilization Plan. After approval of the Utilization Plan and award of the contract, the Utilization Plan and individual DBE Participation Statements become part of the contract. If the Contractor did not succeed in obtaining enough DBE participation to achieve the advertised contract goal, and the Utilization Plan was approved and contract awarded based upon a determination of good faith, the total dollar value of DBE work calculated in the approved Utilization Plan as a percentage of the awarded contract value shall become the amended contract goal.

(a) No amendment to the Utilization Plan may be made without prior written approval from the Department's Bureau of Small Business Enterprises. All requests for amendment to the Utilization Plan shall be submitted to the Department of Transportation, Bureau of Small Business Enterprises, Contract Compliance Section, 2300 South Dirksen Parkway, Room 319, Springfield, Illinois 62764. Telephone number (217) 785-4611. Telefax number (217) 785-1524.

(b) The Contractor must notify and obtain written approval from the Department's Bureau of Small Business Enterprises prior to replacing a DBE or making any change in the participation of a DBE. Approval for replacement will be granted only if it is demonstrated that the DBE is unable or unwilling to perform. The Contractor must make every good faith effort to find another certified DBE subcontractor to substitute for the original DBE. The good faith efforts shall be directed at finding another DBE to perform at least the same amount of work under the contract as the original DBE, to the extent needed to meet the contract goal.

(c) Any deviation from the DBE condition-of-award or contract specifications must be approved, in writing, by the Department. The Contractor shall notify affected DBEs in writing of any changes in the scope of work which result in a reduction in the dollar amount condition-of-award to the contract.

(d) In addition to the above requirements for reductions in the condition of award, additional requirements apply to the two cases of Contractor-initiated work substitution proposals. Where the contract allows alternate work methods which serve to delete or create underruns in condition of award DBE work, and the Contractor selects that alternate method or, where the Contractor proposes a substitute work method or material that serves to diminish or delete work committed to a DBE and replace it with other work, then the Contractor must demonstrate one of the following:

- (1) That the replacement work will be performed by the same DBE (as long as the DBE is certified in the respective item of work) in a modification of the condition of award;
or
(2) That the DBE is aware that its work will be deleted or will experience underruns and has agreed in writing to the change.

- If this occurs, the Contractor shall substitute other work of equivalent value to a certified DBE or provide documentation of good faith efforts to do so; or
- (3) That the DBE is not capable of performing the replacement work or has declined to perform the work at a reasonably competitive price. If this occurs, the Contractor shall substitute other work of equivalent value to a certified DBE or provide documentation of good faith efforts to do so.
- (e) Where the revision includes work committed to a new DBE subcontractor, not previously involved in the project, then a Request for Approval of Subcontractor, Department form BC 260A, must be signed and submitted.
- (f) If the commitment of work is in the form of additional tasks assigned to an existing subcontract, then a new Request for Approval of Subcontractor shall not be required. However, the Contractor must document efforts to assure that the existing DBE subcontractor is capable of performing the additional work and has agreed in writing to the change.
- (g) All work indicated for performance by an approved DBE shall be performed, managed, and supervised by the DBE executing the Participation Statement. The Contractor shall not terminate for convenience a DBE listed in the Utilization Plan and then perform the work of the terminated DBE with its own forces, those of an affiliate or those of another subcontractor, whether DBE or not, without first obtaining the written consent of the Bureau of Small Business Enterprises to amend the Utilization Plan. The Contractor shall notify the Bureau of Small Business Enterprises of any termination for reasons other than convenience, and shall obtain approval for inclusion of the substitute DBE in the Utilization Plan. If good faith efforts following a termination of a DBE for cause are not successful, the Contractor shall contact the Bureau of Small Business Enterprises and provide a full accounting of the efforts undertaken to obtain substitute DBE participation. The Bureau of Small Business Enterprises will evaluate the good faith efforts in light of all circumstances surrounding the performance status of the contract, and determine whether the contract goal should be amended.
- (h) The Contractor shall maintain a record of payments for work performed to the DBE participants. The records shall be made available to the Department for inspection upon request. After the performance of the final item of work or delivery of material by a DBE and final payment therefore to the DBE by the Contractor, but not later than thirty calendar days after payment has been made by the Department to the Contractor for such work or material, the Contractor shall submit a DBE Payment Agreement on Department form SBE 2115 to the Regional Engineer. If full and final payment has not been made to the DBE, the DBE Payment Agreement shall indicate whether a disagreement as to the payment required exists between the Contractor and the DBE or if the Contractor believes that the work has not been satisfactorily completed. If the Contractor does not have the full amount of work indicated in the Utilization Plan performed by the DBE companies indicated in the Utilization Plan and after good faith efforts are reviewed, the Department may deduct from contract payments to the Contractor the amount of the goal not achieved as liquidated and ascertained damages. The Contractor may request an administrative reconsideration of any amount deducted as damages pursuant to subsection (j) of this part.
- (i) The Department reserves the right to withhold payment to the Contractor to enforce the provisions of this Special Provision.

Final payment shall not be made on the contract until such time as the Contractor submits sufficient documentation demonstrating achievement of the goal in accordance with this Special Provision or after liquidated damages have been determined and collected.

(j) Notwithstanding any other provision of the contract, including but not limited to Article 109.09 of the Standard Specifications, the Contractor may request administrative reconsideration of a decision to deduct the amount of the goal not achieved as liquidated damages. A request to reconsider shall be delivered to the Contract Compliance Section and shall be handled and considered in the same manner as set forth in paragraph (c) of "Good Faith Effort Procedures" of this Special Provision, except a final decision that a good faith effort was not made during contract performance to achieve the goal agreed to in the Utilization Plan shall be the final administrative decision of the Department.

EQUIPMENT RENTAL RATES (BDE)

Effective: August 2, 2007

Revised: January 2, 2008

Replace the second and third paragraphs of Article 105.07(b)(4)a. of the Standard Specifications with the following:

"Equipment idled which cannot be used on other work, and which is authorized to standby on the project site by the Engineer, will be paid for according to Article 109.04(b)(4)."

Replace Article 109.04(b)(4) of the Standard Specifications with the following:

"(4) Equipment. Equipment used for extra work shall be authorized by the Engineer. The equipment shall be specifically described, be of suitable size and capacity for the work to be performed, and be in good operating condition. For such equipment, the Contractor will be paid as follows.

- a. Contractor Owned Equipment. Contractor owned equipment will be paid for by the hour using the applicable FHWA hourly rate from the "Equipment Watch Rental Rate Blue Book" (Blue Book) in effect when the force account work begins. The FHWA hourly rate is calculated as follows.

$$\text{FHWA hourly rate} = (\text{monthly rate}/176) \times (\text{model year adj.}) \times (\text{Illinois adj.}) + \text{EOC}$$

Where: EOC = Estimated Operating Costs per hour (from the Blue Book)

The time allowed will be the actual time the equipment is operating on the extra work. For the time required to move the equipment to and from the site of the extra work and any authorized idle (standby) time, payment will be made at the following hourly rate: $0.5 \times (\text{FHWA hourly rate} - \text{EOC})$.

All time allowed shall fall within the working hours authorized for the extra work.

The rates above include the cost of fuel, oil, lubrication, supplies, small tools, necessary attachments, repairs, overhaul and maintenance of any kind, depreciation, storage, overhead, profits, insurance, and all incidentals.

The rates do not include labor.

The Contractor shall submit to the Engineer sufficient information for each piece of equipment and its attachments to enable the Engineer to determine the proper equipment category. If a rate is not established in the Blue Book for a particular piece of equipment, the Engineer will establish a rate for that piece of equipment that is consistent with its cost and use in the industry.

- b. Rented Equipment. Whenever it is necessary for the Contractor to rent equipment to perform extra work, the rental and transportation costs of the equipment plus five percent for overhead will be paid. In no case shall the rental rates exceed those of established distributors or equipment rental agencies.

All prices shall be agreed to in writing before the equipment is used.”

HOT-MIX ASPHALT – ANTI-STRIPPING ADDITIVE (BDE)

Effective: November 1, 2009

Revise the first and second paragraphs of Article 1030.04(c) of the Standard Specifications to read:

“(c) Determination of Need for Anti-Stripping Additive. The mixture designer shall determine if an additive is needed in the mix to prevent stripping. The determination will be made on the basis of tests performed according to Illinois Modified AASHTO T 283. To be considered acceptable by the Department as a mixture not susceptible to stripping, the conditioned to unconditioned split tensile strength ratio (TSR) shall be equal to or greater than 0.85 for 6 in. (150 mm) specimens. Mixtures, either with or without an additive, with TSRs less than 0.85 for 6 in. (150 mm) specimens will be considered unacceptable. Also, the conditioned tensile strength for mixtures containing an anti-strip additive shall not be lower than the original conditioned tensile strength determined for the same mixture without the anti-strip additive.

If it is determined that an additive is required, the additive may be hydrated lime, slaked quicklime, or a liquid additive, at the Contractor's option.”

HOT-MIX ASPHALT - DENSITY TESTING OF LONGITUDINAL JOINTS (BDE)

Effective: January 1, 2010

Description. This work shall consist of testing the density of longitudinal joints as part of the quality control/quality assurance (QC/QA) of hot-mix asphalt (HMA). Work shall be according to Section 1030 of the Standard Specifications except as follows.

Quality Control/Quality Assurance (QC/QA). Delete the second and third sentence of the third paragraph of Article 1030.05(d)(3) of the Standard Specifications.

Add the following paragraphs to the end of Article 1030.05(d)(3) of the Standard Specifications:

“Longitudinal joint density testing shall be performed at each random density test location. Longitudinal joint testing shall be located at a distance equal to the lift thickness or a minimum of 2 in. (50 mm), from each pavement edge. (i.e. for a 4 in. (100 mm) lift the near edge of the density gauge or core barrel shall be within 4 in. (100 mm) from the edge of pavement.) Longitudinal joint density testing shall be performed using either a correlated nuclear gauge or cores.

- a. Confined Edge. Each confined edge density shall be represented by a one-minute nuclear density reading or a core density and shall be included in the average of density readings or core densities taken across the mat which represents the Individual Test.
- b. Unconfined Edge. Each unconfined edge joint density shall be represented by an average of three one-minute density readings or a single core density at the given density test location and shall meet the density requirements specified herein. The three one-minute readings shall be spaced ten feet apart longitudinally along the unconfined pavement edge and centered at the random density test location.”

Revise the Density Control Limits table in Article 1030.05(d)(4) of the Standard Specifications to read:

“Mixture Composition	Parameter	Individual Test (includes confined edges)	Unconfined Edge Joint Density Minimum
IL-9.5, IL-12.5	Ndesign ≥ 90	92.0 – 96.0%	90.0%
IL-9.5,IL-9.5L, IL-12.5	Ndesign < 90	92.5 – 97.4%	90.0%
IL-19.0, IL-25.0	Ndesign ≥ 90	93.0 – 96.0%	90.0%
IL-19.0, IL-19.0L, IL-25.0	Ndesign < 90	93.0 – 97.4%	90.0%
SMA	Ndesign = 50 & 80	93.5 – 97.4%	91.0%
All Other	Ndesign = 30	93.0 - 97.4%	90.0%”

HOT-MIX ASPHALT – DROP-OFFS (BDE)

Effective: January 1, 2010

Revise the third paragraph of Article 701.07 of the Standard Specifications to read:

“At locations where construction operations result in a differential in elevation exceeding 3 in. (75 mm) between the edge of pavement or edge of shoulder within 3 ft (900 mm) of the edge of the pavement and the earth or aggregate shoulders, Type I or II barricades or vertical panels shall be placed at 100 ft (30 m) centers on roadways where the posted speed limit is 45 mph or greater and at 50 ft (15 m) centers on roadways where the posted speed limit is less than 45 mph.”

HOT-MIX ASPHALT - FINE AGGREGATE (BDE)

Effective: April 1, 2010

Add the following to the gradation tables of Article 1003.01(c) of the Standard Specifications:

"FINE AGGREGATE GRADATIONS					
Grad No.	Sieve Size and Percent Passing				
	3/8	No. 4	No. 8	No. 16	No. 200
FA 22	100	6/	6/	8±8	2±2

FINE AGGREGATE GRADATIONS (Metric)					
Grad No.	Sieve Size and Percent Passing				
	9.5 mm	4.75 mm	2.36 mm	1.18 mm	75 µm
FA 22	100	6/	6/	8±8	2±2

6/ For the fine aggregate gradation FA 22, the aggregate producer shall set the midpoint percent passing, and the Department will apply a range of ± ten percent. The midpoint shall not be changed without Department approval."

Revise Article 1003.03(a) of the Standard Specifications to read:

"(a) Description. Fine aggregate for HMA shall consist of sand, stone sand, chats, slag sand, or steel slag sand. For gradation FA 22, uncrushed material will not be permitted."

Revise Article 1003.03(c) of the Standard Specifications to read:

"(c) Gradation. The fine aggregate gradation for all HMA shall be FA 1, FA 2, FA 20, FA 21, or FA 22.

Gradation FA 1, FA 2, or FA 3 shall be used when required for prime coat aggregate application for HMA."

HOT-MIX ASPHALT – PLANT TEST FREQUENCY (BDE)

Effective: April 1, 2008

Revised: January 1, 2010

Revise the table in Article 1030.05(d)(2)a. of the Standard Specifications to read:

"Parameter	Frequency of Tests		Test Method See Manual of Test Procedures for Materials
	High ESAL Mixture Low ESAL Mixture	All Other Mixtures	
Aggregate Gradation % passing sieves: 1/2 in. (12.5 mm), No. 4 (4.75 mm), No. 8 (2.36 mm), No. 30 (600 µm) No. 200 (75 µm) Note 1.	1 washed ignition oven test on the mix per half day of production Note 4.	1 washed ignition oven test on the mix per day of production Note 4.	Illinois Procedure

Asphalt Binder Content by Ignition Oven Note 2.	1 per half day of production	1 per day	Illinois-Modified AASHTO T 308
VMA Note 3.	Day's production \geq 1200 tons: 1 per half day of production	N/A	Illinois Modified AASHTO R 35
	Day's production < 1200 tons: 1 per half day of production for first 2 days and 1 per day thereafter (first sample of the day)		
Air Voids Bulk Specific Gravity of Gyratory Sample	Day's production \geq 1200 tons: 1 per half day of production	1 per day	Illinois-Modified AASHTO T 312
	Day's production < 1200 tons: 1 per half day of production for first 2 days and 1 per day thereafter (first sample of the day)		
Maximum Specific Gravity of Mixture	Day's production \geq 1200 tons: 1 per half day of production	1 per day	Illinois-Modified AASHTO T 209
	Day's production < 1200 tons: 1 per half day of production for first 2 days and 1 per day thereafter (first sample of the day)		

Note 1. The No. 8 (2.36 mm) and No. 30 (600 μ m) sieves are not required for All Other Mixtures.

Note 2. The Engineer may waive the ignition oven requirement for asphalt binder content if the aggregates to be used are known to have ignition asphalt binder content calibration factors which exceed 1.5 percent. If the ignition oven requirement is waived, other Department approved methods shall be used to determine the asphalt binder content.

Note 3. The G_{sb} used in the voids in the mineral aggregate (VMA) calculation shall be the same average G_{sb} value listed in the mix design.

Note 4. The Engineer reserves the right to require additional hot bin gradations for batch plants if control problems are evident.”

HOT-MIX ASPHALT – QC/QA ACCEPTANCE CRITERIA (BDE)

Effective: January 1, 2010

Revise Article 1030.05(f)(3) of the Standard Specifications to read:

“(3) Department assurance tests for voids, field VMA, and density.”

HOT-MIX ASPHALT – TRANSPORTATION (BDE)

Effective: April 1, 2008

Revise Article 1030.08 of the Standard Specifications to read:

“1030.08 Transportation. Vehicles used in transporting HMA shall have clean and tight beds. The beds shall be sprayed with asphalt release agents from the Department’s approved list. In lieu of a release agent, the Contractor may use a light spray of water with a light scatter of manufactured sand (FA 20 or FA 21) evenly distributed over the bed of the vehicle. After spraying, the bed of the vehicle shall be in a completely raised position and it shall remain in this position until all excess asphalt release agent or water has been drained.

When the air temperature is below 60 °F (15 °C), the bed, including the end, endgate, sides and bottom shall be insulated with fiberboard, plywood or other approved insulating material and shall have a thickness of not less than 3/4 in (20 mm). When the insulation is placed inside the bed, the insulation shall be covered with sheet steel approved by the Engineer. Each vehicle shall be equipped with a cover of canvas or other suitable material meeting the approval of the Engineer which shall be used if any one of the following conditions is present.

- (a) Ambient air temperature is below 60 °F (15 °C).
- (b) The weather is inclement.
- (c) The temperature of the HMA immediately behind the paver screed is below 250 °F (120 °C).

The cover shall extend down over the sides and ends of the bed for a distance of approximately 12 in. (300 mm) and shall be fastened securely. The covering shall be rolled back before the load is dumped into the finishing machine.”

LIQUIDATED DAMAGES (BDE)

Effective: April 1, 2009

Revise the table in Article 108.09 of the Standard Specifications to read:

“Schedule of Deductions for Each Day of Overrun in Contract Time			
Original Contract Amount		Daily Charges	
From More Than	To and Including	Calendar Day	Work Day
\$ 0	\$ 100,000	\$ 375	\$ 500
100,000	500,000	625	875
500,000	1,000,000	1,025	1,425
1,000,000	3,000,000	1,125	1,550
3,000,000	5,000,000	1,425	1,950
5,000,000	10,000,000	1,700	2,350
10,000,000	And over	3,325	4,650”

MONTHLY EMPLOYMENT REPORT (BDE)

Effective: April 1, 2009

Revised: January 1, 2010

In addition to any other reporting required by the contract, the Contractor shall provide to the Engineer an employment summary for all employees working on the contract from the contract execution date to the last full pay period each month for the duration of the contract.

The report may include but is not limited to:

- a) Total number of employees.
- b) The total hours worked.
- c) Total payroll.

The report shall be completed by the Contractor. The Contractor shall also report for each subcontractor. Employee hours worked from home office or other off-site office hours worked related directly to this contract shall be included. Engineering consulting firms performing construction layout and material testing for the Contractor shall also be included.

Hours worked for material suppliers, services provided by purchase orders, Department employees or consulting firms performing inspection or testing for the Department shall not be included in the report.

The report shall contain all hours worked under the contract from the start of the month to the last full pay period each month and shall be submitted no later than five business days after the end of each month.

The report shall be submitted electronically by accessing the Department's website (<http://www.dot.il.gov/stimulus/index.html>).

Any costs associated with complying with this provision shall be considered as included in the contract unit prices bid for the various items of work involved and no additional compensation will be allowed.

MULTILANE PAVEMENT PATCHING (BDE)

Effective: November 1, 2002

Pavement broken and holes opened for patching shall be completed prior to weekend or holiday periods. Should delays of any type or for any reason prevent the completion of the work, temporary patches shall be constructed. Material able to support the average daily traffic and meeting the approval of the Engineer shall be used for the temporary patches. The cost of furnishing, placing, maintaining, removing and disposing of the temporary work, including traffic control, shall be the responsibility of the Contractor.

NATIONAL POLLUTANT DISCHARGE ELIMINATION SYSTEM / EROSION AND SEDIMENT CONTROL DEFICIENCY DEDUCTION (BDE)

Effective: April 1, 2007

Revised: November 1, 2009

Revise Article 105.03(a) of the Standard Specifications to read:

- “(a) National Pollutant Discharge Elimination System (NPDES) / Erosion and Sediment Control Deficiency Deduction When the Engineer is notified or determines an erosion and/or sediment control deficiency(s) exists, or the Contractor's activities represents a violation of the Department's NPDES permits, the Engineer will notify and direct the Contractor to correct the deficiency within a specified time.

The specified time, which begins upon notification to the Contractor, will be from 1/2 hour to 1 week based on the urgency of the situation and the nature of the work effort required. The Engineer will be the sole judge.

A deficiency may be any lack of repair, maintenance, or implementation of erosion and/or sediment control devices included in the contract, or any failure to comply with the conditions of the Department's NPDES permits. A deficiency may also be applied to situations where corrective action is not an option such as the failure to participate in a jobsite inspection of the project, failure to install required measures prior to initiating earth moving operations, disregard of concrete washout requirements, or other disregard of the NPDES permit.

If the Contractor fails to correct a deficiency within the specified time, a daily monetary deduction will be imposed for each calendar day or portion of a calendar day until the deficiency is corrected to the satisfaction of the Engineer. The calendar day(s) will begin with notification to the Contractor and end with the Engineer's acceptance of the correction. The base value of the daily monetary deduction is \$1000.00 and will be applied to each location for which a deficiency exists. The value of the deficiency deduction assessed for each infraction will be determined by multiplying the base value by a Gravity Adjustment Factor provided in Table A. Except for failure to participate in a required jobsite inspection of the project prior to initiating earthmoving operations which will be based on the total acreage of planned disturbance at the following multipliers: <5 Acres: 1; 5-10 Acres: 2; >10-25 Acres: 3; >25 Acres: 5. For those deficiencies where corrective action was not an option, the monetary deduction will be immediate and will be valued at one calendar day multiplied by a Gravity Adjustment Factor.

Table A Deficiency Deduction Gravity Adjustment Factors				
Types of Violations	Soil Disturbed and Not Permanently Stabilized At Time of Violation			
	< 5 Acres	5 - 10 Acres	>10 - 25 Acres	> 25 Acres
Failure to Install or Properly Maintain BMP	0.1 - 0.5	0.2 - 1.0	0.5 - 2.5	1.0 - 5
Careless Destruction of BMP	0.2 - 1	0.5 - 2.5	1.0 - 5.	1.0 - 5
Intrusion into Protected Resource	1.0 - 5	1.0 - 5	2.0 - 10	2.0 - 10
Failure to properly manage Chemicals, Concrete Washouts or Residuals, Litter or other Wastes	0.2 - 1	0.2 - 1	0.5 - 2.5	1.0 - 5
Improper Vehicle and Equipment Maintenance, Fueling or Cleaning	0.1 - 0.5	0.2 - 1	0.2 - 1	0.5 - 2.5
Failure to Provide or Update Written or Graphic Plans Required by SWPPP	0.2 - 1	0.5 - 2.5	1.0 - 5	1.0 - 5
Failure to comply with Other Provisions of the NPDES Permit	0.1 - 0.5	0.2 - 1	0.2 - 1	0.5 - 2.5"

PAVEMENT PATCHING (BDE)

Effective: January 1, 2010

Revise the first sentence of the second paragraph of Article 701.17(e)(1) of the Standard Specifications to read:

“In addition to the traffic control and protection shown elsewhere in the contract for pavement, two devices shall be placed immediately in front of each open patch, open hole, and broken pavement where temporary concrete barriers are not used to separate traffic from the work area.”

PAYMENTS TO SUBCONTRACTORS (BDE)

Effective: June 1, 2000

Revised: January 1, 2006

Federal regulations found at 49 CFR §26.29 mandate the Department to establish a contract clause to require Contractors to pay subcontractors for satisfactory performance of their subcontracts and to set the time for such payments.

State law also addresses the timing of payments to be made to subcontractors and material suppliers. Section 7 of the Prompt Payment Act, 30 ILCS 540/7, requires that when a Contractor receives any payment from the Department, the Contractor shall make corresponding, proportional payments to each subcontractor and material supplier performing work or supplying material within 15 calendar days after receipt of the Department payment. Section 7 of the Act further provides that interest in the amount of two percent per month, in addition to the payment due, shall be paid to any subcontractor or material supplier by the Contractor if the payment required by the Act is withheld or delayed without reasonable cause. The Act also provides that the time for payment required and the calculation of any interest due applies to transactions between subcontractors and lower-tier subcontractors and material suppliers throughout the contracting chain.

This Special Provision establishes the required federal contract clause, and adopts the 15 calendar day requirement of the State Prompt Payment Act for purposes of compliance with the federal regulation regarding payments to subcontractors. This contract is subject to the following payment obligations.

When progress payments are made to the Contractor according to Article 109.07 of the Standard Specifications, the Contractor shall make a corresponding payment to each subcontractor and material supplier in proportion to the work satisfactorily completed by each subcontractor and for the material supplied to perform any work of the contract. The proportionate amount of partial payment due to each subcontractor and material supplier throughout the contracting chain shall be determined by the quantities measured or otherwise determined as eligible for payment by the Department and included in the progress payment to the Contractor. Subcontractors and material suppliers shall be paid by the Contractor within 15 calendar days after the receipt of payment from the Department. The Contractor shall not hold retainage from the subcontractors. These obligations shall also apply to any payments made by subcontractors and material suppliers to their subcontractors and material suppliers; and to all payments made to lower tier subcontractors and material suppliers throughout the contracting chain. Any payment or portion of a payment subject to this provision may only be withheld from the subcontractor or material supplier to whom it is due for reasonable cause.

This Special Provision does not create any rights in favor of any subcontractor or material supplier against the State or authorize any cause of action against the State on account of any payment, nonpayment, delayed payment, or interest claimed by application of the State Prompt Payment Act. The Department will not approve any delay or postponement of the 15 day requirement except for reasonable cause shown after notice and hearing pursuant to Section 7(b) of the State Prompt Payment Act. State law creates other and additional remedies available to any subcontractor or material supplier, regardless of tier, who has not been paid for work properly performed or material furnished. These remedies are a lien against public funds set forth in Section 23(c) of the Mechanics Lien Act, 770 ILCS 60/23(c), and a recovery on the Contractor's payment bond according to the Public Construction Bond Act, 30 ILCS 550.

PERSONAL PROTECTIVE EQUIPMENT (BDE)

Effective: November 1, 2008

Revise the first sentence of Article 701.12 of the Standard Specifications to read:

“All personnel on foot, excluding flaggers, within the highway right-of-way shall wear a fluorescent orange, fluorescent yellow/green, or a combination of fluorescent orange and fluorescent yellow/green vest meeting the requirements of ANSI/ISEA 107-2004 for Conspicuity Class 2 garments.”

RAISED REFLECTIVE PAVEMENT MARKERS (BDE)

Effective: November 1, 2009

Revised: April 1, 2010

Revise the first sentence of the second paragraph of Article 781.03(a) of the Standard Specifications to read:

“The pavement shall be cut to match the bottom contour of the marker using a concrete saw fitted with 18 and 20 in. (450 and 500 mm) diameter blades.”

RECLAIMED ASPHALT PAVEMENT (RAP) (BDE)

Effective: January 1, 2007

Revised: January 1, 2010

In Article 1030.02(g), delete the last sentence of the first paragraph in (Note 2).

Revise Section 1031 of the Standard Specifications to read:

“SECTION 1031. RECLAIMED ASPHALT PAVEMENT

1031.01 Description. Reclaimed asphalt pavement (RAP) is reclaimed asphalt pavement resulting from cold milling or crushing of an existing dense graded hot-mix asphalt (HMA) pavement. The Contractor shall supply written documentation that the RAP originated from routes or airfields under federal, state, or local agency jurisdiction.

1031.02 Stockpiles. The Contractor shall construct individual, sealed RAP stockpiles meeting one of the following definitions. No additional RAP shall be added to the pile after the pile has been sealed.

Stockpiles shall be sufficiently separated to prevent intermingling at the base. Stockpiles shall be identified by signs indicating the type as listed below (i.e. "Homogeneous Surface").

Prior to milling, the Contractor shall request the District to provide verification of the quality of the RAP to clarify appropriate stockpile.

- (a) Fractionated RAP (FRAP). FRAP shall consist of RAP from Class I, Superpave (High ESAL), HMA (High ESAL), or equivalent mixtures. The coarse aggregate in FRAP shall be crushed aggregate and may represent more than one aggregate type and/or quality but shall be at least C quality. All FRAP shall be fractionated prior to testing by screening into a minimum of two size fractions with the separation occurring on or between the #4 (4.75 mm) and 1/2 in. (12.5 mm) sieves. Agglomerations shall be minimized such that 100 percent of the RAP in the coarse fraction shall pass one sieve size larger than the maximum sieve size specified for the mix the RAP will be used in.
- (b) Homogeneous. Homogeneous RAP stockpiles shall consist of RAP from Class I, Superpave (High ESAL), HMA (High ESAL), or equivalent mixtures and represent:
1) the same aggregate quality, but shall be at least C quality; 2) the same type of crushed aggregate (either crushed natural aggregate, ACBF slag, or steel slag); 3) similar gradation; and 4) similar asphalt binder content. If approved by the Engineer, combined single pass surface/binder millings may be considered "homogenous" with a quality rating dictated by the lowest coarse aggregate quality present in the mixture.
- (c) Conglomerate. Conglomerate RAP stockpiles shall consist of RAP from Class I, Superpave (High ESAL), HMA (High ESAL), or equivalent mixtures. The coarse aggregate in this RAP shall be crushed aggregate and may represent more than one aggregate type and/or quality but shall be at least C quality. This RAP may have an inconsistent gradation and/or asphalt binder content prior to processing. All conglomerate RAP shall be processed prior to testing by crushing to where all RAP shall pass the 5/8 in. (16 mm) or smaller screen. Conglomerate RAP stockpiles shall not contain steel slag or other expansive material as determined by the Department.
- (d) Conglomerate "D" Quality (DQ). Conglomerate DQ RAP stockpiles shall consist of RAP from Class I, Superpave (High or Low ESAL), HMA (High or Low ESAL), or equivalent mixtures. The coarse aggregate in this RAP may be crushed or round but shall be at least D quality. This RAP may have an inconsistent gradation and/or asphalt binder content. Conglomerate DQ RAP stockpiles shall not contain steel slag or other expansive material as determined by the Department.
- (e) Non-Quality. RAP stockpiles that do not meet the requirements of the stockpile categories listed above shall be classified as "Non-Quality".

RAP/FRAP containing contaminants, such as earth, brick, sand, concrete, sheet asphalt, bituminous surface treatment (i.e. chip seal), pavement fabric, joint sealants, etc., will be unacceptable unless the contaminants are removed to the satisfaction of the Engineer. Sheet asphalt shall be stockpiled separately.

1031.03 Testing. When used in HMA, the RAP/FRAP shall be sampled and tested either during or after stockpiling.

For testing during stockpiling, washed extraction samples shall be run at the minimum frequency of one sample per 500 tons (450 metric tons) for the first 2000 tons (1800 metric tons) and one sample per 2000 tons (1800 metric tons) thereafter. A minimum of five tests shall be required for stockpiles less than 4000 tons (3600 metric tons).

For testing after stockpiling, the Contractor shall submit a plan for approval to the District proposing a satisfactory method of sampling and testing the RAP/FRAP pile either in-situ or by restocking. The sampling plan shall meet the minimum frequency required above and detail the procedure used to obtain representative samples throughout the pile for testing.

Before extraction, each field sample shall be split to obtain two samples of test sample size. One of the two test samples from the final split shall be labeled and stored for Department use. The Contractor shall extract the other test sample according to Department procedure. The Engineer reserves the right to test any sample (split or Department-taken) to verify Contractor test results.

Evaluation of Test Results. All of the extraction results shall be compiled and averaged for asphalt binder content and gradation and, when applicable G_{mm} . Individual extraction test results, when compared to the averages, will be accepted if within the tolerances listed below.

Parameter	FRAP/Homogeneous /Conglomerate	Conglomerate "D" Quality
1 in. (25 mm)		± 5 %
1/2 in. (12.5 mm)	± 8 %	± 15 %
No. 4 (4.75 mm)	± 6 %	± 13 %
No. 8 (2.36 mm)	± 5 %	
No. 16 (1.18 mm)		± 15 %
No. 30 (600 μm)	± 5 %	
No. 200 (75 μm)	± 2.0 %	± 4.0 %
Asphalt Binder	± 0.4 % ^{1/}	± 0.5 %
G_{mm}	± 0.03	

1/ The tolerance for FRAP shall be ± 0.3 %.

If more than 20 percent of the individual sieves are out of the gradation tolerances, or if more than 20 percent of the asphalt binder content test results fall outside the appropriate tolerances, the RAP/FRAP shall not be used in HMA unless the RAP/FRAP representing the failing tests is removed from the stockpile. All test data and acceptance ranges shall be sent to the District for evaluation.

With the approval of the Engineer, the ignition oven may be substituted for extractions according to the Illinois Test Procedure, "Calibration of the Ignition Oven for the Purpose of Characterizing Reclaimed Asphalt Pavement (RAP)".

1031.04 Quality Designation of Aggregate in RAP/FRAP.

(a) The aggregate quality of the RAP for homogenous, conglomerate, and conglomerate “D” quality stockpiles shall be set by the lowest quality of coarse aggregate in the RAP stockpile and are designated as follows.

- (1) RAP from Class I, Superpave (High ESAL)/HMA (High ESAL), or HMA (Low ESAL) IL-9.5L surface mixtures are designated as containing Class B quality coarse aggregate.
- (2) RAP from Superpave (Low ESAL)/HMA (Low ESAL) IL-19.0L binder mixture is designated as Class D quality coarse aggregate.
- (3) RAP from Class I, Superpave (High ESAL), or HMA (High ESAL) binder mixtures, bituminous base course mixtures, and bituminous base course widening mixtures are designated as containing Class C quality coarse aggregate.
- (4) RAP from bituminous stabilized subbase and BAM shoulders are designated as containing Class D quality coarse aggregate.

(b) The aggregate quality of FRAP shall be determined as follows.

Fractionated stockpiles containing plus #4 (4.75 mm) sieve coarse aggregate shall have a maximum tonnage of 5000 tons (4500 metric tons). The Contractor shall obtain a representative sample witnessed by the Engineer. The sample shall be a minimum of 50 lb (25 kg). The sample shall be extracted according to Illinois Modified AASHTO T 164 by a consultant prequalified by the Department for the specified testing. The consultant shall submit the test results along with the recovered aggregate to the District Office. The cost for this testing shall be paid by the Contractor. The District will forward the sample to the BMPR Aggregate Lab for MicroDeval Testing, according to Illinois Modified AASHTO T 327. A maximum loss of 15.0 percent will be applied for all HMA applications.”

1031.05 Use of RAP/FRAP in HMA. The use of RAP/FRAP shall be a Contractor’s option when constructing HMA in all contracts. The use of RAP/FRAP in HMA shall be as follows.

- (a) Coarse Aggregate Size. The coarse aggregate in all RAP shall be equal to or less than the nominal maximum size requirement for the HMA mixture to be produced.
- (b) Steel Slag Stockpiles. RAP stockpiles containing steel slag or other expansive material, as determined by the Department, shall be homogeneous and will be approved for use in HMA (High ESAL and Low ESAL) surface mixtures only.
- (c) Use in HMA Surface Mixtures (High and Low ESAL). RAP/FRAP stockpiles for use in HMA surface mixtures (High and Low ESAL) shall be FRAP or homogeneous in which the coarse aggregate is Class B quality or better.
- (d) Use in HMA Binder Mixtures (High and Low ESAL), HMA Base Course, and HMA Base Course Widening. RAP/FRAP stockpiles for use in HMA binder mixtures (High and Low ESAL), HMA base course, and HMA base course widening shall be FRAP, homogeneous, or conglomerate, in which the coarse aggregate is Class C quality or better.

- (e) Use in Shoulders and Subbase. RAP/FRAP stockpiles for use in HMA shoulders and stabilized subbase (HMA) shall be FRAP, homogeneous, conglomerate, or conglomerate DQ.
- (f) When the Contractor chooses the RAP option, the percentage of RAP shall not exceed the amounts indicated in the table below for a given N Design.

Max RAP Percentage

HMA Mixtures ^{1/, 3/}	Maximum % RAP			
	Ndesign	Binder/Leveling Binder	Surface	Polymer Modified
30	30	30	10	10
50	25	15	10	10
70	15 / 25 ^{2/}	10 / 15 ^{2/}	10	10
90	10	10	10	10
105	10	10	10	10

- 1/ For HMA shoulder and stabilized subbase (HMA) N-30, the amount of RAP shall not exceed 50% of the mixture.
- 2/ Value of Max % RAP if homogeneous RAP stockpile of IL-9.5 RAP is utilized.
- 3/ When RAP exceeds 20 percent, the high and low virgin asphalt binder grades shall each be reduced by one grade (i.e. 25 percent RAP would require a virgin asphalt binder grade of PG64-22 to be reduced to a PG58-28). If warm mix asphalt (WMA) technology is utilized, and production temperatures do not exceed 275°F (135 °C) the grades shall be reduced as follows:

Overlays:

When WMA contains between 20 and 30 percent RAP the high temperature shall be reduced by one grade (i.e. 25 percent RAP would require a virgin asphalt binder grade of PG64-22 to be reduced to a PG58-22). When WMA contains 30 percent or more RAP the high and low temperature grades shall each be reduced by one grade (i.e. 35 percent RAP would require a virgin asphalt binder grade of PG64-22 to be reduced to a PG58-28).

Full Depth:

When WMA contains between 20 and 30 percent RAP, the low temperature shall be reduced by one grade (i.e. 25 percent RAP would require a virgin asphalt binder grade of PG64-22 to be reduced to a PG64-28). When the WMA contains 30 percent or more RAP the high and low temperature grades shall each be reduced by one grade (i.e. 35 percent RAP would require a virgin asphalt binder grade of PG64-22 to be reduced to a PG58-28).

- (g) When the Contractor chooses the FRAP option, the percentage of FRAP shall not exceed the amounts indicated in the table below for a given N Design.

Max FRAP Percentage

HMA Mixtures ^{1/, 2/}	Maximum % FRAP		
	Binder/Leveling Binder	Surface	Polymer Modified
30	35	35	10
50	30	25	10
70	25	20	10
90	20	15	10
105	10	10	10

- 1/ For HMA shoulder and stabilized subbase (HMA) N30, the amount of FRAP shall not exceed 50 percent of the mixture.
- 2/ When FRAP exceeds 20 percent, the high and low virgin asphalt binder grades shall each be reduced by one grade (i.e. 25 percent FRAP would require a virgin asphalt binder grade of PG64-22 to be reduced to a PG58-28). If warm mix asphalt (WMA) technology is utilized, and production temperatures do not exceed 275°F (135 °C) the grades shall be reduced as follows:

Overlays:

When WMA contains between 20 and 30 percent FRAP the high temperature shall be reduced by one grade (i.e. 25 percent FRAP would require a virgin asphalt binder grade of PG64-22 to be reduced to a PG58-22). When WMA contains 30 percent or more FRAP the high and low temperature grades shall each be reduced by one grade (i.e. 35 percent FRAP would require a virgin asphalt binder grade of PG64-22 to be reduced to a PG58-28).

Full Depth:

When WMA contains between 20 and 30 percent FRAP, the low temperature shall be reduced by one grade (i.e. 25 percent FRAP would require a virgin asphalt binder grade of PG64-22 to be reduced to a PG64-28). When the WMA contains 30 percent or more FRAP the high and low temperature grades shall each be reduced by one grade (i.e. 35 percent FRAP would require a virgin asphalt binder grade of PG64-22 to be reduced to a PG58-28).

1031.06 HMA Mix Designs. At the Contractor's option, HMA mixtures may be constructed utilizing RAP/FRAP material meeting the above detailed requirements.

RAP/FRAP designs shall be submitted for volumetric verification. If additional RAP/FRAP stockpiles are tested and found that no more than 20 percent of the results, as defined under "Testing" herein, are outside of the control tolerances set for the original RAP/FRAP stockpile and HMA mix design, and meets all of the requirements herein, the additional RAP/FRAP stockpiles may be used in the original mix design at the percent previously verified.

1031.07 HMA Production. The coarse aggregate in all RAP used shall be equal to or less than the nominal maximum size requirement for the HMA mixture being produced.

To remove or reduce agglomerated material, a scalping screen, gator, crushing unit, or comparable sizing device approved by the Engineer shall be used in the RAP feed system to remove or reduce oversized material. If material passing the sizing device adversely affects the mix production or quality of the mix, the sizing device shall be set at a size specified by the Engineer.

If the RAP/FRAP control tolerances or QC/QA test results require corrective action, the Contractor shall cease production of the mixture containing RAP/FRAP and either switch to the virgin aggregate design or submit a new RAP/FRAP design.

HMA plants utilizing RAP/FRAP shall be capable of automatically recording and printing the following information.

(a) Dryer Drum Plants.

- (1) Date, month, year, and time to the nearest minute for each print.
- (2) HMA mix number assigned by the Department.
- (3) Accumulated weight of dry aggregate (combined or individual) in tons (metric tons) to the nearest 0.1 ton (0.1 metric ton).
- (4) Accumulated dry weight of RAP/FRAP in tons (metric tons) to the nearest 0.1 ton (0.1 metric ton).
- (5) Accumulated mineral filler in revolutions, tons (metric tons), etc. to the nearest 0.1 unit.
- (6) Accumulated asphalt binder in gallons (liters), tons (metric tons), etc. to the nearest 0.1 unit.
- (7) Residual asphalt binder in the RAP/FRAP material as a percent of the total mix to the nearest 0.1 percent.
- (8) Aggregate and RAP/FRAP moisture compensators in percent as set on the control panel. (Required when accumulated or individual aggregate and RAP/FRAP are printed in wet condition.)

(b) Batch Plants.

- (1) Date, month, year, and time to the nearest minute for each print.
- (2) HMA mix number assigned by the Department.
- (3) Individual virgin aggregate hot bin batch weights to the nearest pound (kilogram).
- (4) Mineral filler weight to the nearest pound (kilogram).
- (5) RAP/FRAP weight to the nearest pound (kilogram).

- (6) Virgin asphalt binder weight to the nearest pound (kilogram).
- (7) Residual asphalt binder in the RAP/FRAP material as a percent of the total mix to the nearest 0.1 percent.

The printouts shall be maintained in a file at the plant for a minimum of one year or as directed by the Engineer and shall be made available upon request. The printing system will be inspected by the Engineer prior to production and verified at the beginning of each construction season thereafter.

1031.08 RAP in Aggregate Surface Course and Aggregate Shoulders. The use of RAP in aggregate surface course and aggregate shoulders shall be as follows.

- (a) Stockpiles and Testing. RAP stockpiles may be any of those listed in Article 1031.02, except "Non-Quality" and "FRAP". The testing requirements of Article 1031.03 shall not apply.
- (b) Gradation. One hundred percent of the RAP material shall pass the 1 1/2 in. (37.5 mm) sieve. The RAP material shall be reasonably well graded from coarse to fine. RAP material that is gap-graded or single sized will not be accepted."

REFLECTIVE SHEETING ON CHANNELIZING DEVICES (BDE)

Effective: April 1, 2007

Revised: November 1, 2008

Revise the seventh paragraph of Article 1106.02 of the Standard Specifications to read:

"At the time of manufacturing, the retroreflective prismatic sheeting used on channelizing devices shall meet or exceed the initial minimum coefficient of retroreflection as specified in the following table. Measurements shall be conducted according to ASTM E 810, without averaging. Sheeting used on cones, drums and flexible delineators shall be reboundable as tested according to ASTM D 4956. Prestriped sheeting for rigid substrates on barricades shall be white and orange. [The sheeting shall be uniform in color and devoid of streaks throughout the length of each roll. The color shall conform to the latest appropriate standard color tolerance chart issued by the U.S. Department of Transportation, Federal Highway Administration, and to the daytime and nighttime color requirements of ASTM D 4956.](#)

Initial Minimum Coefficient of Retroreflection candelas/foot candle/sq ft (candelas/lux/sq m) of material				
Observation Angle (deg.)	Entrance Angle (deg.)	White	Orange	Fluorescent Orange
0.2	-4	365	160	150
0.2	+30	175	80	70
0.5	-4	245	100	95
0.5	+30	100	50	40"

Revise the first sentence of the first paragraph of Article 1106.02(c) of the Standard Specifications to read:

“Barricades and vertical panels shall have alternating white and orange stripes sloping downward at 45 degrees toward the side on which traffic will pass.”

Revise the third sentence of the first paragraph of Article 1106.02(d) of the Standard Specifications to read:

“The bottom panels shall be 8 x 24 in. (200 x 600 mm) with alternating white and orange stripes sloping downward at 45 degrees toward the side on which traffic will pass.”

SUBCONTRACTOR MOBILIZATION PAYMENTS (BDE)

Effective: April 2, 2005

To account for the preparatory work and operations necessary for the movement of subcontractor personnel, equipment, supplies, and incidentals to the project site and for all other work or operations that must be performed or costs incurred when beginning work approved for subcontracting in accordance with Article 108.01 of the Standard Specifications, the Contractor shall make a mobilization payment to each subcontractor.

This mobilization payment shall be made at least 14 days prior to the subcontractor starting work. The amount paid shall be equal to 3 percent of the amount of the subcontract reported on form BC 260A submitted for the approval of the subcontractor’s work.

This provision shall be incorporated directly or by reference into each subcontract approved by the Department.

WORKING DAYS (BDE)

Effective: January 1, 2002

The Contractor shall complete the work within 65 working days.

Illinois Department of Transportation
PROJECT LABOR AGREEMENT

This Project Labor Agreement (“PLA”) is entered into this _____ day of _____, by and between the Illinois Department of Transportation (“IDOT” or “Department”) in its proprietary capacity, and each relevant Illinois AFL-CIO Building Trades Council made signatory hereto by the Illinois AFL-CIO Statewide Project Labor Agreement Committee on behalf of itself and each of its affiliated members (individually and collectively, the “Union”). This PLA shall apply to Construction Work (as defined herein) to be performed by IDOT’s Prime Contractor and each of its relevant subcontractors of whatever tier (“Subcontractor” or “Subcontractors”) on Contract 64F38 (hereinafter, the “Project”).

ARTICLE 1 - INTENT AND PURPOSES

- 1.1. This PLA is entered into in furtherance of Illinois Executive Order No. 2003-13. It is mutually understood and agreed that the terms and conditions of this PLA are intended to promote the public interest in obtaining timely and economical completion of the Project by encouraging productive and efficient construction operations; by establishing a spirit of harmony and cooperation among the parties; and by providing for peaceful and prompt settlement of any and all labor grievances or jurisdictional disputes of any kind without strikes, lockouts, slowdowns, delays or other disruptions to the prosecution of the work.
- 1.2. As a condition of the award of the contract for performance of work on the Project, IDOT's Prime Contractor and each of its Subcontractors shall be required to sign a “Contractor Letter of Assent”, in the form attached hereto as Exhibit A, prior to commencing Construction Work on the Project. Each Union affiliate and separate local representing workers engaged in Construction Work on the Project in accordance with this PLA are bound to this agreement by the Illinois AFL-CIO Statewide Project Labor Agreement Committee which is the central committee established with full authority to negotiate and sign PLAs with the State on behalf of all respective crafts. Upon their signing the Letter of Assent, the Prime Contractor, each Subcontractor, and the individual Unions shall thereafter be deemed a party to this PLA. No party signatory to this PLA shall, contract or subcontract, nor permit any other person, firm, company or entity to contract or subcontract for the performance of Construction Work for the Project to any person, firm, company or entity that does not agree in writing to become bound by the terms of this PLA prior to commencing such work.
- 1.3. It is understood that the Prime Contractor(s) and each Subcontractor will be considered and accepted by the Unions as separate employers for the purposes of collective bargaining, and it is further agreed that the employees working under this PLA shall constitute a bargaining unit separate and distinct from all others. The Parties hereto also agree that this PLA shall be applicable solely with respect to this Project, and shall have no bearing on the interpretation of any other collective bargaining agreement or as to the recognition of any bargaining unit other than for the specific purposes of this Project.

- 1.4. In the event of a variance or conflict, whether explicit or implicit, between the terms and conditions of this PLA and the provisions of any other applicable national, area, or local collective bargaining agreement, the terms and conditions of this PLA shall supersede and control. For any work performed under the NTL Articles of Agreement, the National Stack/Chimney Agreement, the National Cooling Tower Agreement, the National Agreement of the International Union of Elevator Constructors, and for any instrument calibration work and loop checking performed under the UA/IBEW Joint National Agreement for Instrument and Control Systems Technicians, the preceding sentence shall apply only with respect to Articles I, II, V, VI, and VII.
- 1.5. Subject to the provisions of paragraph 1.4 of this Article, it is the parties' intent to respect the provisions of any other collective bargaining agreements that may now or hereafter pertain, whether between the Prime Contractor and one or more of the Unions or between a Subcontractor and one or more of the Unions. Accordingly, except and to the extent of any contrary provision set forth in this PLA, the Prime Contractor and each of its Subcontractors agrees to be bound and abide by the terms of the following in order of precedence: (a) the applicable collective bargaining agreement between the Prime Contractor and one or more of the Unions made signatory hereto; (b) the applicable collective bargaining agreement between a Subcontractor and one or more of the Unions made signatory hereto; or (c) the current applicable area collective bargaining agreement for the relevant Union that is the agreement certified by the Illinois Department of Labor for purposes of establishing the Prevailing Wage applicable to the Project. The Union will provide copies of the applicable collective bargaining agreements pursuant to part (c) of the preceding sentence to the Prime Contractor. Assignments by the Contractors amongst the trades shall be consistent with area practices; in the event of unresolved disagreements as to the propriety of such assignments, the provisions of Article VI shall apply.
- 1.6. Subject to the limitations of paragraphs 1.4 and 1.5 of this Article, the terms of each applicable collective bargaining agreement as determined in accordance with paragraph 1.5 are incorporated herein by reference, and the terms of this PLA shall be deemed incorporated into such other applicable collective bargaining agreements only for purposes of their application to the Project.
- 1.7. To the extent necessary to comply with the requirements of any fringe benefit fund to which the Prime Contractor or Subcontractor is required to contribute under the terms of an applicable collective bargaining agreement pursuant to the preceding paragraph, the Prime Contractor or Subcontractor shall execute all "Participation Agreements" as may be reasonably required by the Union to accomplish such purpose; provided, however, that such Participation Agreements shall, when applicable to the Prime Contractor or Subcontractor solely as a result of this PLA, be amended as reasonably necessary to reflect such fact. Upon written notice from any applicable fringe benefit fund, IDOT will withhold from the Prime Contractor payment of any delinquencies arising from this Project.

- 1.8. In the event that the applicable collective bargaining agreement between a Prime Contractor and the Union or between the Subcontractor and the Union expires prior to the completion of this Project, the expired applicable contract's terms will be maintained until a new applicable collective bargaining agreement is ratified. The wages and fringe benefits included in any new applicable collective bargaining agreement will apply on and after the effective date of the newly negotiated collective bargaining agreement, except to the extent wage and fringe benefit retroactivity is specifically agreed upon by the relevant bargaining parties.

ARTICLE II – APPLICABILITY, RECOGNITION, AND COMMITMENTS

- 2.1 The term Construction Work as used herein shall include all “construction, prosecution, completion, or repair” work performed by a “laborer or mechanic” at the “site of the work” for the purpose of “building” the specific structures and improvements that constitute the Project. Terms appearing within quotation marks in the preceding sentence shall have the meaning ascribed to them pursuant to 29 CFR Part 5.
- 2.2 By executing the Letters of Assent, Prime Contractor and each of its Subcontractors recognizes the Unions signatory to this PLA as the sole and exclusive bargaining representatives for their craft employees employed on the jobsite for this Project. Unions who are signatory to this PLA will have recognition on the Project for their craft.
- 2.3 The Prime Contractor and each of its Subcontractors retains and shall be permitted to exercise full and exclusive authority and responsibility for the management of its operations, except as expressly limited by the terms of this PLA or by the terms and conditions of the applicable collective bargaining agreement.
- 2.4 Except to the extent contrary to an express provision of the relevant collective bargaining agreement, equipment or materials used in the Project may be pre-assembled or pre-fabricated, and there shall be no refusal by the Union to handle, transport, install, or connect such equipment or materials. Equipment or materials delivered to the job-site will be unloaded and handled promptly without regard to potential jurisdictional disputes; any such disputes shall be handled in accordance with the provisions of this PLA.
- 2.5 Unions commit to furnishing qualified and skilled craft persons as required by the Prime Contractor and its Subcontractors in fulfillment of their obligations to complete the Project. In order to promote the long-term development of a skilled and knowledgeable work force, the parties are encouraged to utilize apprentices to the maximum extent permitted by the applicable collective bargaining agreement.
- 2.6 The parties are mutually committed to promoting a safe working environment for all personnel at the job site. It shall be the responsibility of each employer to which this PLA applies to provide and maintain safe working conditions for its employees, and to comply with all applicable federal, state, and local health and safety laws and regulations.

- 2.7 The use or furnishing of alcohol or drugs and the conduct of any other illegal activity at the job-site is strictly prohibited. The parties shall take every practical measure consistent with the terms of applicable collective bargaining agreements to ensure that the job-site is free of alcohol and drugs.
- 2.8 All parties to this PLA agree that they shall not discriminate against any employee based on race, creed, color, national origin, union activity, age, or gender as required by all applicable federal, state, and local laws.
- 2.9 The Parties hereto agree that engineering consultants and materials testing employees, to the extent subject to the terms of this PLA, shall be fully expected to objectively and responsibly perform their duties and obligations owed to the Department without regard to the potential union affiliation of such employees or of other employees on the Project.

ARTICLE III - ADMINISTRATION OF AGREEMENT

- 3.1 In order to assure that all parties have a clear understanding of the PLA and to promote harmony, a post-award pre-job conference will be held among the Prime Contractor, all Subcontractors and Union representatives prior to the start of any Construction Work on the Project. No later than the conclusion of such pre-job conference, the parties shall, among other matters, provide to one another contact information for their respective representatives (including name, address, phone number, facsimile number, e-mail). Nothing herein shall be construed to limit the right of the Department to discuss or explain the purpose and intent of this PLA with prospective bidders or other interested parties prior to or following its award of the job.
- 3.2 Representatives of the Prime Contractor and the Unions shall meet as often as reasonably necessary following award until completion of the Project to assure the effective implementation of this PLA.
- 3.3 Not less than once per month, Prime Contractor and all Subcontractors shall make available in writing to the Unions a Project status report that shall include, though not necessarily be limited to, planned activities for the next 30 day period and estimated numbers of employees by craft required for the next 30 day period. The purpose of this Project status report is to promote effective workforce planning and to facilitate resolution of any potential jurisdictional or other problems.
- 3.4 Not later than the earlier of (a) five business days following the pre-job conference, or (b) commencement of Construction Work, the Unions and Prime Contractor (on behalf of itself and all its subcontractors of whatever tier) shall confer and jointly designate a slate of three (3) permanent arbitrators (each a "Permanent Arbitrator") for the purpose of hearing disputes pursuant to Articles V and VII of this PLA. The slate of Permanent Arbitrators shall be selected from among the following individuals: Thomas F. Gibbons, Thomas G. Pagan, Robert Perkovich, Byron Yaffee, and Glenn A. Zipp. In the event that the Unions and Prime Contractor are not able to agree on a full slate of three Permanent Arbitrators, the Department, after consultation with the Unions and Prime Contractor, shall designate such additional Permanent Arbitrators as may be necessary to establish the full slate.

A single Permanent Arbitrator shall be selected from the slate of three on a rotating basis to adjudicate each arbitrable matter as it arises. In the event a Permanent Arbitrator is not available to adjudicate a particular matter in the order of rotation, the arbitration assignment shall pass to the next available Permanent Arbitrator.

ARTICLE IV - HOURS OF WORK AND GENERAL CONDITIONS

- 4.1 The standard work day for Construction Work on the Project shall be an established consecutive eight (8) hour period between the hours of 7:00 a.m. and 5:00 p.m. with one-half hour designated as unpaid period for lunch. The standard work week shall be five (5) consecutive days of work commencing on Monday. Starting time shall be established at the pre-job conference, and shall be applicable to all craft employees on the Project unless otherwise expressly agreed in writing. In the event Project site or other job conditions dictate a change in the established starting time and/or a staggered lunch period for portions of the Project or for specific crafts, the Prime Contractor, relevant Subcontractors and business managers of the specific crafts involved shall confer and mutually agree to such changes as appropriate. If proposed work schedule changes cannot be mutually agreed upon between the parties, the hours fixed at the time of the pre-job meeting shall prevail.
- 4.2 Shift work may be established and directed by the Prime Contractor or relevant Subcontractor as reasonably necessary or appropriate to fulfill the terms of its contract with the Department. If used, shift hours, rates and conditions shall be as provided in the applicable collective bargaining agreement.
- 4.3 The parties agree that chronic and/or unexcused absenteeism is undesirable and must be controlled in accordance with procedures established by the applicable collective bargaining agreement. Any employee disciplined for absenteeism in accordance with such procedures shall be suspended from all work on the Project for not less than the maximum period permitted under the applicable collective bargaining agreement.
- 4.4 Except as may be otherwise expressly provided by the applicable collective bargaining agreement, employment begins and ends at the Project site; employees shall be at their place of work at the starting time; and employees shall remain at their place of work until quitting time.
- 4.5 Except as may be otherwise expressly provided by the applicable collective bargaining agreement, there shall be no limit on production by workmen, no restrictions on the full use of tools or equipment, and no restrictions on efficient use of manpower or techniques of construction other than as may be required by safety regulations.

- 4.6 The parties recognize that specialized or unusual equipment may be installed on the Project. In such cases, the Union recognizes the right of the Prime Contractor or Subcontractor to involve the equipment supplier or vendor's personnel in supervising the setting up of the equipment, making modifications and final alignment, and performing similar activities that may be reasonably necessary prior to and during the start-up procedure in order to protect factory warranties. The Prime Contractor or Subcontractor shall notify the Union representatives in advance of any work at the job-site by such vendor personnel in order to promote a harmonious relationship between the equipment vendor's personnel and other Project employees.
- 4.7 For the purpose of promoting full and effective implementation of this PLA, authorized Union representatives shall have access to the Project job-site during scheduled work hours. Such access shall be conditioned upon adherence to all reasonable visitor and security rules of general applicability that may be established for the Project site at the pre-job conference or from time to time thereafter.

ARTICLE V - GRIEVANCE AND ARBITRATION PROCEDURES

- 5.1 Except as provided in Articles VI or VII, it is specifically agreed among the parties that any grievance or dispute arising out of the interpretation or application of this PLA shall be settled by means of the expedited arbitration process set forth in Paragraph 5.2 below. No such grievance or dispute shall be recognized unless called to the attention of the Prime Contractor and relevant Subcontractor by the Union or to the Union by the Prime Contractor or relevant Subcontractor within five (5) working days after the alleged violation was committed or discovered by the grieving party.
- 5.2 Grievances shall be settled according to the following procedure:
- 5.2.A. Step 1. The dispute shall be referred to the Steward of the craft union involved and a representative of the Prime Contractor and relevant Subcontractor at the job-site.
- 5.2.B. Step 2. In the event that the Steward and the contractors' representatives at the job-site cannot reach agreement within two (2) working days after a meeting is arranged and held, the matter shall be referred to the Union Business Manager and to executive representatives of the Prime Contractor and relevant Subcontractor.
- 5.2.C. Step 3. In the event the dispute is not resolved within five (5) working days after completion of Step 2, the relevant parties shall request a Permanent Arbitrator as determined in accordance with paragraph 3.4 of this PLA, who shall, within ten (10) working days, hear the grievance and make a written decision. Such decisions shall be final and binding on all parties. The parties shall each pay the expense of their own representative. The expense of the Permanent Arbitrator shall be divided equally between (1) the Prime Contractor and/or relevant Subcontractor, and (2) the involved Union.

- 5.3 Any failure of a party to comply fully with such final and binding decision of the Permanent Arbitrator may result in removal of the non-complying party from the site, in a holdback from the Prime Contractor or Subcontractor of any amounts awarded, or in such other relief as the Department may reasonably determine is necessary to promote final resolution of the dispute.
- 5.4 In the event any dispute or grievance should arise, the parties expressly agree that it shall be resolved without occurrence of any strike, work stoppage, slow-down or other prohibited activities as provided in Article VII of this PLA. Individuals or parties violating this section shall be subject to immediate discharge or other discipline.

ARTICLE VI - JURISDICTIONAL DISPUTES

- 6.1 As used in this Agreement, the term "jurisdictional dispute" shall be defined as any dispute, difference or disagreement involving the assignment of particular work to one class or craft of employees rather than to a different class or craft of employees, regardless of that Contractor's contractual relationship to any other employer, contractor, or organization on the site.
- 6.2 It is agreed by and between the parties to this Agreement that any and all jurisdictional disputes shall be resolved in the following manner; each of the steps hereinafter listed shall be initiated by the parties in sequence as set forth:
 - (a) Negotiation by and between the Local Business Representative of the disputing Union and Employer shall take place within two (2) business days. Business days are defined as Monday through Friday excluding contract holidays. Such negotiations shall be pursued until it is apparent that the dispute cannot be resolved at the local level.
 - (b) The International Representatives of the disputing Union shall meet or confer and attempt to resolve said dispute. This meeting shall take place within two (2) business days. Business days are defined as Monday through Friday excluding contract holidays.
 - (c) The parties to the Jurisdictional Dispute shall submit the dispute directly to an Arbitrator after complying with paragraph (2b) above. The parties shall meet with the Arbitrator within three (3) business days. Business days are defined as Monday through Friday excluding contract holidays. An Arbitrator will be selected based on availability from the slate of permanent Arbitrators. The Arbitrator's bench decision will be given the day of the hearing and will be final and legally binding on this project only. The Arbitrator's bench decision will be implemented without delay. The cost of Arbitration will be shared equally by the disputing parties. Any party to the dispute can require that a "long form" written decision be provided from the Arbitrator, however the cost of the "long form" written decision will be the responsibility of the party making the request.

Notes:

- A jurisdictional dispute may be submitted based upon a pre-job assignment.
 - If any party to the jurisdictional disputes does not fully comply with the steps and time limits with each step, then the party in non-compliance will lose by “automatic default”.
 - Time limits at any step can be extended if all parties to the jurisdictional dispute mutually agree in writing.
 - All parties to a jurisdictional dispute can mutually agree to waive the time limits in steps (a) and (b) and proceed directly to an expedited arbitration hearing.
- (d) In rendering his decision, the Arbitrator shall determine:
- (1) First whether a previous agreement of record or applicable agreement, including a disclaimer agreement, between the National or International Unions to the dispute governs;
 - (2) Only if the Arbitrator finds that the dispute is not covered by an appropriate or applicable agreement of record or agreement between the crafts to the dispute, he shall then consider whether there is a previous decision of record governing the case;
 - (3) If the Arbitrator finds that a previous decision of record governs the case, the Arbitrator shall apply the decision of record in rendering his decision except under the following circumstances. After notice to the other parties to the dispute prior to the hearing that it intends to challenge the decision of record, if a trade challenging the decision of record is able to demonstrate that the recognized and established prevailing practice in the locality of the work has been contrary to the applicable decision of record, and that historically in that locality the work in dispute has not been performed by the other craft or crafts, the Arbitrator may rely on such prevailing practice rather than the decision of record. If the craft relying on the decision of record demonstrates that it has performed the work in dispute in the locality of the job, then the Arbitrator shall apply the decision of record in rendering his decision. If the Arbitrator finds that a craft has improperly obtained the prevailing practice in the locality through raiding, the undercutting of wagers or by the use of vertical agreements, the Arbitrator shall rely on the decision of record rather than the prevailing practice in the locality.
 - (4) If no decision of record is applicable, the Arbitrator shall then consider the established trade practice in the industry and prevailing practice in the locality; and

- (5) Only if none of the above criteria is found to exist, the Arbitrator shall then consider that because efficiency, cost or continuity and good management are essential to the well being of the industry, the interest of the consumer or the past practice of the employer shall not be ignored.

The Arbitrator shall set forth the basis for his decision and shall explain his findings regarding the applicability of the above criteria. If lower-ranked criteria are relied upon, the Arbitrator shall explain why the higher-ranked criteria were not deemed applicable. The Arbitrator's decision shall only apply to the job in dispute.

- (6) Agreements of record are applicable only to the party's signatory to such agreements. Decisions of record are applicable to all trades.
- (7) The Arbitrator is not authorized to award back pay or any other damages for a mis-assignment of work. Nor may any party bring an independent action for back pay or any other damages, based upon a decision of an Arbitrator.

6.3 The signatory parties to this Agreement agree that jurisdictional disputes cannot and shall not interfere with the efficient and continuous operations required for the successful application of this Agreement. In the event a dispute arises, the Contractor's assignment shall be followed until the dispute is resolved.

6.4 Equipment or material delivered to the job site will be unloaded promptly without regard to jurisdictional disputes which will be handled as per the provisions of this Agreement. The Contractor will supply the Union with delivery schedules, allowing as much time as possible to insure the appropriate crafts will be available to unload the materials or equipment.

6.5 All signatory affiliates agree that upon request, a representative shall be assigned without delay to attempt a settlement in the event of a question on assignments.

ARTICLE VII - WORK STOPPAGES AND LOCKOUTS

7.1 During the term of this PLA, no Union or any of its members, officers, stewards, employees, agents or representatives shall instigate, support, sanction, maintain, or participate in any strike, picketing, walkout, work stoppage, slow down or other activity that interferes with the routine and timely prosecution of work at the Project site or at any other contractor's or supplier's facility that is necessary to performance of work at the Project site. Hand billing at the Project site during the designated lunch period and before commencement or following conclusion of the established standard workday shall not, in itself, be deemed an activity that interferes with the routine and timely prosecution of work on the Project.

- 7.2 Should any activity prohibited by paragraph 7.1 of this Article occur, the Union shall undertake all steps reasonably necessary to promptly end such prohibited activities. No Union complying with its obligations under this Article shall be liable for acts of employees for which it has no responsibility or for the unauthorized acts of employees it represents. Any employee who participates in or encourages any activity prohibited by paragraph 7.1 shall be immediately suspended from all work on the Project for a period equal to the greater of (a) 60 days; or (b) the maximum disciplinary period allowed under the applicable collective bargaining agreement for engaging in comparable unauthorized or prohibited activity.
- 7.3 During the term of this PLA, the Prime Contractor and its Subcontractors shall not engage in any lockout at the Project site of employees covered by this Agreement.
- 7.4 Upon notification of violations of this Article, the principal officer or officers of the local area Building and Construction Trades Council, and the Illinois AFL-CIO Statewide Project Labor Agreement Committee as appropriate, will immediately instruct, order and use their best efforts to cause the affiliated union or unions to cease any violations of this Article. A Trades Council and the Committee otherwise in compliance with the obligations under this paragraph shall not be liable for unauthorized acts of its affiliates.
- 7.5 In the event that activities in violation of this Article are not immediately halted through the efforts of the parties, any aggrieved party may invoke the special arbitration provisions set forth in paragraph 7.6 of this Article.
- 7.6 Upon written notice to the other involved parties by the most expeditious means available, any aggrieved party may institute the following special arbitration procedure when a breach of this Article is alleged:
- 7.6.A The party invoking this procedure shall notify the individual designated as the Permanent Arbitrator pursuant to Article III of the nature of the alleged violation; such notice shall be by the most expeditious means possible. The initiating party may also furnish such additional factual information as may be reasonably necessary for the Permanent Arbitrator to understand the relevant circumstances. Copies of any written materials provided to the arbitrator shall also be contemporaneously provided by the most expeditious means possible to the party alleged to be in violation and to all other involved parties.
- 7.6.B Upon receipt of said notice the Permanent Arbitrator shall set and hold a hearing within twenty-four (24) hours if it is contended the violation is ongoing, but not before twenty-four (24) hours after the written notice to all parties involved as required above.
- 7.6.C The Permanent Arbitrator shall notify the parties by facsimile or any other effective written means, of the place and time chosen by the Permanent Arbitrator for this hearing. Said hearing shall be completed in one session. A failure of any party or parties to attend said hearing shall not delay the hearing of evidence or issuance of an Award by the Permanent Arbitrator.

7.6.D The sole issue at the hearing shall be whether a violation of this Article has, in fact, occurred. An Award shall be issued in writing within three (3) hours after the close of the hearing, and may be issued without a written opinion. If any party desires a written opinion, one shall be issued within fifteen (15) days, but its issuance shall not delay compliance with, or enforcement of, the Award. The Permanent Arbitrator may order cessation of the violation of this Article, and such Award shall be served on all parties by hand or registered mail upon issuance.

7.6.E Such Award may be enforced by any court of competent jurisdiction upon the filing of the Award and such other relevant documents as may be required. Facsimile or other hardcopy written notice of the filing of such enforcement proceedings shall be given to the other relevant parties. In a proceeding to obtain a temporary order enforcing the Permanent Arbitrator's Award as issued under this Article, all parties waive the right to a hearing and agree that such proceedings may be ex parte. Such agreement does not waive any party's right to participate in a hearing for a final order of enforcement. The Court's order or orders enforcing the Permanent Arbitrator's Award shall be served on all parties by hand or by delivery to their last known address or by registered mail.

7.7 Individuals found to have violated the provisions of this Article are subject to immediate termination. In addition, IDOT reserves the right to terminate this PLA as to any party found to have violated the provisions of this Article.

7.8 Any rights created by statute or law governing arbitration proceedings inconsistent with the above procedure or which interfere with compliance therewith are hereby waived by parties to whom they accrue.

7.9 The fees and expenses of the Permanent Arbitrator shall be borne by the party or parties found in violation, or in the event no violation is found, such fees and expenses shall be borne by the moving party.

ARTICLE VIII – MISCELLANEOUS

8.1 If any Article or provision of this PLA shall be declared invalid, inoperative or unenforceable by operation of law or by final non-appealable order of any tribunal of competent jurisdiction, such provision shall be deemed severed or limited, but only to the extent required to render the remaining provisions of this PLA enforceable consistent with the intent of the parties. The remainder of this PLA or the application of such Article or provision to persons or circumstances other than those as to which it has been held invalid, inoperative or unenforceable shall not be affected thereby.

8.2 The term of this PLA shall commence as of and from the date of the notice of award to the Prime Contractor and shall end upon final acceptance by IDOT of all work on the Project by the parties hereto.

- 8.3 This PLA may not be changed or modified except by the subsequent written agreement of the parties. All parties represent that they have the full legal authority to enter into this PLA. This PLA may be executed by the parties in one or more counterparts.
- 8.4 Any liability arising out of this PLA shall be several and not joint. IDOT shall not be liable to any person or other party for any violation of this PLA by any other party, and no Contractor or Union shall be liable for any violation of this PLA by any other Contractor or Union.
- 8.5 The failure or refusal of a party to exercise its rights hereunder in one or more instances shall not be deemed a waiver of any such rights in respect of a separate instance of the same or similar nature.

[The Balance of This Page Intentionally Left Blank]

Execution Page

Illinois Department of Transportation

Christine M. Reed, P.E., Director of Highways

Ann Schneider, Director Finance & Administration

Ellen Schanzle-Haskins, Chief Counsel

Gary Hannig, Secretary

(Date)

**Illinois AFL-CIO Statewide Project Labor Agreement Committee,
representing the local unions listed below:**

(Date)

List Union Locals:

**** RETURN WITH BID ****

Exhibit A – Contractor Letter of Assent

(Date)

To All Parties:

In accordance with the terms and conditions of the contract for Construction Work on [Contract 64F38], this Letter of Assent hereby confirms that the undersigned Prime Contractor or Subcontractor agrees to be bound by the terms and conditions of the Project Labor Agreement established and entered into by the Illinois Department of Transportation in connection with said Project.

It is the understanding and intent of the undersigned party that this Project Labor Agreement shall pertain only to the identified Project. In the event it is necessary for the undersigned party to become signatory to a collective bargaining agreement to which it is not otherwise a party in order that it may lawfully make certain required contributions to applicable fringe benefit funds, the undersigned party hereby expressly conditions its acceptance of and limits its participation in such collective bargaining agreement to its work on the Project.

(Authorized Company Officer)

(Company)

**** RETURN WITH BID ****

BITUMINOUS MATERIALS COST ADJUSTMENTS (BDE) (RETURN FORM WITH BID)

Effective: November 2, 2006

Revised: April 1, 2009

Description. Bituminous material cost adjustments will be made to provide additional compensation to the Contractor, or credit to the Department, for fluctuations in the cost of bituminous materials when optioned by the Contractor. The adjustments shall apply to permanent and temporary hot-mix asphalt (HMA) mixtures, bituminous surface treatments (cover and seal coats), and pavement preservation type surface treatments. The adjustments shall not apply to bituminous prime coats, tack coats, crack filling/sealing, or joint filling/sealing.

The bidder shall indicate on the attached form whether or not this special provision will be part of the contract and submit the completed form with his/her bid. Failure to submit the form, or failure to fill out the form completely, shall make this contract exempt of bituminous materials cost adjustments.

Method of Adjustment. Bituminous materials cost adjustments will be computed as follows.

$$CA = (BPI_P - BPI_L) \times (\%AC_V / 100) \times Q$$

Where: CA = Cost Adjustment, \$.

BPI_P = Bituminous Price Index, as published by the Department for the month the work is performed, \$/ton (\$/metric ton).

BPI_L = Bituminous Price Index, as published by the Department for the month prior to the letting, \$/ton (\$/metric ton).

%AC_V = Percent of virgin Asphalt Cement in the Quantity being adjusted. For HMA mixtures, the % AC_V will be determined from the adjusted job mix formula. For bituminous materials applied, a performance graded or cutback asphalt will be considered to be 100% AC_V and undiluted emulsified asphalt will be considered to be 65% AC_V.

Q = Authorized construction Quantity, tons (metric tons) (see below).

For HMA mixtures measured in square yards: $Q, \text{ tons} = A \times D \times (G_{mb} \times 46.8) / 2000$. For HMA mixtures measured in square meters: $Q, \text{ metric tons} = A \times D \times (G_{mb} \times 24.99) / 1000$. When computing adjustments for full-depth HMA pavement, separate calculations will be made for the binder and surface courses to account for their different G_{mb} and % AC_V.

For bituminous materials measured in gallons: $Q, \text{ tons} = V \times 8.33 \text{ lb/gal} \times SG / 2000$

For bituminous materials measured in liters: $Q, \text{ metric tons} = V \times 1.0 \text{ kg/L} \times SG / 1000$

Where: A = Area of the HMA mixture, sq yd (sq m).
D = Depth of the HMA mixture, in. (mm).
G_{mb} = Average bulk specific gravity of the mixture, from the approved mix design.
V = Volume of the bituminous material, gal (L).
SG = Specific Gravity of bituminous material as shown on the bill of lading.

Basis of Payment. Bituminous materials cost adjustments may be positive or negative but will only be made when there is a difference between the BPI_L and BPI_P in excess of five percent, as calculated by:

$$\text{Percent Difference} = \{(BPI_L - BPI_P) \div BPI_L\} \times 100$$

Bituminous materials cost adjustments will be calculated for each calendar month in which applicable bituminous material is placed; and will be paid or deducted when all other contract requirements for the work placed during the month are satisfied. The adjustments shall not apply during contract time subject to liquidated damages for completion of the entire contract.

RETURN WITH BID

ILLINOIS DEPARTMENT OF TRANSPORTATION

OPTION FOR BITUMINOUS MATERIALS COST ADJUSTMENTS

The bidder shall submit this completed form with his/her bid. Failure to submit the form, or failure to fill out the form completely, shall make this contract exempt of bituminous materials cost adjustments. After award, this form, when submitted, shall become part of the contract.

Contract No.: _____

Company Name: _____

Contractor's Option:

Is your company opting to include this special provision as part of the contract?

Yes No

Signature: _____ **Date:** _____

FUEL COST ADJUSTMENT (BDE) (RETURN FORM WITH BID)

Effective: April 1, 2009

Revised: July 1, 2009

Description. Fuel cost adjustments will be made to provide additional compensation to the Contractor, or a credit to the Department, for fluctuations in fuel prices when optioned by the Contractor. The bidder shall indicate on the attached form whether or not this special provision will be part of the contract and submit the completed form with his/her bid. Failure to submit the form or failure to indicate contract number, company name and sign and date the form shall make this contract exempt of fuel cost adjustments for all categories of work. Failure to indicate "Yes" for any category of work will make that category of work exempt from fuel cost adjustment.

General. The fuel cost adjustment shall apply to contract pay items as grouped by category. The adjustment shall only apply to those categories of work checked "Yes", and only when the cumulative plan quantities for a category exceed the required threshold. Adjustments to work items in a category, either up or down, and work added by adjusted unit price will be subject to fuel cost adjustment only when the category representing the added work was subject to the fuel cost adjustment. Added work paid for by time and materials will not be subject to fuel cost adjustment. Category descriptions and thresholds for application and the fuel usage factors which are applicable to each are as follows:

(a) Categories of Work.

- (1) Category A: Earthwork. Contract pay items performed under Sections 202, 204, and 206 including any modified standard or nonstandard items where the character of the work to be performed is considered earthwork. The cumulative total of all applicable item plan quantities shall exceed 25,000 cu yd (20,000 cu m). Included in the fuel usage factor is a weighted average 0.10 gal/cu yd (0.50 liters/cu m) factor for trucking.
- (2) Category B: Subbases and Aggregate Base Courses. Contract pay items constructed under Sections 311, 312 and 351 including any modified standard or nonstandard items where the character of the work to be performed is considered construction of a subbase or aggregate, stabilized or modified base course. The cumulative total of all applicable item plan quantities shall exceed 5000 tons (4500 metric tons). Included in the fuel usage factor is a 0.60 gal/ton (2.50 liters/metric ton) factor for trucking.
- (3) Category C: Hot-Mix Asphalt (HMA) Bases, Pavements and Shoulders. Contract pay items constructed under Sections 355, 406, 407 and 482 including any modified standard or nonstandard items where the character of the work to be performed is considered HMA bases, pavements and shoulders. The cumulative total of all applicable item plan quantities shall exceed 5000 tons (4500 metric tons). Included in the fuel usage factor is 0.60 gal/ton (2.50 liters/metric ton) factor for trucking.

- (4) Category D: Portland Cement Concrete (PCC) Bases, Pavements and Shoulders. Contract pay items constructed under Sections 353, 420, 421 and 483 including any modified standard or nonstandard items where the character of the work to be performed is considered PCC base, pavement or shoulder. The cumulative total of all applicable item plan quantities shall exceed 7500 sq yd (6000 sq m). Included in the fuel usage factor is 1.20 gal/cu yd (5.94 liters/cu m) factor for trucking.
- (5) Category E: Structures. Structure items having a cumulative bid price that exceeds \$250,000 for pay items constructed under Sections 502, 503, 504, 505, 512, 516 and 540 including any modified standard or nonstandard items where the character of the work to be performed is considered structure work when similar to that performed under these sections and not included in categories A through D.

(b) Fuel Usage Factors.

English Units		
Category	Factor	Units
A - Earthwork	0.34	gal / cu yd
B – Subbase and Aggregate Base courses	0.62	gal / ton
C – HMA Bases, Pavements and Shoulders	1.05	gal / ton
D – PCC Bases, Pavements and Shoulders	2.53	gal / cu yd
E – Structures	8.00	gal / \$1000

Metric Units		
Category	Factor	Units
A - Earthwork	1.68	liters / cu m
B – Subbase and Aggregate Base courses	2.58	liters / metric ton
C – HMA Bases, Pavements and Shoulders	4.37	liters / metric ton
D – PCC Bases, Pavements and Shoulders	12.52	liters / cu m
E – Structures	30.28	liters / \$1000

(c) Quantity Conversion Factors.

Category	Conversion	Factor
B	sq yd to ton	0.057 ton / sq yd / in depth
	sq m to metric ton	0.00243 metric ton / sq m / mm depth
C	sq yd to ton	0.056 ton / sq yd / in depth
	sq m to metric ton	0.00239 m ton / sq m / mm depth
D	sq yd to cu yd	0.028 cu yd / sq yd / in depth
	sq m to cu m	0.001 cu m / sq m / mm depth

Method of Adjustment. Fuel cost adjustments will be computed as follows.

$$CA = (FPI_P - FPI_L) \times FUF \times Q$$

Where: CA = Cost Adjustment, \$
FPI_P = Fuel Price Index, as published by the Department for the month the work is performed, \$/gal (\$/liter)
FPI_L = Fuel Price Index, as published by the Department for the month prior to the letting, \$/gal (\$/liter)
FUF = Fuel Usage Factor in the pay item(s) being adjusted
Q = Authorized construction Quantity, tons (metric tons) or cu yd (cu m)

The entire FUF indicated in paragraph (b) will be used regardless of use of trucking to perform the work.

Progress Payments. Fuel cost adjustments will be calculated for each calendar month in which applicable work is performed; and will be paid or deducted when all other contract requirements for the items of work are satisfied. The adjustments shall not apply during contract time subject to liquidated damages for completion of the entire contract.

Final Quantities. Upon completion of the work and determination of final pay quantities, an adjustment will be prepared to reconcile any differences between estimated quantities previously paid and the final quantities. The value for the balancing adjustment will be based on a weighted average of FPI_P and Q only for those months requiring the cost adjustment. The cost adjustment will be applicable to the final measured quantities of all applicable pay items.

Basis of Payment. Fuel cost adjustments may be positive or negative but will only be made when there is a difference between the FPI_L and FPI_P in excess of five percent, as calculated by:

$$\text{Percent Difference} = \{(FPI_L - FPI_P) \div FPI_L\} \times 100$$

Return With Bid

**ILLINOIS DEPARTMENT
OF TRANSPORTATION**

**OPTION FOR
FUEL COST ADJUSTMENT**

The bidder shall submit this completed form with his/her bid. Failure to submit the form or properly complete contract number, company name, and sign and date the form shall make this contract exempt of fuel cost adjustments in all categories. Failure to indicate "Yes" for any category of work at the time of bid will make that category of work exempt from fuel cost adjustment. After award, this form, when submitted shall become part of the contract.

Contract No.: _____

Company Name: _____

Contractor's Option:

Is your company opting to include this special provision as part of the contract plans for the following categories of work?

- | | | |
|--|-----|--------------------------|
| Category A Earthwork. | Yes | <input type="checkbox"/> |
| Category B Subbases and Aggregate Base Courses | Yes | <input type="checkbox"/> |
| Category C HMA Bases, Pavements and Shoulders | Yes | <input type="checkbox"/> |
| Category D PCC Bases, Pavements and Shoulders | Yes | <input type="checkbox"/> |
| Category E Structures | Yes | <input type="checkbox"/> |

Signature: _____ **Date:** _____

THERMOPLASTIC PAVEMENT MARKINGS (BDE)

Effective: January 1, 2007

Revise Article 1095.01(a)(2) of the Standard Specifications to read:

- “(2) Pigment. The pigment used for the white thermoplastic compound shall be a high-grade pure (minimum 93 percent) titanium dioxide (TiO₂). The white pigment content shall be a minimum of ten percent by weight and shall be uniformly distributed throughout the thermoplastic compound.

The pigments used for the yellow thermoplastic compound shall not contain any hazardous materials listed in the Environmental Protection Agency Code of Federal Regulations (CFR) 40, Section 261.24, Table 1. The combined total of RCRA listed heavy metals shall not exceed 100 ppm when tested by X-ray fluorescence spectroscopy. The pigments shall also be heat resistant, UV stable and color-fast yellows, golds, and oranges, which shall produce a compound which shall match Federal Standard 595 Color No. 33538. The pigment shall be uniformly distributed throughout the thermoplastic compound.”

Revise Article 1095.01(b)(1)e. of the Standard Specifications to read:

- “e. Daylight Reflectance and Color. The thermoplastic compound after heating for four hours ± five minutes at 425 ± 3 °F (218.3 ± 2 °C) and cooled at 77 °F (25 °C) shall meet the following requirements for daylight reflectance and color, when tested, using a color spectrophotometer with 45 degree circumferential/zero degree geometry, illuminant C, and two degree observer angle. The color instrument shall measure the visible spectrum from 380 to 720 nm with a wavelength measurement interval and spectral bandpass of 10 nm.

White: Daylight Reflectance75 percent min.

*Yellow: Daylight Reflectance45 percent min.

*Shall meet the coordinates of the following color tolerance chart.

x	0.490	0.475	0.485	0.530
y	0.470	0.438	0.425	0.456”

Revise Article 1095.01(b)(1)k. of the Standard Specifications to read:

- “k. Accelerated Weathering. After heating the thermoplastic for four hours ± five minutes at 425 ± 3 °F (218.3 ± 2 °C) the thermoplastic shall be applied to a steel wool abraded aluminum alloy panel (Federal Test Std. No. 141, Method 2013) at a film thickness of 30 mils (0.70 mm) and allowed to cool for 24 hours at room temperature. The coated panel shall be subjected to accelerated weathering using the light and water exposure apparatus (fluorescent UV - condensation type) for 75 hours according to ASTM G 53 (equipped with UVB-313 lamps).

The cycle shall consist of four hours UV exposure at 122 °F (50 °C) followed by four hours of condensation at 104 °F (40 °C). UVB 313 bulbs shall be used. At the end of the exposure period, the panel shall not exceed 10 Hunter Lab Delta E units from the original material.”

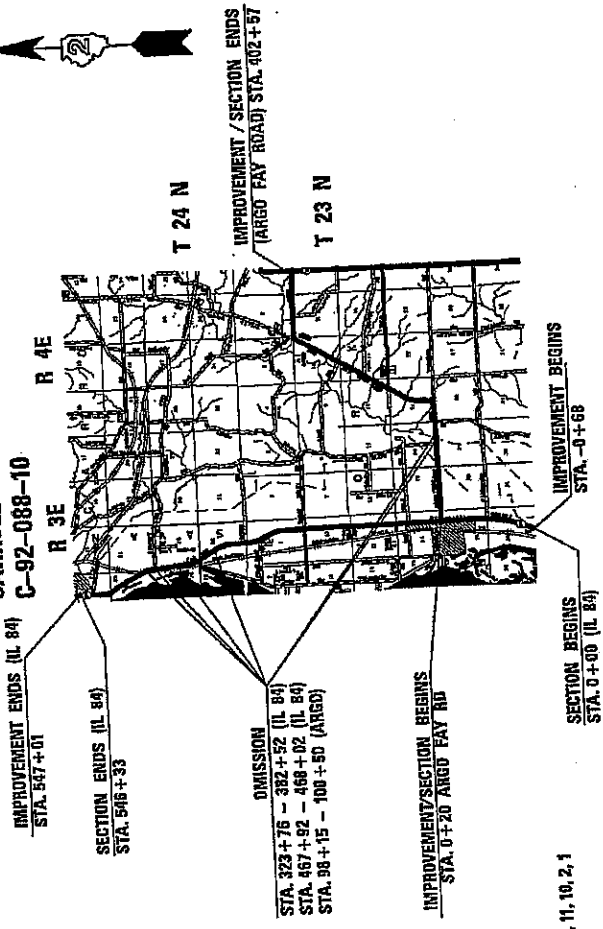
SQUAD LEADER: Lucas Megill (815) 284-3362
 PROJECT ENGINEER: BOB WAGNER

CONTRACT NO. 64F38
 COUNTY CARROLL
 SECTION 106,107RS-1 & 101RS-1

STATE OF ILLINOIS
 DEPARTMENT OF TRANSPORTATION
 DIVISION OF HIGHWAYS
**PROPOSED
 HIGHWAY PLANS**

FOR INDEX OF SHEETS, SEE SHEET NO. 2
 FOR STATE STANDARDS, SEE SHEET NO. 2

FAP ROUTE 308 (IL 84) & FAS 1084,2076,75 (ARGO FAY ROAD)
 SECTION (106,107RS-1 & 101RS-1)
 CARROLL COUNTY
 C-92-088-10



IMPROVEMENT ENDS (IL 84)
 STA. 547+01

SECTION ENDS (IL 84)
 STA. 546+33

OMISSION
 STA. 323+76 - 382+52 (IL 84)
 STA. 467+82 - 468+02 (IL 84)
 STA. 98+15 - 100+50 (ARGO)

IMPROVEMENT/SECTION BEGINS
 STA. 0+20 ARGO FAY RD

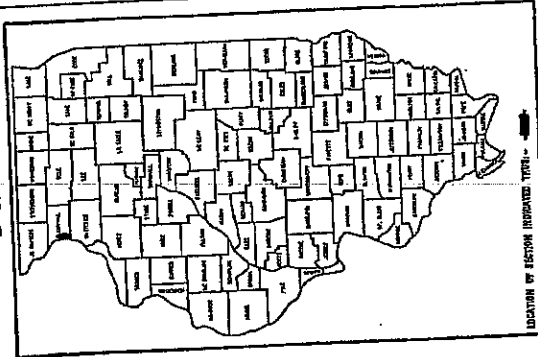
WEST PART OF YORK TOWNSHIP,
 SECTIONS 36, 26, 24, 13, 12, 1
 EAST PART OF YORK TOWNSHIP,
 SECTIONS 30, 28, 27, 20, 18, 16, 15, 12, 11, 10, 2, 1
 SAVANNAH TOWNSHIP,
 SECTIONS 36, 25, 24, 23, 14

SECTION BEGINS
 STA. 0+00 (IL 84)

IMPROVEMENT BEGINS
 STA. 0+68

GROSS LENGTH OF PROJECT = 54769 LIN. FT. (IL 84) + 40237 LIN. FT. (ARGO FAY) = 17.99 MILES
 LENGTH OF OMISSIONS = 5886 LIN. FT. (IL 84) + 235 LIN. FT. (ARGO) = 1.16 MILES
 NET LENGTH OF PROJECT = 48883 LIN. FT. (IL 84) + 40002 LIN. FT. (ARGO) = 15.94 MILES

CONTRACT NO. 64F38
 FAP 308 (IL 84) & FAS 1084,2076,75 (ARGO FAY ROAD)
 SECTION (106,107RS-1 & 101RS-1)
 CARROLL COUNTY



STATE OF ILLINOIS
 DEPARTMENT OF TRANSPORTATION
 DIVISION OF HIGHWAYS
 AUTHORIZED: FEB 7 1970
 COUNTY ENGINEER OF HIGHWAYS
 ENGINEER IN CHARGE AND SUPERVISOR
 DIRECTOR OF HIGHWAYS

PRINTED BY THE AUTHORITY
 OF THE STATE OF ILLINOIS

DISTRICT 2, DIXON

INDEX OF SHEETS

1	Cover Sheet
2	Index of Sheets
2	State Standards
3 - 4	Summary of Quantities
5 - 7	General Notes
8 - 23	Typical Sections and Details
24 - 25	Hot-Mix Asphalt Schedules
26 - 40	Entrance & Sideroad Schedules
41 - 45	Patching Schedules
46 - 50	Schedule of Quantities
51 - 53	Typical Pavement Markings (41.1)
54	Hot-Mix Asphalt Approaches and Mailbox Returns for Single Lift (SMART) Resurfacing Projects (46.2)
55	Hot-Mix Asphalt Approaches and Mailbox Returns for Two Lift Resurfacing Projects (47.2)
56	Witness Marker & Permanent Survey Markers, Type II (66.2)
57	Rough Grooved Surface Sign (91.2)
58	Traffic Control and Protection at Turn Bays (To Remain Open to Traffic) (94.2)
59	Catch Basins or Inlets to be Adjusted or Reconstructed (17.4A)
60	Pavement Patching for Hot-Mix Asphalt Surfaced Pavement (32.4)
61	Rumble Strip Resurfacing (91.4)
62	Typical Marking for Painted Island (93.4)

STATE STANDARDS

482011 - 03	HMA Shld Strips/Shlds w/ Resurf. or Wid. or Resurf. Projects
635001 - 01	Delineators
701006 - 03	Typical Application of Traffic Control Standard
701011 - 02	Typical Application of Traffic Control Standard
701201 - 03	Typical Application of Traffic Control Standard
701301 - 03	Typical Application of Traffic Control Standard
701306 - 02	Typical Application of Traffic Control Standard
701311 - 03	Typical Application of Traffic Control Standard
701501 - 05	Typical Application of Traffic Control Standard
701901 - 01	Traffic Control Devices
720011 - 01	Metal Posts for Signs, Markers, and Delineators
728001 - 01	Telescoping Steel Sign Support
729001 - 01	Applications of Types A and B Metal Posts
780001 - 02	Typical Pavement Markings
781001 - 03	Typ. Application of Raised Reflective Pavement Markers

SUMMARY OF QUANTITIES

FAP 308 (IL 84) & FAS 1084,2076,75 (ARGO FAY RD)
 SECTION (106,107)RS-1 & 101RS-1
 CARROLL COUNTY
 CONTRACT 64F38
 SHEET 3 OF 62

CODE NUMBER	ITEM	UNIT	1000		
			TOTAL QUANTITY	100% STATE IL 84	100% STATE ARGO
40600200	BITUMINOUS MATERIALS (PRIME COAT)	TON	144.44	101.30	43.14
40600300	AGGREGATE (PRIME COAT)	TON	424.6	246.5	178.1
40600525	LEVELING BINDER (HAND METHOD), N50	TON	105	60.0	45.0
40600625	LEVELING BINDER (MACHINE METHOD), N50	TON	8,179.5	8179.5	
40600895	CONSTRUCTING TEST STRIP	EACH	1	1.0	
40600982	HOT-MIX ASPHALT SURFACE REMOVAL - BUTT JOINT	SQ YD	1,968.6	1968.6	
40600990	TEMPORARY RAMP	SQ YD	2,018.2	1271.1	747.1
40601005	HOT-MIX ASPHALT REPLACEMENT OVER PATCHES	TON	2,321.7	543.0	1778.7
40803000	HOT-MIX ASPHALT BINDER COURSE, IL-12.5, N50	TON	724.8	447.9	276.9
40603310	HOT-MIX ASPHALT SURFACE COURSE, MIX "C", N50	TON	2,115.7	2115.7	
40603335	HOT-MIX ASPHALT SURFACE COURSE, MIX "D", N50	TON	22,148.1	12269.3	9878.8
40800050	INCIDENTAL HOT-MIX ASPHALT SURFACING	TON	4,586.9	3900.1	686.8
44000155	HOT-MIX ASPHALT SURFACE REMOVAL, 1 1/2"	SQ YD	125,014.3	5413.8	119600.5
44000158	HOT-MIX ASPHALT SURFACE REMOVAL, 2 1/4"	SQ YD	13,798	13798.0	
44000161	HOT-MIX ASPHALT SURFACE REMOVAL, 3"	SQ YD	1,123.8		1123.8
44000198	HOT-MIX ASPHALT SURFACE REMOVAL, VARIABLE DEPTH	SQ YD	8,372.5	8372.5	
44002228	HOT-MIX ASPHALT REMOVAL OVER PATCHES, 7"	SQ YD	5,718.6	1337.6	4381.0
44200150	PAVEMENT PATCHING, TYPE IV, 12 INCH	SQ YD	30	30.0	
48102100	AGGREGATE WEDGE SHOULDER, TYPE B	TON	17,370.1	11045.7	6324.4
60262700	INLETS TO BE RECONSTRUCTED	EACH	1	1.0	
60255500	MANHOLES TO BE ADJUSTED	EACH	17	17.0	
60265700	VALVE VAULTS TO BE ADJUSTED	EACH	6	6.0	
66700305	PERMANENT SURVEY MARKERS, TYPE II	EACH	16	8.0	8.0
67000400	ENGINEERS FIELD OFFICE, TYPE A	CAL MO	6	3.0	3.0
67100100	MOBILIZATION	L SUM	1	0.5	0.5
70100450	TRAFFIC CONTROL AND PROTECTION, STANDARD 701201	L SUM	1	0.5	0.5
70100460	TRAFFIC CONTROL AND PROTECTION, STANDARD 701306	L SUM	1	0.5	0.5
70102620	TRAFFIC CONTROL AND PROTECTION, STANDARD 701501	L SUM	1	0.5	0.5
70103815	TRAFFIC CONTROL SURVEILLANCE	CAL DA	9	5.0	4.0
70300100	SHORT-TERM PAVEMENT MARKING	FOOT	23,448.4	15350.2	8098.2
70301000	WORK ZONE PAVEMENT MARKING REMOVAL	SQ FT	3,039	1705.6	1333.4
* 78000100	THERMOPLASTIC PAVEMENT MARKING - LETTERS AND SYMBOLS	SQ FT	262.8	262.8	

SUMMARY OF QUANTITIES

FAP 308 (IL 84) & FAS 1084,2076,75 (ARGO FAY RD)
 SECTION (106,107)RS-1 & 101RS-1
 CARROLL COUNTY
 CONTRACT 64F38
 SHEET 4 OF 62

CODE NUMBER	ITEM	UNIT	1000	FAP 1000	FAS 1000
			TOTAL QUANTITY	100% STATE IL 84	100% STATE ARGO
* 78000200	THERMOPLASTIC PAVEMENT MARKING - LINE 4"	FOOT	7,618	7477.0	141.0
* 78000400	THERMOPLASTIC PAVEMENT MARKING - LINE 6"	FOOT	59	59.0	
* 78000500	THERMOPLASTIC PAVEMENT MARKING - LINE 8"	FOOT	1,312.9	1208.9	104.0
* 78000600	THERMOPLASTIC PAVEMENT MARKING - LINE 12"	FOOT	1,672	1584.0	88.0
* 78000650	THERMOPLASTIC PAVEMENT MARKING - LINE 24"	FOOT	140.5	90.0	50.5
* 78001110	PAINT PAVEMENT MARKING - LINE 4"	FOOT	500,808	279030.0	221578.0
* 78100100	RAISED REFLECTIVE PAVEMENT MARKER	EACH	756	710.0	46.0
78300200	RAISED REFLECTIVE PAVEMENT MARKER REMOVAL	EACH	385	357.0	28.0
X0322729	MATERIAL TRANSFER DEVICE	TON	22,148.1	12269.3	9878.8
X0323092	HEADWALL REMOVAL	EACH	1	1.0	
Z0013798	CONSTRUCTION LAYOUT	L SUM	1	0.5	0.5
Z0040315	PILOT CAR	DAY	12	7.0	5.0
Z0048665	RAILROAD PROTECTIVE LIABILITY INSURANCE	L SUM	1	1.0	
Z0055100	RUMBLE RESURFACING	SQ YD	91.8		91.8
	* SPECIALTY ITEMS				

GENERAL NOTES

When laying out for patching, the minimum distance between new patches (saw cut to saw cut) shall be 4.6 m (15 feet). When patch spacing is less than 4.6 m (15 feet), the pavement between patches shall also be removed and replaced.

The minimum patch dimension for full-depth patches will be 1.2 m (four feet) and half-lane width. Half-lane patches shall be confined to the outside edges of the pavement.

The existing hot-mix asphalt on private and commercial entrances shall be bladed off or milled and disposed of outside the project limits. This could be the entire entrance or tapered at the end depending on if the mainline is resurfaced or milled and resurfaced. The cost of the blading, milling, rolling, and disposal is included in the contract unit price for INCIDENTAL HOT-MIX ASPHALT SURFACING.

The drop off that occurs at entrance edges as a result of resurfacing of the entrance shall be corrected using aggregate shoulder material. This work shall be paid for by the TON for Aggregate Shoulders of the type specified in the plans.

Milling machines on this project shall be capable of removing a layer of bituminous a minimum 6' wide and 1-1/2 inches in depth in a single pass.

The following Mixture Requirements are applicable for this project:

Mixture Uses(s):	Surface	Level Binder MM	HMA Replace over Patches	Binder	Top Shoulder
PG:	PG 64-22	PG 64-22	PG 64-22	PG 64-22	PG 58-22
Design Air Voids	4.0 @ N50	4.0 @ N50	4.0 @ N50	4.0 @ N50	3 @ N50
Mixture Composition (Gradation Mixture)	IL 9.5 or 12.5	IL 9.5	IL 19.0	IL 12.5	IL 9.5 or 12.5
Friction Aggregate	D	N/A	N/A	N/A	C
20 Year ESAL	2.4	2.4	N/A	N/A	2.4

The Contractor shall place temporary hot-mix asphalt tapers along all sides of the utility structures protruding above the milled surface. The temporary tapers shall extend 2' outside of the castings, except for the approach side to traffic shall have a 4' taper length. Hot-mix asphalt meeting the approval of the Engineer shall be used, no cold millings will be allowed. The cost of the material, placement, maintenance, removal and disposal of said work will be included in the Pay Item for Hot-Mix Asphalt Surface Removal.

The Contractor will be required to furnish 140 mm (5 1/2") high brass stencils as approved by the Engineer and install stationing at 250' intervals. Stationing shall be placed on both lanes of 2-lane highways and on the outside lanes in both directions on 4-lane highways. The stations shall be placed 150 mm (6") inside the pavement marking edge so they can be read from the shoulder. This work will be included in the cost of the final pavement surface.

The area to be primed shall be limited to that which can be covered with HMA the same day, unless otherwise permitted by the Engineer.

To help avoid excess drop offs at the edge of pavement, the existing aggregate wedge or shoulder is to be pulled up and rolled to match the edge of pavement before placing any bituminous material. All costs associated with pulling up the shoulders shall be considered included in the contract unit price per TON for HOT-MIX ASPHALT SURFACE COURSE of the type specified.

If, during the grinding or resurfacing operations, the existing mailboxes become a hindrance, the Contractor shall be required to carefully remove and reinstall the mailboxes as directed by the Engineer. This work shall be included in the contract unit price for the INCIDENTAL HOT-MIX ASPHALT SURFACING.

Pavement Marking shall be done according to Standard 780001, except as follows:

1. All words, such as ONLY, shall be 2.4 m (8 feet) high.
2. All non-freeway arrows shall be the large size.
3. The distance between yellow no-passing lines shall be 200 mm (8"), not 180 mm (7") as shown in the detail of Typical Lane and Edge Lines.

Permanent Survey Markers, Type II shall be cast-in-place as shown on District Standard 66.2. The bottom of the marker shall be 5'-0" below the ground surface.

The Contractor shall submit to the Engineer a description of location, elevation, and coordinates for each permanent survey marker. The horizontal and vertical coordinates must be derived by GPS and the elevation derived by a closed level circuit. The Engineer shall submit this information to the Survey Crew.

The Contractor shall be responsible for protecting utility property during construction operations as outlined in Article 107.31 of the Standard Specifications. A minimum of 48 hours advance notice is required for non-emergency work. The JULIE number is 800-892-0123. The following listed utilities located within the project limits or immediately adjacent to the project construction limits are members of JULIE:

AT&T Communications, Inc.
 Jo-Carroll Energy (Gas & Electric)
 Mediacom

Gallatin River/CenturyTel
 Frontier/Citizens

Following are the known utilities located within the project limits or immediately adjacent to the project construction limits which are not members of JULIE and should be notified individually by the contractor:

Mr. Jeff Ashby
 Village of Thomson
 PO Box 406
 Thomson, IL 61285
 Ph. 815/259-3905

It shall be the Contractor's responsibility to contact the municipality to determine approved methods of utility structure adjustment. Utility structures may include, but are not limited to, manholes, water valves, handholes, etc. All materials and work necessary to complete adjustments per municipality requirements shall be considered included in the cost of the associated adjustment pay item.

On IL 84 and Argo Fay Roads, areas that are to be milled more than 1½" need to have binder placed within 2 calendar days. If not paved within 2 days, a traffic control deficiency shall be assessed for each day it is not paved.

PERMANENT SURVEY MARKERS, TYPE II, shall be set at intervals of 1.6 Km (1 mile) or as directed by the Engineer. Bridge or culvert projects shall have one survey marker placed near the structure.
 Estimated: 22 Each.

When HMA surface removal over patches is being performed, the contractor shall mill to the existing concrete pavement or 7" depth whichever they encounter first.

Aggregate Wedge Shoulders, Type B shall be placed in aggregate entrances during placement of Aggregate Wedge Shoulders and shall be tapered from 4' to 8' from edge of pavement to provide a smooth transition into the entrance from the roadway. This shall be paid for as Aggregate Wedge Shoulders, Type B.

Pavement patching shall be performed prior to HMA surface removal both on Argo Fay Road and IL 84 unless prior approval by Resident on the project.

Stringline will be required for surface mix 150' on either side of the Railroad Tracks. This will be included in the contract unit price per Ton for HMA Surface Course, Mix "D" N50.

Final striping shall be placed per plans, field verification, and standards. If discrepancies arise prior to placing final striping, contact Kurt Glazier at 815/284-5478.

Construction layout shall include the contractor laying out stationing every 250' with lathe before any type of work begins on the project. It shall also include but not be limited to field verifying the striping stations and locations and providing the Resident with a copy.

Aggregate shoulders shall be placed around sideroads and entrances at the discretion of the Engineer. This will be paid for as AGGREGATE WEDGE SHOULDERS, TYPE B.

The contractor will be required to pave a 2' - 3' level binder wedge through sideroads when paving mainline level binder. This will be paid for at the contract unit price per Ton for LEVEL BINDER (MM).

All Borrow/Waste/Use sites must be approved by the Department prior to removing any material from the project or initiating any earthmoving activities, including temporary stockpiling outside the limits of construction.

Contractor shall repair spalls in the concrete bridge approach pavement on Argo Fay Road (SN 008-0034). Preparing and cleaning of patches shall be paid per Article 109.04. Repair shall consist of removing existing HMA and repair with level binder, hand method. Patch perimeter shall have a vertical face. If a vertical face is not present upon removal of asphalt, perimeter shall be saw cut a minimum of 2" depth or as directed by the Engineer.

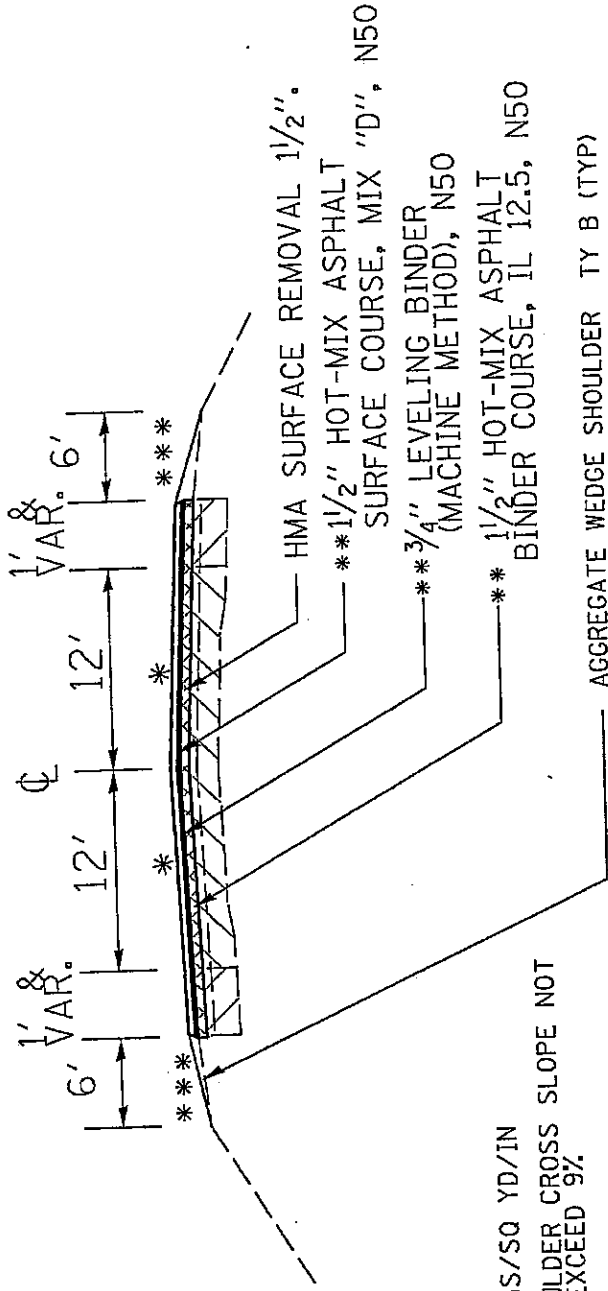
Delineators shall be installed as shown in Standard 635001, except that the post shall be rotated 180° and only metal-backed delineators shall be permitted.

When Pavement Patching, Type IV, 12" is being completed at the sideroad indicated in the plans, the Contractor shall only do half at a time so that the sideroad is never closed to traffic.

TYPICAL SECTION

IL 84

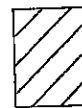
STA. 0+00 TO STA. 10+34 (1 1/2" MILLING)
 STA. 51+23 TO STA. 56+71 (1 1/2" MILLING)



**112 LBS/SQ YD/IN
 *** SHOULDER CROSS SLOPE NOT TO EXCEED 9%.



EXISTING PCC PAVEMENT 7.5 INCH WITH 6 INCH HMA OVERLAY



EXISTING HMA SHOULDER

* MAINTAIN EXISTING CROSS SLOPE OR 1/8" PER FOOT MIN.

AGGREGATE WEDGE SHOULDER TY B (TYP)

*FAP 308 (IL 84) & FAS 1084(2076,75 (ARGO FAY ROAD))
 ** (106,107RS-1&10IRS-1)

F.A. RATE	SECTION	COUNTY	TOTAL SHEETS	SHEET NO.
		CARROLL	52	8
FED. ROAD DIST. NO.			ILLINOIS FED. AID PROJECT	
			CONTRACT NO. 64E38	

STATE OF ILLINOIS
 DEPARTMENT OF TRANSPORTATION

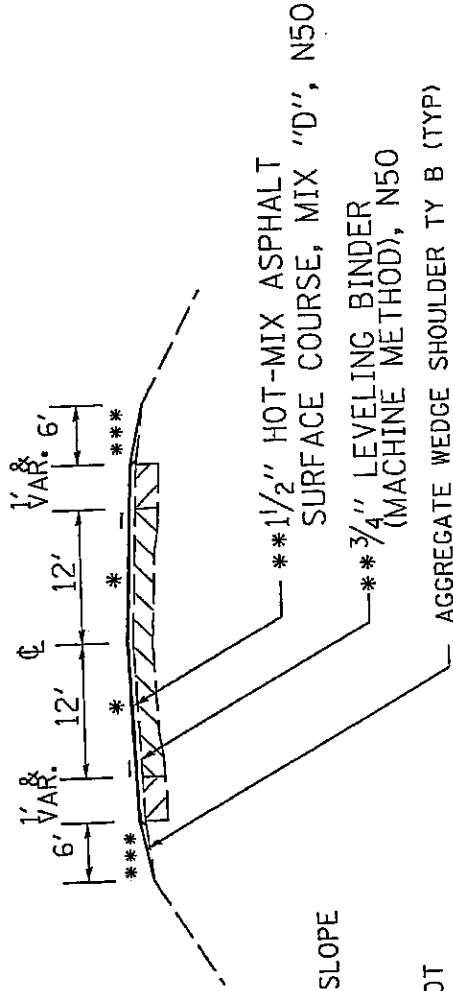
FILE NAME =
 D:\Projects\Corroll\64F38 IL 84 and Argo Fay Rd\Megh1 Project Files\New Final\64F38\eshl.dgn
 USER NAME = megh1j
 PLOT DATE = Fri Jan 29 08:53:59 2010

TYPICAL SECTIONS

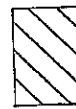
TYPICAL SECTION

IL 84

- STA. 10+34 TO STA. 51+23
- STA. 56+71 TO STA. 81+48
- STA. 124+40 TO STA. 138+27
- STA. 160+98 TO STA. 323+76
- STA. 382+52 TO STA. 457+51
- STA. 469+40 TO STA. 485+16



- * MAINTAIN EXISTING CROSS SLOPE OR $\frac{1}{8}$ " PER FOOT MIN.
- ** 112 LBS/SQ YD/IN
- *** SHOULDER CROSS SLOPE NOT TO EXCEED 9%.



EXISTING PCC PAVEMENT 7.5 INCH WITH 6 INCH HMA OVERLAY



EXISTING HMA SHOULDER

NOTE: STA. 323+76 TO STA. 382+52 (OMISSION)

*FAP 308 (IL 84) & FAS 1084/2076.75 (ARGO FAY ROAD)
 ** 1106,1071RS-1&101RS-1

F.A. RTE.	SECTION	COUNTY	TOTAL SHEETS	SHEET NO.
		CABROLL	62	9
FED. ROAD DIST. NO. ILLINOIS			CONTRACT NO. 64E38	

STATE OF ILLINOIS
 DEPARTMENT OF TRANSPORTATION

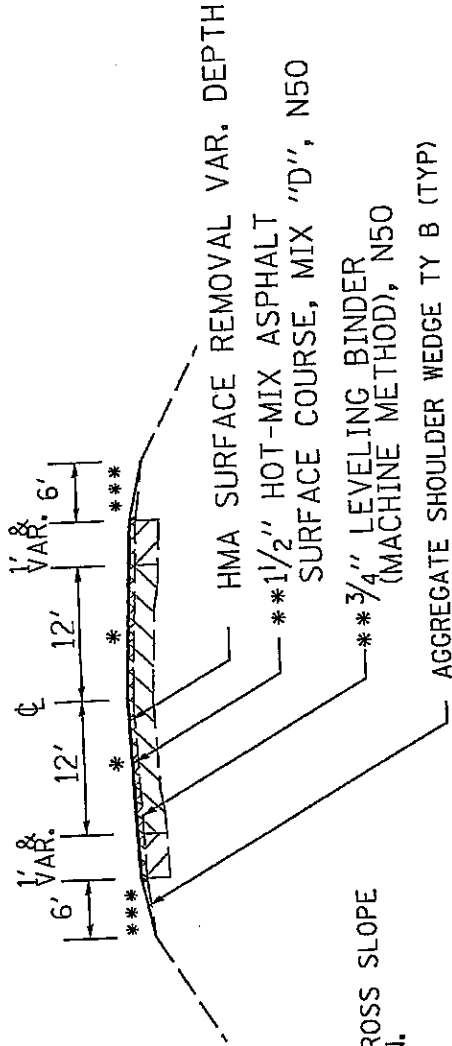
FILE NAME = G:\Projects\Corr\1184F38 IL 84 and Argo Fay Rd\Meglit Project Files\New Final\1184F38\1184F38.dwg
 USER NAME = meglitj
 PLOT DATE = Fri Jan 29 08:54:04 2010

TYPICAL SECTIONS

TYPICAL SECTION

IL 84

STA. 81+48 TO STA. 82+48 (0" TO 2 1/4" VAR. DEPTH MILLING)
 STA. 123+40 TO STA. 124+40 (2 1/4" TO 0" VAR. DEPTH MILLING)



- * MAINTAIN EXISTING CROSS SLOPE OR 1/8" PER FOOT MIN.
- ** 112 LBS/SQ YD/IN
- *** SHOULDER CROSS SLOPE NOT TO EXCEED 9%



EXISTING PCC PAVEMENT 7.5 INCH WITH 6 INCH HMA OVERLAY



EXISTING HMA SHOULDER

F.A. RTE.	SECTION	COUNTY	TOTAL SHEET SHEETS NO.
		CABRILL	62
			10
FED. ROAD DIST. NO. ILLINOIS FED. AID PROJECT			CONTRACT NO. 64E38

*FAP 308 (IL 84) & FAS 1084,2076,75 (ARGO FAY ROAD)
 ** (106,107)RS-1&1DIRS-1

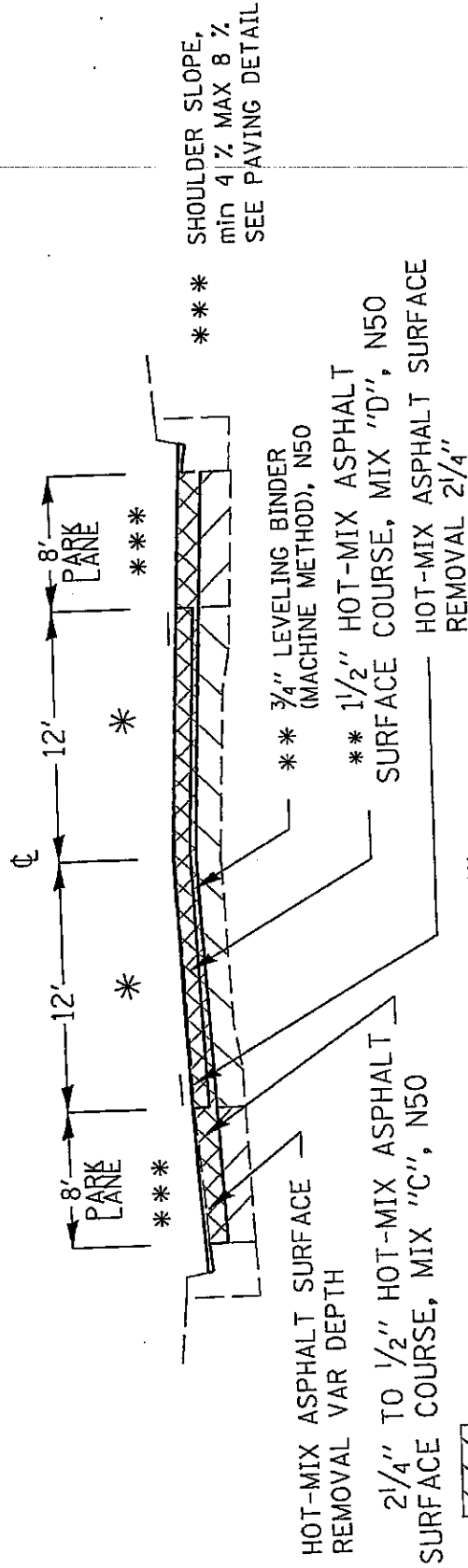
FILE NAME = D:\Projects\Carroll\64f38 IL 84 and Argo Fay Rd\Negt. Project Files\New Final Surf\1184\1184.mxd
 STATE OF ILLINOIS
 DEPARTMENT OF TRANSPORTATION
 USER NAME = meglj
 PLOT DATE = Fri Jan 29 08:57:52 2010

TYPICAL SECTIONS

TYPICAL SECTION

IL 84

STA. 82+48 TO STA. 123+40 (MILL 2 1/4")
see also PAVING DETAIL section A-A



* MAINTAIN EXISTING CROSS SLOPE
OR 3/16" MIN PER FOOT.

** 112 LBS/SQ YD/IN

*FAP 308 (IL 84) & FAS 1084.2076.75 (ARGO FAY ROAD)
** (106,107)RS-1&101RS-1

F.A. RATE	SECTION	COUNTY	TOTAL SHEETS	SHEET NO.
		CARROLL	52	11
CONTRACT NO. 64E38			FED. ROAD DIST. NO. ILLINOIS FED. AID PROJECT	

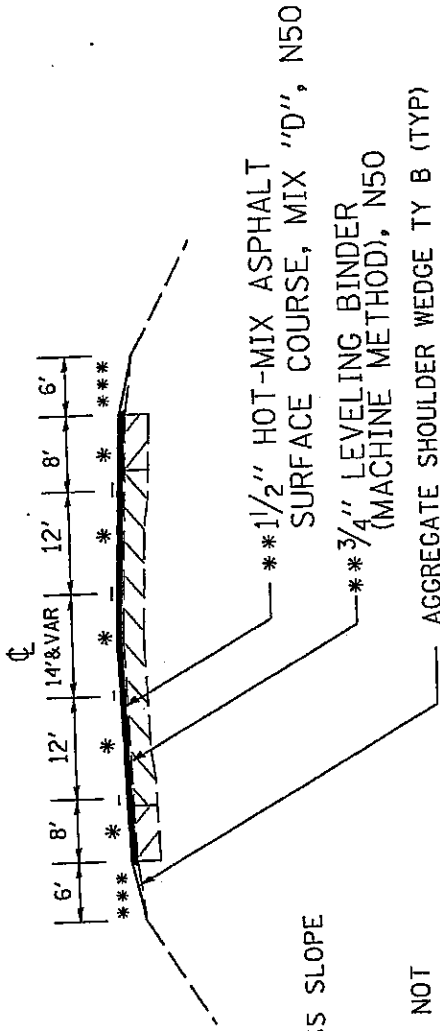
STATE OF ILLINOIS
DEPARTMENT OF TRANSPORTATION

FILE NAME =
D:\Projects\Corroll\64E38 IL 84 and Argo Fay Rd\Negl1 Project Files\New Final Surf\1184E38\1184E38.dwg
USER NAME = megl1j
PLOT DATE = Fri Jan 29 08:54:19 2010

- TYPICAL SECTIONS

TYPICAL SECTION

IL 84
 STA. 138+27 TO STA. 148+38
 STA. 155+98 TO STA. 160+98



- ** MAINTAIN EXISTING CROSS SLOPE OR 1/8" PER FOOT MIN.
- **112 LBS/SQ YD/IN
- *** SHOULDER CROSS SLOPE NOT TO EXCEED 9%

EXISTING PCC PAVEMENT 7.5 INCH WITH 6 INCH HMA OVERLAY

EXISTING HMA SHOULDER

*FAP 308 (IL 84) & FAS 1084,2076.75 (ARGO FAY ROAD)
 ** (106,107RS-1&10IRS-1)

F.A. RTE.	SECTION	COUNTY	TOTAL SHEETS	SHEET NO.
		CABOLL	62	12
CONTRACT NO. 64E38			FED. ROAD DIST. NO. - ILLINOIS FED. AID PROJECT	

STATE OF ILLINOIS
 DEPARTMENT OF TRANSPORTATION

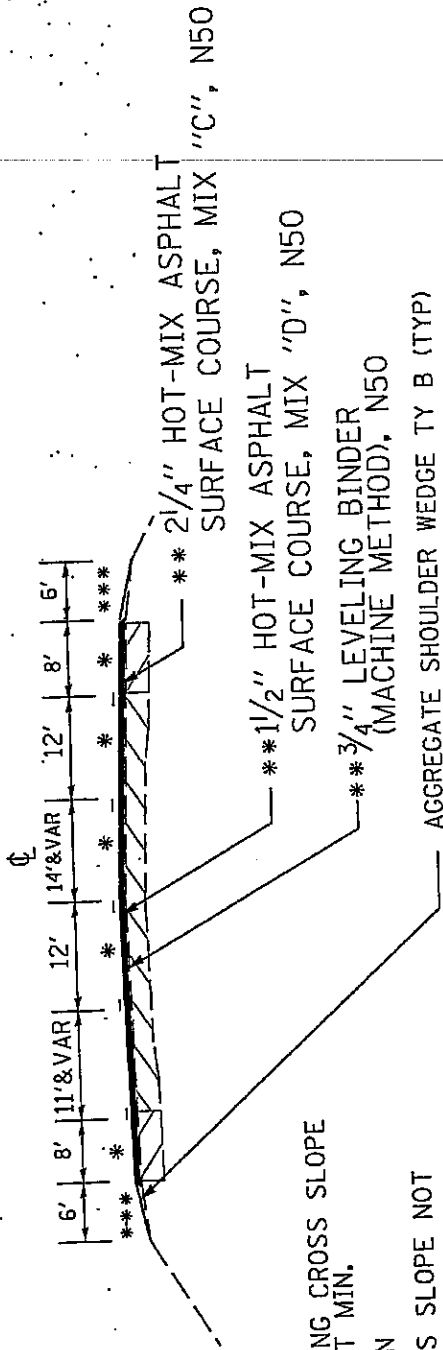
FILE NAME = D:\Projects\Carroll\64E38 IL 84 and Argo Fay Rd\High Project Files\New Final State\1084\inc\olden
 USER NAME = meglitj
 PLOT DATE = Fri Jan 29 08:54:25 2010

STATE OF ILLINOIS
 DEPARTMENT OF TRANSPORTATION

STATE OF ILLINOIS
 DEPARTMENT OF TRANSPORTATION

TYPICAL SECTION

IL 84
 STA. 148+38 TO STA. 155+98



- ** MAINTAIN EXISTING CROSS SLOPE OR $\frac{1}{8}$ " PER FOOT MIN.
- ** 112 LBS/SQ YD/IN
- ** SHOULD CROSS SLOPE NOT TO EXCEED 9%.



EXISTING PCC PAVEMENT 7.5 INCH WITH 6 INCH HMA OVERLAY



EXISTING HMA SHOULDER

*FAP 308 (IL 84) & FAS 1084:2076.75 (ARGO FAY ROAD)
 ** (106,107RS-1&10IRS-1)

F.A. RATE	SECTION	COUNTY	TOTAL SHEETS	SHEET NO.
		CARROLL	82	13
FED. ROAD DIST. NO. ILLINOIS FED. AID PROJECT			CONTRACT NO. 64E38	

STATE OF ILLINOIS
 DEPARTMENT OF TRANSPORTATION

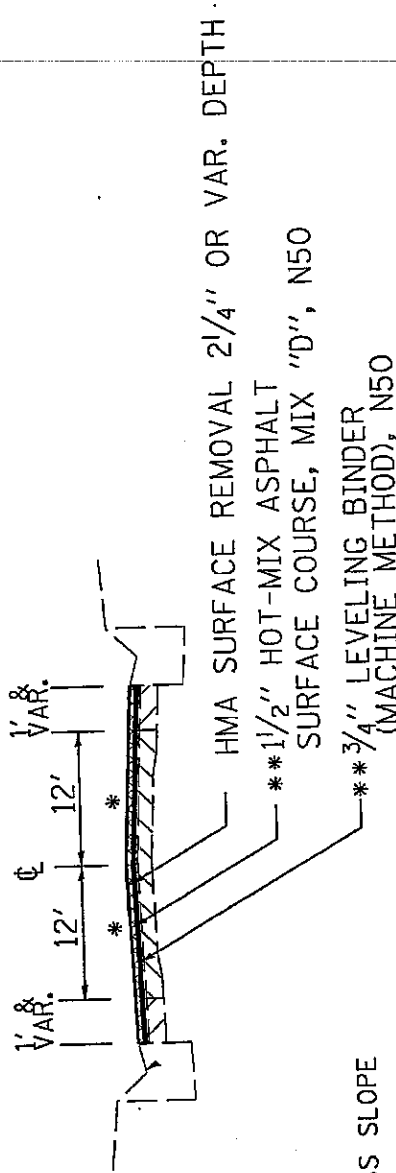
FILE NAME =
 C:\Projects\ACorroll\164F38 IL 84 and Argo Fay Rd\Regl Project F\164New Final Sub\164F38.dwg
 USER NAME = meghlj
 PLOT DATE = Fri Jan 29 08:54:31 2010

TYPICAL SECTIONS

TYPICAL SECTION

IL 84

- STA. 457+51 TO STA. 458+41 (0" to 2 1/4" VAR. DEPTH MILLING)
- STA. 458+41 TO STA. 467+92 (2 1/4" MILLING)
- STA. 468+02 TO STA. 468+50 (2 1/4" MILLING)
- STA. 468+50 TO STA. 469+40 (2 1/4" to 0" VAR. DEPTH MILLING)



- ** MAINTAIN EXISTING CROSS SLOPE OR 1/8" PER FOOT MIN.
- **112 LBS/SQ YD/IN
- *** SHOULDER CROSS SLOPE NOT TO EXCEED 9%

EXISTING PCC PAVEMENT 7.5 INCH WITH 6 INCH HMA OVERLAY

EXISTING HMA SHOULDER

NOTE: STA. 467+92 TO STA. 468+02 (RR OMISSION)

*FAP 308 (IL 84) & FAS 1084,2076,75 (ARGO FAY ROAD)
 ** (106,107RS-1&10IRS-1

F.A. RTE.	SECTION	COUNTY	TOTAL SHEET SHEETS
		CABROLL	82
			14
FED. ROAD DIST. NO.	ILLINOIS FED. AID PROJECT	CONTRACT NO.	54E38

STATE OF ILLINOIS
 DEPARTMENT OF TRANSPORTATION

FILE NAME =
 C:\Projects\Carroll1164F28 IL 84 and Argo Fay Rd\Negl1. Project Files\New Final Staff\1164F28.dwg
 USER NAME = megl11J

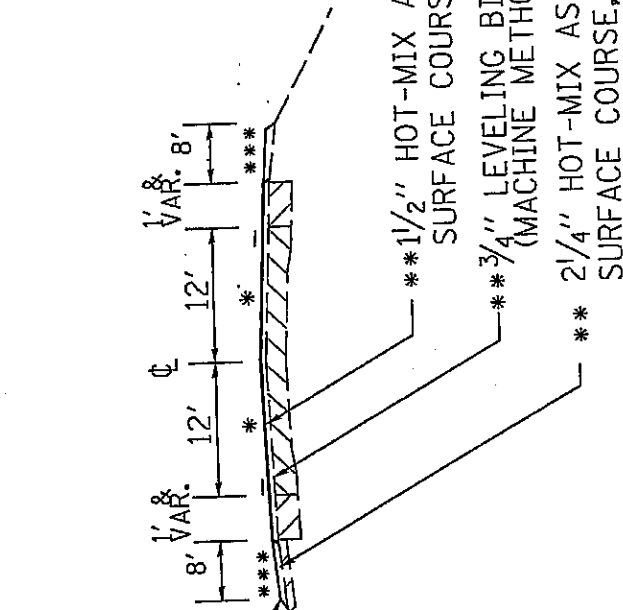
PLOT DATE = Fri, Jan 29 08:56:40 2010

TYPICAL SECTIONS

TYPICAL SECTION

IL 84

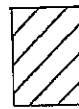
STA. 485+16 TO STA. 546+33



- * MAINTAIN EXISTING CROSS SLOPE OR 1/8" PER FOOT MIN.
- ** 112 LBS/SQ YD/IN
- *** SHOULDER CROSS SLOPE NOT TO EXCEED 9%.



EXISTING PCC PAVEMENT 7.5 INCH WITH 6 INCH HMA OVERLAY



EXISTING HMA SHOULDER

F.A. RTE.	SECTION	COUNTY	TOTAL SHEETS	SHEET NO.
		CARBOLL	62	15
FED. ROAD DIST. NO. ILLINOIS FED. AID PROJECT			CONTRACT NO. 64E38	

STATE OF ILLINOIS
DEPARTMENT OF TRANSPORTATION

FILE NAME = D:\Projects\Corroll\64E38 IL 84 and Argo Fey Rd\Hght Project Files\New Final Stuff\IL84Final.dgn
USER NAME = meglilj
PLOT DATE = Fri Jan 29 08:54:45 2010

EXISTING PCC PAVEMENT 7.5 INCH WITH 6 INCH HMA OVERLAY

EXISTING HMA SHOULDER

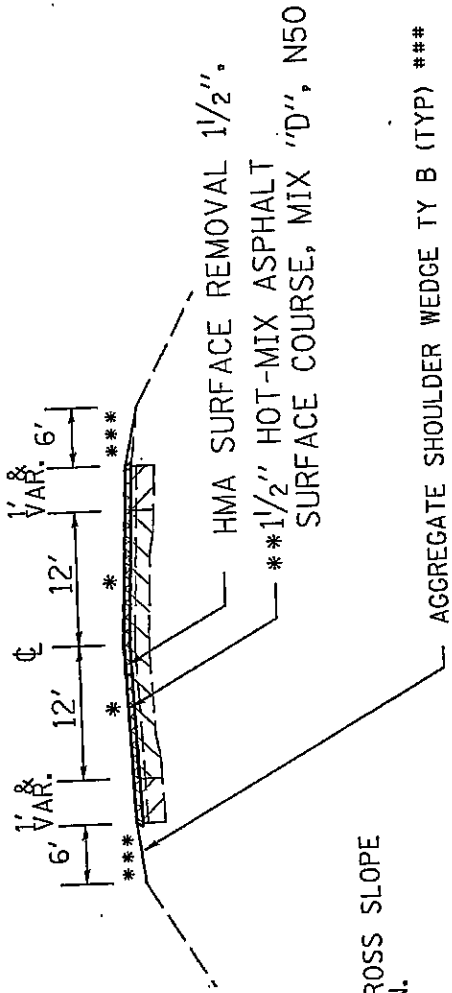
STATE OF ILLINOIS
DEPARTMENT OF TRANSPORTATION

FILE NAME = D:\Projects\Corroll\64E38 IL 84 and Argo Fey Rd\Hght Project Files\New Final Stuff\IL84Final.dgn
USER NAME = meglilj
PLOT DATE = Fri Jan 29 08:54:45 2010

TYPICAL SECTION

ARGO FAY ROAD

- STA. 0+20 TO STA. 98+15 (1 1/2" MILLING)
- STA. 100+50 TO STA. 142+31 (1 1/2" MILLING)
- STA. 146+20 TO STA. 356+27 (1 1/2" MILLING)
- STA. 362+16 TO STA. 402+57 (1 1/2" MILLING)



- *** MAINTAIN EXISTING CROSS SLOPE OR 1/8" PER FOOT MIN.
- *** 112 LBS/SQ YD/IN
- *** SHOULDER CROSS SLOPE NOT TO EXCEED 9%.

EXISTING PCC PAVEMENT 7.5 INCH WITH 6 INCH HMA OVERLAY

EXISTING HMA SHOULDER

*** SEE SCHEDULES FOR GUTTER SECTION DETAILS

*FAP 308 (IL 84) & FAS 108+2076.75 (ARGO FAY ROAD)
 ** (106,107)RS-1&10URS-1

F.A. R.T.E.	SECTION	COUNTY	TOTAL SHEETS	SHEET NO.
		CABROLL	52	16
FED. ROAD DIST. NO.			ILLINOIS FED. AID PROJECT	
			CONTRACT NO. 64F38	

STATE OF ILLINOIS
 DEPARTMENT OF TRANSPORTATION

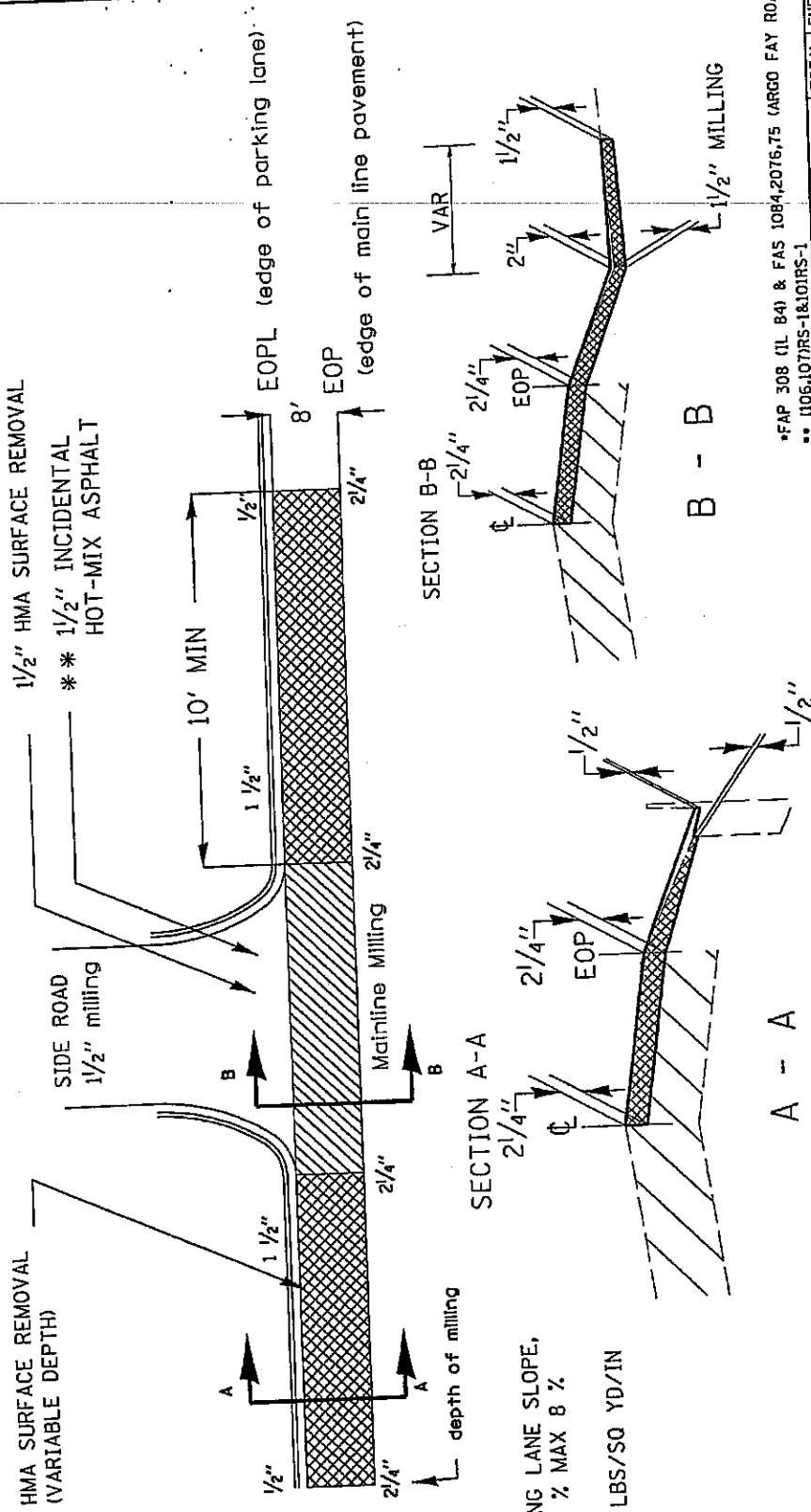
FILE NAME =
 USER NAME = meglhj
 PLOT DATE = Fri, Jan 29 08:54:52 2010

Project: \Corro11\64F38 IL 84 and Argo Fay Rd\Nsgl Project Files\New Final State\1084Final.dwg
 State of Illinois
 Department of Transportation

PAVING DETAIL

IL 84

Use at side roads when next to parking lanes

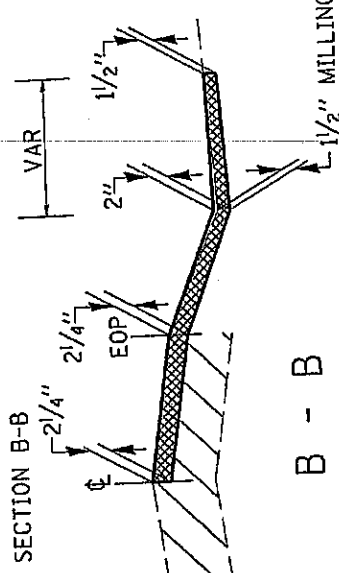


1/2" HMA SURFACE REMOVAL
 ** 1/2" INCIDENTAL
 HOT-MIX ASPHALT

HMA SURFACE REMOVAL
 (VARIABLE DEPTH)

1/2" SIDE ROAD
 1/2" milling
 10' MIN
 1/2"
 2/4"
 Mainline Milling
 2/4"
 8'
 2/4"
 EOP (edge of parking lane)
 EOP (edge of main line pavement)
 depth of milling

PARKING LANE SLOPE,
 min 4 % MAX 8 %
 ** 112 LBS/SQ YD/IN



*FAP 308 (IL 84) & FAS 1084,2076,75 (ARGO FAY ROAD)
 ** 106,107RS-1&10IRS-1

F.A. R.T.E.	SECTION	COUNTY	TOTAL SHEET SHEETS
	**	CARBOLL	52
			18
FED. ROAD DIST. NO. ILLINOIS FED. AID PROJECT			CONTRACT NO. 84E38

- TYPICAL SECTIONS

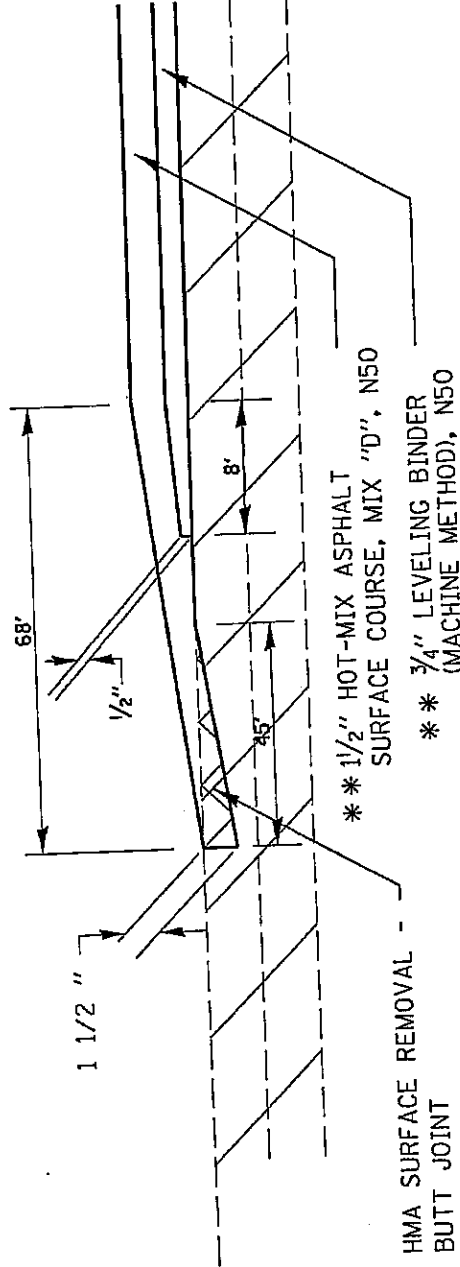
STATE OF ILLINOIS
 DEPARTMENT OF TRANSPORTATION

FILE NAME = Correl1164F38 IL 84 and Argo Fay Rd\magli Project Files\New Final Stuff\194F\magn
 USER NAME = magliJ
 PLOT DATE = Fri Jan 29 08:55:07 2010

TYPICAL TAPER

IL 84

STA -0+68 TO STA 0+00
 STA 546+33 TO STA 547+01



EXISTING PCC PAVEMENT 7.5 INCH WITH 6 INCH HMA OVERLAY



** 112 LBS/SQ YD/IN

*FAP 308 (IL 84) & FAS 1084,2076,75 (ARGO FAY ROAD)
 ** (106,107)RS-1&101RS-1

F.A. RTE.	SECTION	COUNTY	TOTAL SHEET SHEETS NO.
		CARROLL	62
			19
FED. ROAD DIST. NO.			CONTRACT NO. 64E3B
			ILLINOIS FED. AID PROJECT

STATE OF ILLINOIS
 DEPARTMENT OF TRANSPORTATION

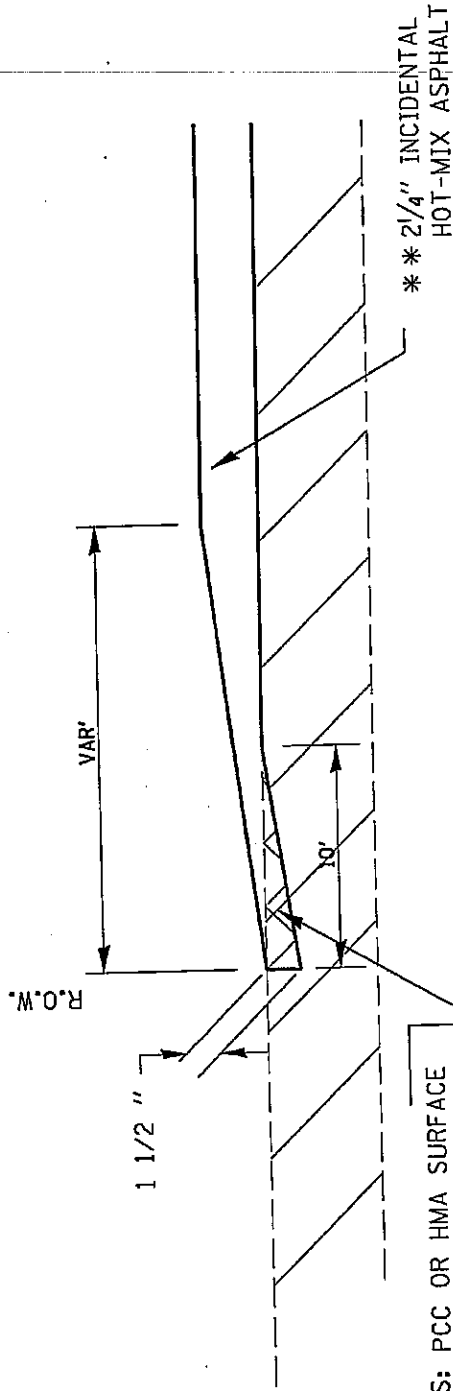
FILE NAME = D:\Projects\Carroll\64E3B IL 84 and Argo Fay Rd\HMA\Project Files\New Final Surf\11061019.mxd
 USER NAME = meglj
 PLOT DATE = Fri Jun 29 08:55:13 2010

TYPICAL SECTIONS

TYPICAL TAPER

IL 84

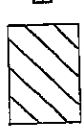
SIDE ROADS



* * 2 1/4" INCIDENTAL
HOT-MIX ASPHALT

SIDEROADS: PCC OR HMA SURFACE
REMOVAL - BUTT JOINT

ENTRANCES: SEE GENERAL NOTES



EXISTING PCC PAVEMENT

* * 112 LBS/SQ YD/IN

*FAP 308 (IL 84) & FAS 1084,2076,75 (ARGO FAY ROAD)
** (106,1070RS-1&10IRS-1

F.A. R.T.E.	SECTION	COUNTY	TOTAL SHEETS	SHEET NO.
	**	CARROLL	62	20
FED. ROAD DIST. NO. - ILLINOIS			CONTRACT NO. 64E38	

STATE OF ILLINOIS
DEPARTMENT OF TRANSPORTATION

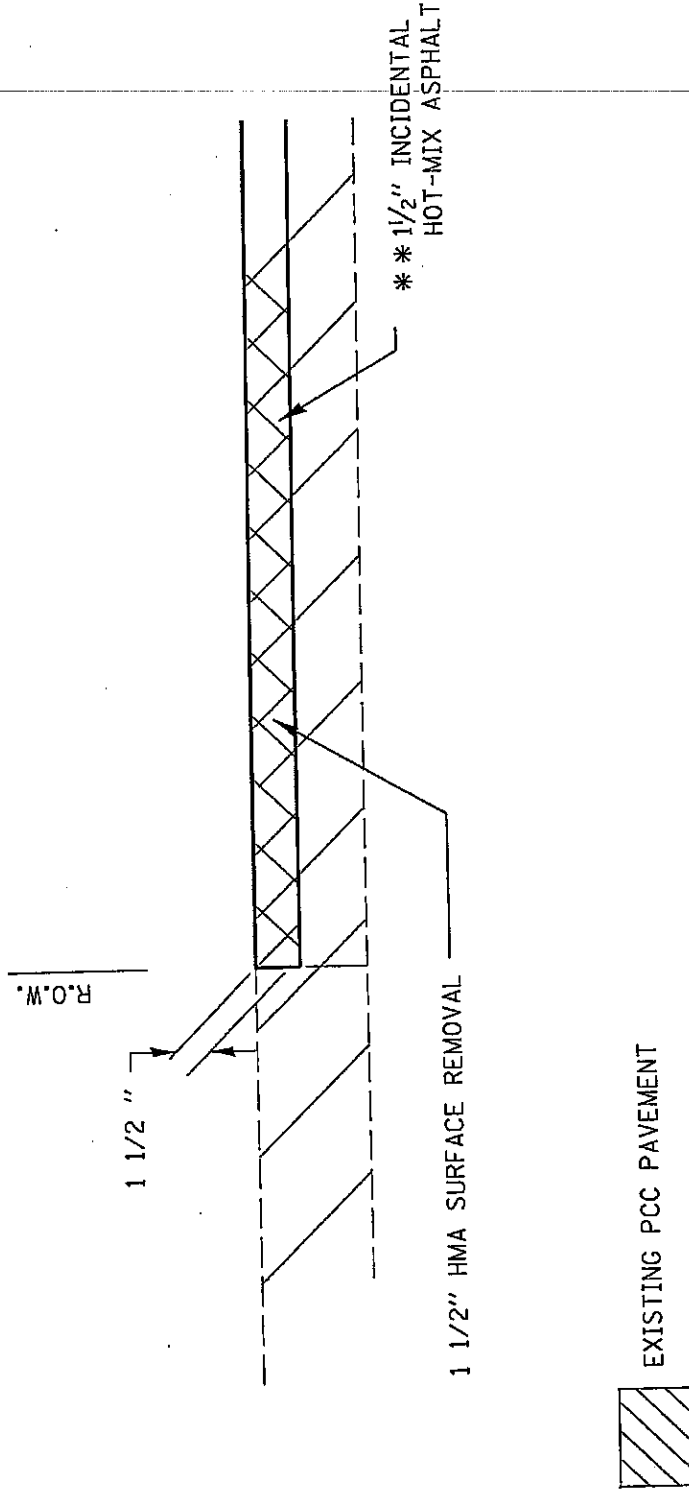
TYPICAL SECTIONS

FILE NAME = G:\Projects\Carrroll\64E38 IL 84 and Argo Fay Rd\High Projects Files\My Final\1061070RS-1&10IRS-1.dwg
USER NAME = mghtlj
PLOT DATE = Fri Jan 29 08:55:18 2010

TYPICAL TAPER

ARGO FAY ROAD

SIDE ROADS & DRIVEWAYS



*** 112 LBS/SQ YD/IN

*FAP 308 (IL 84) & FAS 1084,2076,75 (ARGO FAY ROAD)
 ** 1106,10785-1&101RS-1

F.A. RTE.	SECTION	COUNTY	TOTAL SHEETS	SHEET NO.
		CABROLL	62	21
FED. ROAD DIST. NO. ILLINOIS FED. AID PROJECT			CONTRACT NO. 64E38	

STATE OF ILLINOIS
 DEPARTMENT OF TRANSPORTATION

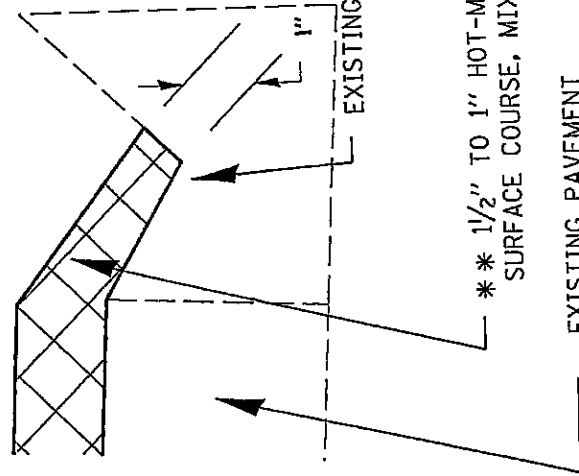
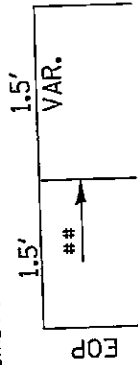
FILE NAME = D:\Projects\Carrroll\64F38 IL 84 and Argo Fay Rd\Meght Project Final\Surf\110610785-1\final.dwg
 USER NAME = meglj
 PLOT DATE = Fri, Jan 29 08:55:26 2010

TYPICAL SECTIONS

PAVING DETAIL within GUTTER SECTIONS

ARGO FAY ROAD

** LIMITS OF MILLING PAYMENT



** 1/2" TO 1" HOT-MIX ASPHALT SURFACE COURSE, MIX "C", N50

- STA. 0+20 TO STA. 2+20 LT & RT
- STA. 109+76 TO STA. 115+03 LT
- STA. 136+77 TO STA. 138+72 RT
- STA. 144+74 TO STA. 154+62 LT
- STA. 147+24 TO STA. 154+62 RT
- STA. 160+82 TO STA. 167+75 LT
- STA. 160+82 TO STA. 170+90 RT
- STA. 181+35 TO STA. 187+71 LT & RT
- STA. 260+68 TO STA. 262+28 LT
- STA. 300+78 TO STA. 304+73 LT
- STA. 311+67 TO STA. 315+08 RT
- STA. 311+67 TO STA. 314+52 LT
- STA. 317+18 TO STA. 321+24 RT

REMOVAL OF EXISTING HMA IN GUTTERS TO BE INCLUDED IN THE HMA SURF REM 1 1/2" QUANTITY

** 112 LBS/SQ YD/IN

*FAP 308 (IL 84) & FAS 1084,2076,75 (ARGO FAY ROAD)
** (106,107)RS-1&10IRS-1

FILE NAME = C:\Projects\Corro\11\ARGO FAY Road\Project Files\New Final\Staff\11\B4\meLjdn	COUNTY		TOTAL SHEETS
USER NAME = meglj	SECTION		SHEET NO.
PLOT DATE = Fri Jan 29 08:55:37 2010	F.A. RTE.		CARBOLL
	STATE OF ILLINOIS		62
	DEPARTMENT OF TRANSPORTATION		23
	FED. ROAD DIST. NO. = ILLINOIS		CONTRACT NO. 64F38

FAP 308 (IL 84) & FAS 1084, 2076, 75 (ARGO FAY ROAD)
 SECTION (106, 107)RS-1 & 101RS-1
 CARROLL COUNTY
 CONTRACT 64F38
 SHEET 24 OF 62

HOT-MIX ASPHALT SCHEDULE IL 84

Location	Station	Remarks	Length	Proposed Surface		44000158 HMA Surface Removal 2 1/4" Sq Yd	44000155 HMA Surface Removal 1 1/2" Sq Yd	44000198 HMA Surface Removal Var. Depth Sq Yd	40R03310 HMA Surf Cse, Mik "C", N50 Ton	40600990 Temporary Ramp Sq Yd	40600200 Bit Materials Prime Ct (2.99) Ton	40600300 Aggregate Prime Coat Ton	70300100 Short Term Pavement Marking Foot	70301000 Work Zone Pavement Marking Removal Sq Ft	40603335 HMA Surf Cse, Mik "D", N50 Ton	40600625 Leveling Blinder, (MM), N50 Ton	40603000 HMA Binder Cse IL-12.5, N50 Ton	48102100 Aggregate Shoulders Wedge Type B Ton								
				Width	Sq Yd																					
IL 84																										
Station -	0 - 68	0 + 0	68	26	186				30.1	0.11	0.3	20.4	2.3	16.5	11.0	292.7	16.8									
	0 + 0	10 + 34	1034	26	2987	2987.1			60.2	1.71	4.5	413.6	46.0	250.9	187.3	292.7	255.1									
	10 + 34	51 + 23	4089	26	11813				60.2	6.76	17.7	1226.7	136.3	992.3	661.5	155.1	1009.0									
	51 + 23	56 + 71	548	26	1683	1583.1				0.91	2.4	219.2	24.4	133.0	88.7	155.1	135.2									
	56 + 71	81 + 48	2477	26	7156					4.09	10.7	743.1	82.6	601.1	400.7		611.2									
	81 + 48	82 + 48	100	26	289			289.9		0.17	0.4	30.0	3.3	24.3	16.2		24.7									
	82 + 48	123 + 40	4092	40	18187	10912.0		7274.7		10.40	27.3	1636.8	181.9	916.6	611.1		24.7									
	123 + 40	124 + 40	100	26	289			289.9		0.17	0.4	30.0	3.3	24.3	16.2		24.7									
	124 + 40	138 + 27	1387	26	4007					2.29	6.0	416.1	46.2	336.6	224.4		342.3									
	138 + 27	143 + 42	515	40-55	2747					1.57	4.1	154.5	17.2	230.7	153.8		127.1									
	143 + 42	148 + 38	496	55-58	3141					1.80	4.7	148.8	16.5	263.9	175.9		122.4									
	148 + 38	152 + 98	460	82	3169					1.81	4.8	138.0	10.0	266.2	177.5		113.5									
	152 + 98	155 + 98	300	62-55	1967					1.12	3.0	80.0	16.7	224.0	149.3		74.0									
	155 + 98	160 + 98	500	55-40	2667					1.63	4.0	150.0	16.7	224.0	149.3		123.4									
	160 + 98	323 + 76	16278	26	47025					26.90	70.5	4883.4	542.6	3960.1	2683.4		4016.7									
	323 + 76	382 + 52	5876							12.39	32.5	2249.7	250.0	1819.8	1213.2		1850.4									
	382 + 52	457 + 51	7499	26	21664					0.15	0.4	36.0	4.0	21.8	14.6											
	457 + 51	458 + 41	90	26	260	2747.3		260.0	30.1	1.57	4.1	380.4	42.3	230.8	153.9											
	458 + 41	467 + 92	951	26	2747																					
	467 + 92	468 + 2	10	26	139	138.7			30.1	0.08	0.2	19.2	2.1	11.6	7.8		11.8									
	468 + 2	468 + 50	48	26	260			260.0		0.15	0.4	36.0	4.0	21.8	14.6		22.2									
	468 + 50	469 + 40	90	26	260					2.60	6.8	472.8	52.5	382.4	255.0		388.9									
	469 + 40	485 + 16	1576	26	4553					15.55	48.8	1835.1	203.9	1370.2	913.5		1509.4									
	485 + 16	546 + 33	6117	40	27187				1197.0	0.17	0.5	20.4	2.3	15.2	10.2		16.8									
	546 + 33	547 + 1	68	40	302				13.3	0.17	0.5	20.4	2.3	15.2	10.2		16.8									
									250								250.0									
Misc locations to be used as directed by Resident																										
IL 84 TOTAL																										
													54769	164334	13798.0	4570.2	8372.5	2115.7	506.9	246.5	15350.2	1705.6	12269.3	8179.5	447.9	11045.7

FAP 308 (IL 84) & FAS 1084, 2076, 75 (ARGO FAY ROAD)
 SECTION (106, 107)RS-1 & 101RS-1
 CARROLL COUNTY
 CONTRACT 64F38
 SHEET 25 OF 62

HOT-MIX ASPHALT SCHEDULE

ARGO FAY ROAD

Location	Remarks	Length	Proposed Surface		44000161 HMA Surface Removal 3" Sq Yd	44000155 HMA Surface Removal 1 1/2" Sq Yd	40600990 Temporary Ramp Sq Yd	40600200 Bit Materials Prime Ct Ton	40600300 Aggregate Prime Coat Ton	70300100 Short Term Pavement Marking Foot	70301000 Work Zone Pavement Marking Removal Sq Ft	40603335 HMA Surf Cse, Mix "D", N50 Ton	40603000 HMA Blinder Cse IL-12.5, N50 Ton	48102100 Aggregate Wedge Shoulders, Type B Ton
			Width	Sq Yd										
ARGO FAY ROAD														
Station - 98 + 15		9795	26	28297						1959.0	326.5	2376.9		1487.4
98 + 15 - 100 + 50	Bridge Omission	4181	26	12078	12078.4		18.1	4.15	18.1	836.2	139.4	1014.6		634.9
100 + 50 - 142 + 31		389	26	1124	1123.8		78.2	0.39	1.7	116.7	13.0	94.4	110.1	59.1
142 + 31 - 146 + 20	3" Milled Area	15994	26	46205	46204.9			15.86	69.3	3198.8	533.1	3881.2		2428.7
146 + 20 - 306 + 14		396	26	1144	1144.0			0.39	1.7	79.2	13.2	96.1		60.1
306 + 14 - 310 + 10	See Shldrs below		26											
HMA Shldrs within Stations above														
306 + 14 - 308 + 30	4' Shldr Lt (only)	216	4	96	96.0			0.03	0.1			8.9		
306 + 69 - 310 + 10	4' Shldr Rt (only)	341	4	152	151.6			0.05	0.2			14.0		
310 + 10 - 356 + 27		4617	26	13338	13338.0			4.68	20.0	923.4	153.9	1120.4		701.1
356 + 27 - 362 + 16	Addtl 1 1/2" Bndr	589	26	1702	3403.1			1.07	5.1	176.7	19.6	142.9	166.8	89.4
362 + 16 - 402 + 57		4041	26	11674	11674.0		18.1	4.01	17.5	808.2	134.7	980.6		613.6
Paving Details at Gutter Sections (only)														
+20 - 2 + 20	Lt & Rt	200	1.5	67	66.7			0.04	0.1			11.2		
109 + 76 - 115 + 3	Lt	527	1.5	88	87.8			0.05	0.1			7.4		
136 + 77 - 138 + 72	Rt	195	1.5	33	32.5			0.02	0.0			2.7		
144 + 74 - 154 + 62	Lt	988	1.5	165	164.7			0.09	0.2			13.8		
147 + 24 - 154 + 62	Rt	738	1.5	123	123.0			0.07	0.2			10.3		
160 + 82 - 167 + 75	Lt	693	1.5	116	115.5			0.10	0.3			14.1		
160 + 82 - 170 + 90	Rt	1008	1.5	168	168.0			0.12	0.3			35.6		
181 + 35 - 187 + 71	Lt & Rt	636	1.5	212	212.0			0.07	0.0			3.9		
260 + 88 - 262 + 28	Lt	140	1.5	23	23.3			0.01	0.0			11.1		
300 + 78 - 304 + 73	Lt	395	1.5	66	65.8			0.04	0.1			9.5		
311 + 67 - 315 + 8	Rt	341	1.5	57	56.8			0.03	0.1			8.0		
311 + 67 - 314 + 52	Lt	285	1.5	48	47.5			0.03	0.1			11.4		
317 + 18 - 321 + 24	Rt	406	1.5	68	67.7			0.04	0.1					250.0
Misc locations to be used as directed by Resident							250							
ARGO FAY RD TOTAL		47111		117040	1123.8	117618.0	364.4	40.94	178.1	8098.2	1333.4	9878.8	276.9	6324.4

FAP 308 (IL 84) &
 FAS 1084,2076,75 (ARGO FAY RD)
 SECTION (106,107)RS-1 & 101RS-1
 CARROLL COUNTY
 CONTRACT 64F38
 SHEET 26 OF 62

ENTRANCES & SIDEROADS

ILLINOIS 84

STATION	L/RT	REMARKS	OPENING @ E of PVMNT FT	DIST FROM EOP TO BACK OF RETURN FT	THROAT WIDTH FT	DIST. BEYOND THROAT	FINAL WIDTH FT	AREA SQ YD	40600625 L BINDER (MM), N60 TONS	40800050 INCIDENTAL HMA SURFACING TONS	40600200 BIT MATLS PRIME CT TONS	44000155 HMA SURF REM REMOVAL 1 1/2" SQ YD	40600982 HMA SURF REM BUTT JOINT SQ YD	40600990 TEMPORARY RAMP SQ YD
20 + 99	LT	AGGREGATE DRIVE	50	4	38		19.6			3.0	0.01			
21 + 17	RT	AGGREGATE DRIVE					0.0			0.0	0.00			
25 + 77	LT	AGGREGATE DRIVE	48	4	37		18.9			2.9	0.01			
29 + 7	LT	PE	70	16	30	20	8	131.1		20.2	0.04			
29 + 7	LT	W/ MAIL (w/ mailbox turnout)	19	4	17		8.0			1.2	0.00			
42 + 25	LT	CE (egg drive)	58	10	32		50.0			7.7	0.01			
54 + 8	LT	FE (egg drive)	77	7	77		59.9			9.2	0.02			
55 + 10	LT	PE	63	27	12		112.5			17.3	0.03			
55 + 10	LT	W/ MAIL BOX TURN OUT	109	5	109		60.6			9.3	0.02			
55 + 96	RT	FAIRHAVEN ST	87	29	27		183.7	2.4		28.3	0.05		95.0	21.0
68 + 8	RT	FE (agg apron)					0.0			0.0	0.00			
68 + 99	LT	FE (agg apron)					0.0			0.0	0.00			
69 + 99	LT	MBTO	109	4	109		48.4			7.5	0.01			
69 + 99	LT	BIT DRIVE	64	4	35	29	10	94.5		14.6	0.03			
74 + 40	LT	FIET ST	69	26	23		132.9	1.9		20.5	0.04		71.5	23.3
76 + 64	LT	PE apron (egg drive)	62	12	29		60.7			9.3	0.02			
77 + 40	RT	PE	65	26	12		111.2			17.1	0.03			
77 + 40	RT	W/ MAIL BOX TURN OUT	104	6	104		69.3			10.7	0.02			
78 + 71	LT	PE	60	14	22	18	20	105.8		16.3	0.03			
80 + 98	LT	LUCAS ST	66	12	34	16	25	119.1	1.8	18.3	0.03		54.2	25.3
81 + 19	RT	PE	55	14	31	20	21	124.7	14.0	19.2	0.04			
102 + 63	LT	SOUTH ST	45	15	29		61.7	1.2		6.9	0.02		61.7	26.6
105 + 99	RT	LOCUST ST	36	15	24		50.0	1.0		5.6	0.01		50.0	22.0
105 + 99	LT	LOCUST ST	33	7	28		23.7	1.0		2.7	0.01		23.7	25.7
109 + 55	RT	ARGO FAY RD	136	16	69		182.2	2.9		20.4	0.05		182.2	63.3
109 + 55	LT	MAIN ST	101	14	56		122.1	2.3		13.7	0.03		122.1	51.3

FAP 308 (IL 84) &
 FAS 1084,2076,75 (ARGO FAY RD)
 SECTION (108,107)RS-1 & 101RS-1
 CARROLL COUNTY
 CONTRACT 64F38
 SHEET 27 OF 62

ENTRANCES & SIDEROADS

ILLINOIS 84

STATION	L/RT	REMARKS	OPENING @ E of PAVMT FT	DIST FROM EOP TO BACK OF RETURN FT	THROAT WIDTH FT	DIST. BEYOND THROAT FT	FINAL WIDTH FT	AREA SQ YD	40600625 L BINDER (MM), NSO TONS	40800050 INCIDENTAL HMA SURFACING TONS	40600200 BIT MATLS PRIME CT TONS	44000155 HMA SURF REM REMOVAL 1 1/2" SQ YD	40600982 HMA SURF REM BUTT JOINT SQ YD	40600990 TEMPORARY RAMP SQ YD
112 + 72	LT	WALNUT ST	69	18	26		95.0	1.7	10.6	0.03	0.03	95.0		23.8
115 + 99	LT	NORTH ST	69	20	25		104.4	1.7	11.7	0.03	0.03	104.4		22.9
119 + 33	LT	MIDDLE ST	66	20	26		102.2	1.6	11.4	0.03	0.03	102.2		23.8
122 + 60	LT	WHITNEY ST	66	20	26		102.2	1.6	11.4	0.03	0.03	102.2		23.8
125 + 42	LT	BIT. APRON	65	21	28		108.5		16.7	0.03	0.03			
126 + 93	LT	PE	31	7	22	15	46.4		7.2	0.01	0.01			
127 + 51	LT	MBTO	124	7	120		94.9		14.6	0.03	0.03			
127 + 51	LT	PE	30	12	10		26.7		4.1	0.01	0.01			
128 + 99	LT	MBTO	93	9	92		92.5		14.2	0.03	0.03			
128 + 99	LT	PE	16	17	16		30.2		4.7	0.01	0.01			
129 + 84	LT	FE	36	6	25	19	57.3		8.8	0.02	0.02			
130 + 38	RT	AGGREGATE DRIVE	52	6	37		29.7		4.6	0.01	0.01			
131 + 55	LT	PE	25	18	14		39.0		6.0	0.01	0.01			
131 + 55	LT	W/ MAILBOX TURN OUT	87	7	87		67.7		10.4	0.02	0.02			
133 + 17	RT	PE	24	10	20		24.4		3.8	0.01	0.01			
133 + 17	RT	W/ MAILBOX TURN OUT	104	8	36		62.2		9.6	0.02	0.02			
133 + 54	LT	PE	21	20	15		40.0		6.2	0.01	0.01			
133 + 54	LT	W/ MAILBOX TURN OUT	91	8	26		52.0		8.0	0.01	0.01			
135 + 1	LT	Dirt Drive (House Being Built)	34	25	15		68.1		10.5	0.02	0.02			
135 + 77	RT	PE	36	15	25		50.8		7.8	0.01	0.01			
135 + 77	RT	W/ MAILBOX TURN OUT	105	7	105		81.7		12.6	0.02	0.02			
135 + 99	LT	PE	35	7	23	20	59.2		9.1	0.02	0.02			
136 + 52	LT	PE	23	20	12		38.9		6.0	0.01	0.01			
136 + 52	LT	W/ MAILBOX TURN OUT	94	6	94		62.7		9.7	0.02	0.02			
136 + 80	RT	FE	22	15	12		28.3		4.4	0.01	0.01			
136 + 80	RT	W/ MAILBOX TURN OUT	98	6	98		65.3		10.1	0.02	0.02			

FAP 308 (IL 84) &
 FAS 1084,2076,75 (ARGO FAY RD)
 SECTION (106,107)RS-1 & 101RS-1
 CARROLL COUNTY
 CONTRACT 64F38
 SHEET 28 OF 62

ENTRANCES & SIDEROADS

ILLINOIS 84

STATION	L/R	REMARKS	OPENING @ E OF PAVMT FT	DIST FROM EOP TO BACK OF RETURN FT	THROAT WIDTH FT	DIST. BEYOND THROAT FT	FINAL WIDTH FT	AREA SQ YD	40600625 L BINDER (MM), NSO TONS	40800050 INCIDENTAL HMA SURFACING TONS	40600200 BIT MATLS PRIME CT TONS	44000155 HMA SURF REMOVAL 1 1/2" SQ YD	40600982 HMA SURF REM BUTT JOINT SQ YD	40600990 TEMPORARY RAMP SQ YD
137 + 85	RT	PE	40	7	27	14	14	57.9		8.9	0.02			
139 + 15	RT	PE	30	21	11			47.8		7.4	0.01			
141 + 14	RT	PE	33	15	13			38.3		5.9	0.01			
149 + 50	RT	ONE MILE ROAD	Var.	190	Var.			2920.0	15.0	449.7	0.84		84.9	42.3
149 + 50	LT	ONE MILE ROAD	150	90	24			870.0	4.2	134.0	0.25		57.4	29.4
152 + 26	RT	PE	31	22	15			56.2		8.7	0.02			
153 + 56	RT	PE	29	20	18			52.2		8.0	0.01			
161 + 56	LT	CE	95	7	90	21	37	220.1		33.9	0.06			
163 + 48	RT	FE						0.0		0.0	0.00			
164 + 83	RT	MBTO	115	5	48			45.3		7.0	0.01			
165 + 17	LT	SAND BURR RD	76	16	38	11	26	140.4	2.1	21.6	0.04		69.3	26.3
165 + 20	RT	MBTO	105	5	75			50.0		7.7	0.01			
167 + 50	LT	PE	36	21	13	5	13	64.4		9.9	0.02			
169 + 46	RT	MBTO	110	5	45			43.1		6.6	0.01			
169 + 46	LT	PE	34	10	17	17	17	60.4		9.3	0.02			
172 + 55	RT	MBTO	112	4	47			35.3		5.4	0.01			
172 + 65	LT	PE	36	28	12			74.7		11.5	0.02			
174 + 47	LT	PE	33	27	14			70.5		10.9	0.02			
175 + 0	RT	MBTO	105	5	45			41.7		6.4	0.01			
175 + 6	LT	PE	35	28	11			71.6		11.0	0.02			
175 + 58	LT	PE	34	24	12			61.3		9.4	0.02			
177 + 4	RT	PE	37	14	14			39.7		6.1	0.01			
177 + 4	RT	W/MAILBOX TURN OUT	89	4	89			39.6		6.1	0.01			
177 + 4	LT	PE	33	16	14			41.8		6.4	0.01			
178 + 35	RT	MBTO	85	4	85			37.8		5.8	0.01			
178 + 43	LT	PE	50	27	12			93.0		14.3	0.03			

FAP 308 (IL 84) &
 FAS 1084,2076.75 (ARGO FAY RD)
 SECTION (106,107)RS-1 & 101RS-1
 CARROLL COUNTY
 CONTRACT 64F38
 SHEET 29 OF 62

ENTRANCES & SIDEROADS

ILLINOIS 84

STATION	L/RT	REMARKS	OPENING @ E of PVMNT FT	DIST FROM EOP TO BACK OF RETURN FT	THROAT WIDTH FT	DIST. BEYOND THROAT	FINAL WIDTH FT	AREA SQ. YD	40600625 L BINDER (MM), N50 TONS	40800050 INCIDENTAL HMA SURFACING TONS	40600200 BIT MATLS PRIME CT TONS	44000155 HMA SURF REM REMOVAL 1 1/2" SQ. YD	40600982 HMA SURF REM BUTT JOINT SQ. YD	40600990 TEMPORARY RAMP SQ. YD
179 + 21	LT	PE	33	28	10			66.9		10.3	0.02			
179 + 82	LT	PE	37	17	12			46.3		7.1	0.01			
179 + 82	RT	PE	44	27	10			81.0		12.5	0.02			
179 + 82	RT	W/ MAILBOX TURN OUT	60	4	60			26.7		4.1	0.01			
181 + 20	RT	MBTO	95	5	40			37.5		5.8	0.01			
181 + 52	LT	PE	38	28	10			74.7		11.5	0.02			
182 + 49	LT	PE	35	28	10			70.0		10.8	0.02			
185 + 50	RT	MBTO	90	5	43			36.9		5.7	0.01			
185 + 73	LT	PE	34	28	10			68.4		10.5	0.02			
189 + 22	RT	PE	52	38	12			135.1		20.8	0.04			
189 + 55	RT	MBTO	92	5	35			35.3		5.4	0.01			
190 + 20	LT	PE	34	25	12			63.9		9.8	0.02			
190 + 39	RT	PE	32	25	16			66.7		10.3	0.02			
190 + 39	RT	W/ MAILBOX TURN OUT	99	5	99			55.0		8.5	0.02			
191 + 74	LT	PE	32	25	12			61.1		9.4	0.02			
193 + 0	RT	MBTO	89	5	89			49.4		7.6	0.01			
193 + 18	LT	PE	34	28	12			71.6		11.0	0.02			
195 + 44	LT	PE	33	26	10			62.1		9.6	0.02			
195 + 44	LT	W/ MAILBOX TURN OUT	75	5	75			41.7		6.4	0.01			
195 + 44	RT	MBTO	89	5	89			49.4		7.6	0.01			
196 + 54	RT	MBTO	89	5	89			49.4		7.6	0.01			
196 + 94	LT	PE	51	27	10			91.5		14.1	0.03			
198 + 30	RT	MBTO	99	5	39			38.3		5.9	0.01			
198 + 49	LT	PE	51	27	12			94.5		14.6	0.03			
199 + 95	RT	MBTO	71	5	21			25.6		3.9	0.01			
200 + 63	LT	PE	60	20	12	18.3	12	104.4		16.1	0.03			

FAP 308 (IL 84) &
 FAS 1084,2076,75 (ARGO FAY RD)
 SECTION (106,107)RS-1 & 101RS-1
 CARROLL COUNTY
 CONTRACT 64H38
 SHEET 30 OF 62

ENTRANCES & SIDEROADS

ILLINOIS 84

STATION	L/RT	REMARKS	OPENING @ E of P/MAINT FT	DIST FROM EOP TO BACK OF RETURN	THROAT WIDTH FT	DIST. BEYOND THROAT	FINAL WIDTH FT	AREA SQ. YD	40600625 L BINDER (MM), N50 TONS	40800050 INCIDENTAL HMA SURFACING TONS	40600200 BIT MATLS PRIME CT TONS	44000155 HMA SURF REM REMOVAL 1 1/2" SQ. YD	40600982 HMA SURF REM BUTT JOINT SQ. YD	40600990 TEMPORARY RAMP SQ. YD
200 + 63	LT	W/ MAILBOX TURN OUT	15	8	12		12.0			1.8	0.00			
201 + 80	RT	MBTO	79	5	39		32.8			5.0	0.01			
203 + 43	RT	MBTO	75	5	29		28.9			4.4	0.01			
205 + 96	LT	PE	29	27	11		60.0			9.2	0.02			
207 + 9	LT	PE	36	27	12		72.0			11.1	0.02			
207 + 11	RT	MBTO	69	5	29		27.2			4.2	0.01			
208 + 50	LT	PE	48	17	10	15	71.4			11.0	0.02			
209 + 9	RT	PE	84	36	16	13	223.1			34.4	0.06			
209 + 9	RT	W/ MAILBOX TURN OUT	119	5	84		56.4			8.7	0.02			
209 + 95	LT	PE	68	37	27		195.3			30.1	0.06			
210 + 38	LT	PE	64	21	27		106.2			16.3	0.03			
211 + 1	LT	PE	68	37	27		195.3			30.1	0.06			
212 + 3	RT	PE	64	21	27		106.2			16.3	0.03			
213 + 52	RT	PE	55	22	24		96.6			14.9	0.03			
215 + 73	RT	PE	37	29	10		75.7			11.7	0.02			
215 + 73	RT	W/ MAILBOX TURN OUT	60	5	60		33.3			5.1	0.01			
216 + 20	LT	TWO MILE ROAD	54	20	29	10	124.4		1.5	19.2	0.04		47.7	29.3
217 + 37	RT	PE	39	27	12		76.5			11.8	0.02			
217 + 37	RT	W/ MAILBOX TURN OUT	60	5	27		24.2			3.7	0.01			
219 + 25	RT	MBTO	73	5	29		28.3			4.4	0.01			
219 + 35	LT	PE	51	27	16		100.5			15.5	0.03			
221 + 43	LT	PE	48	15	14	12	70.3			10.8	0.02			
221 + 55	RT	MBTO	69	5	30		27.5			4.2	0.01			
222 + 27	LT	PE	50	27	18		102.0			15.7	0.03			
225 + 85	LT	Gravel field entrance					0.0			0.0	0.00			
226 + 31	RT	PE	30	30	14		73.3			11.3	0.02			

FAP 308 (IL 84) &
 FAS 1084.2076.75 (ARGO FAY RD)
 SECTION (106,107)RS-1 & 101RS-1
 CARROLL COUNTY
 CONTRACT 84F38
 SHEET 31 OF 62

ENTRANCES & SIDEROADS

ILLINOIS 84

STATION	L/R	REMARKS	OPENING @ E of PAVMT FT	DIST FROM EOP TO BACK OF RETURN FT	THROAT WIDTH FT	DIST. BEYOND THROAT	FINAL WIDTH FT	AREA SQ YD	40600625 L BINDER (MM), N50 TONS	40800050 INCIDENTAL HMA SURFACING TONS	40600200 BIT MATLS PRIME CT TONS	44000155 HMA SURF REM REMOVAL 1 1/2" SQ YD	40600982 HMA SURF REM BUTT JOINT SQ YD	40600990 TEMPORARY RAMP SQ YD
226 + 31	RT	W/ MAILBOX TURN OUT	75	5	30			29.2		4.5	0.01			
226 + 87	LT	PE	36	28	12			74.7		11.5	0.02			
230 + 0	RT	MBTO	113	5	113			62.8		9.7	0.02			
230 + 14	LT	PE	35	32	10			80.0		12.3	0.02			
233 + 51	LT	PE	53	27	14			100.5		15.5	0.03			
233 + 65	RT	MBTO	117	5	50			46.4		7.1	0.01			
236 + 67	RT	PE	47	22	14			74.6		11.5	0.02			
237 + 37	RT	PE	31	27	12			64.5		9.9	0.02			
237 + 37	RT	W/ MAILBOX TURN OUT	70	5	70			38.9		6.0	0.01			
238 + 88	RT	PE	30	27	14			66.0		10.2	0.02			
238 + 88	RT	W/ MAILBOX TURN OUT	70	5	70			38.9		6.0	0.01			
239 + 94	RT	PE	53	29	12			104.7		16.1	0.03			
240 + 75	RT	PE	35	27	14			73.5		11.3	0.02			
241 + 29	RT	PE	39	23	12			65.2		10.0	0.02			
242 + 75	LT	Gravel field entrance						0.0		0.0	0.00			
243 + 36	RT	PE	30	27	14			66.0		10.2	0.02			
243 + 36	RT	W/ MAILBOX TURN OUT	66	5	66			36.7		5.6	0.01			
253 + 50	RT	FE						0.0		0.0	0.00			
255 + 70	RT	MBTO	99	5	99			55.0		8.5	0.02			
255 + 84	RT	PE	35	27	12			70.5		10.9	0.02			
256 + 21	LT	MBTO	69	5	27			26.7		4.1	0.01			
256 + 59	LT	PE	52	8	30	20	12	83.1		12.8	0.02			
257 + 20	RT	MBTO	35	6	27			20.7		3.2	0.01			
259 + 32	RT	MBTO	71	5	71			39.4		6.1	0.01			
259 + 42	LT	PE	34	14	15	12	15	58.1		8.9	0.02			
260 + 83	RT	MBTO	112	4	112			49.8		7.7	0.01			

FAP 308 (IL 84) &
 FAS 1084.2076.75 (ARGO FAY RD)
 SECTION (106,107)RS-1 & 101RS-1
 CARROLL COUNTY
 CONTRACT 64F38
 SHEET 32 OF 62

ENTRANCES & SIDEROADS

ILLINOIS 84

STATION	L/R	REMARKS	OPENING @ E of P/MT FT	DIST FROM EOP TO BACK OF RETURN FT	THROAT WIDTH FT	DIST. BEYOND THROAT FT	FINAL WIDTH FT	AREA SQ YD	40600625 L BINDER (MM), N50 TONS	40800050 INCIDENTAL HMA SURFACING TONS	40600200 BIT MATLS PRIME CT TONS	44000155 HMA SURF REM REMOVAL 1 1/2" SQ YD	40600982 HMA SURF REM BUTT JOINT SQ YD	40600980 TEMPORARY RAMP SQ YD
260 + 96	LT	MBTO	53	4	35		19.6			3.0	0.01			
269 + 91	LT	THREE MILE ROAD	220	95	48		1414.4	6.2	217.8		0.40		290.3	48.5
269 + 91	RT	THREE MILE ROAD	70	28	28		152.4	2.0	23.5		0.04		106.2	28.3
272 + 3	LT	CE	75	20	35	24	208.9		32.2		0.06			
277 + 20	LT	FE (agg)					0.0		0.0		0.00			
278 + 67	RT	PE	68	20	12	20	115.6		17.8		0.03			
280 + 94	RT	PE	20	20	12	18	59.6		9.2		0.02			
280 + 94	RT	W/ MAILBOX TURN OUT	100	5	100		55.6		8.6		0.02			
284 + 97	LT	COLONY RD	54	12	19		48.7	1.5	7.5		0.01		52.0	19.2
286 + 22	RT	CE	60	24	26		114.7		17.7		0.03			
286 + 22	RT	W/ MAILBOX TURN OUT	136	5	136		75.6		11.6		0.02			
289 + 67	RT	PE - DUAL DRIVEWAYS	97	5	87	9	133.6		20.6		0.04			
292 + 44	RT	PE	30	11	22		31.8		4.9		0.01			
292 + 44	RT	W/ MAILBOX TURN OUT	100	5	100		55.6		8.6		0.02			
297 + 90	LT	CE - Golf course	52	5	38	24	91.7	1.5	14.1		0.03			
299 + 14	RT	FE	41	12	12		35.3		5.4		0.01			
299 + 14	RT	W/ MAILBOX TURN OUT	105	5	41		40.6		6.2		0.01			
302 + 89	RT	PE	64	5	33	20	78.1		12.0		0.02			
305 + 79	RT	PE	69	5	33	22	84.6		13.0		0.02			
306 + 53	RT	PE (agg)					0.0		0.0		0.00			
307 + 62	RT	PE	34	25	12		63.9		9.8		0.02			
307 + 62	RT	W/ MAILBOX TURN OUT	91	4	91		40.4		6.2		0.01			
310 + 31	RT	PE	30	24	14		58.7		9.0		0.02			
310 + 31	RT	W/ MAILBOX TURN OUT	91	5	91		50.6		7.8		0.01			
311 + 64	LT	PE	38	6	26	20	63.6		9.8		0.02			
312 + 12	RT	PE	33	21	12		52.5		8.1		0.02			

FAP 308 (IL 84) &
 FAS 1084.2076.75 (ARGO FAY RD)
 SECTION (106,107)RS-1 & 101RS-1
 CARROLL COUNTY
 CONTRACT 84F38
 SHEET 33 OF 62

ENTRANCES & SIDEROADS

ILLINOIS 84

STATION	L/RT	REMARKS	OPENING @ E of P/MT FT	DIST FROM EOP TO BACK OF RETURN FT	THROAT WIDTH FT	DIST. BEYOND THROAT FT	FINAL WIDTH FT	AREA SQ. YD.	40600625 L BINDER (MM), N50 TONS	40800050 INCIDENTAL HMA SURFACING TONS	40600200 BIT MATLS PRIME CT TONS	44000155 HMA SURF REM REMOVAL 1 1/2" SQ. YD.	40600982 HMA SURF REM BUTT JOINT SQ. YD.	40600990 TEMPORARY RAMP SQ. YD.
312 + 12	RT	W/ MAILBOX TURN OUT	137	5	137			76.1		11.7	0.02			
314 + 84	LT	PE	54	12	19	8	12	62.4		9.6	0.02			
321 + 7	RT	CE	68	7	53	19	30	134.7		20.7	0.04			
321 + 95	RT	PE	50	28	15			101.1		15.6	0.03			
384 + 94	RT	PE	40	27	17			85.5		13.2	0.02			
394 + 73	LT	PE	39	33	12			93.5		14.4	0.03			
395 + 42	RT	MBTO	112	4	112			49.8		7.7	0.01			
396 + 36	LT	PE	37	12	28			43.3		6.7	0.01			
398 + 50	LT	PE	30	27	12			63.0		9.7	0.02			
399 + 14	RT	CE	130	32	35			293.3		45.2	0.08			
399 + 51	LT	RIVER VIEW RD	143	54	31			522.0	4.0	80.4	0.15		101.8	31.3
402 + 29	LT	CE	62	29	25			140.2		21.6	0.04			
405 + 49	LT	CE	68	32	30			174.2		26.8	0.05			
409 + 84	LT	CE	69	31	30			170.5		26.3	0.05			
414 + 16	LT	CE	55	30	20			125.0		19.3	0.04			
416 + 10	LT	CE	70	30	30			166.7		25.7	0.05			
421 + 2	LT	CE	72	30	30.5			170.8		26.3	0.05			
427 + 48	RT	CE	52	27.5	21			111.5		17.2	0.03			
430 + 50	LT	CE	70	30	30			166.7		25.7	0.05			
435 + 20	LT	PE	44	21	25			80.5		12.4	0.02			
435 + 20	LT	W/ MAILBOX TURN OUT	112	4	112			49.8		7.7	0.01			
435 + 30	RT	PE	27	22	10			45.2		7.0	0.01			
435 + 30	RT	W/ MAILBOX TURN OUT	112	4	112			49.8		7.7	0.01			
439 + 17	LT	CE	74	29	34			174.0		26.8	0.05			
439 + 71	RT	CE	59	26.5	22			119.3		18.4	0.03			
447 + 93	LT	CE	74	29	34			174.0		26.8	0.05			

FAP 308 (IL 84) &
 FAS 1084,2076,75 (ARGO FAY RD)
 SECTION (106,107)RS-1 & 101RS-1
 CARROLL COUNTY
 CONTRACT 64F38
 SHEET 34 OF 62

ENTRANCES & SIDEROADS

ILLINOIS 84

STATION	L/R	REMARKS	OPENING @ E OF PAVMT FT	DIST FROM EOP TO BACK OF RETURN	THROAT WIDTH FT	DIST. BEYOND THROAT	FINAL WIDTH FT	AREA SQ. YD	40600625 L BINDER (MM), N50 TONS	40800050 INCIDENTAL HMA SURFACING TONS	40600200 BIT MATLS PRIME CT TONS	44000155 HMA SURF REM REMOVAL 1 1/2" SQ. YD	40600982 HMA SURF REM BUTT JOINT SQ. YD	40600990 TEMPORARY RAMP SQ. YD
453 + 75	RT	AIRPORT RD	100	42	24			289.3	2.8	44.6	0.08		82.3	24.3
454 + 93	RT	PE	37	24	18			73.3		11.3	0.02			
456 + 62	RT	CE	73	28	36			189.6		26.1	0.05			
456 + 58	RT	PE	33	24	15			64.0		9.9	0.02			
456 + 68	RT	W/ MAILBOX TURN OUT	84	4	84			37.3		5.7	0.01			
459 + 68	RT	PE	28	23	12			51.1		7.9	0.01			
459 + 56	RT	W/ MAILBOX TURN OUT	93	4	93			41.3		6.4	0.01			
460 + 71	RT	PE	35	25	12			65.3		10.1	0.02			
460 + 71	RT	W/ MAILBOX TURN OUT	93	4	93			41.3		6.4	0.01			
461 + 84	RT	WALKER ST	80	32	32			199.1	2.2	30.7	0.06		93.2	32.4
464 + 60	RT	MARTINS DR	84	28.6	32			184.3	2.4	28.4	0.05		97.5	32.4
470 + 17	LT	PE	46	27.5	9			84.0		12.9	0.02			
475 + 64	RT	MBTO	112	4	112			49.8		7.7	0.01			
477 + 27	RT	PE	56	28	22			121.3		18.7	0.03			
479 + 22	RT	PE	33	23	11			56.2		8.7	0.02			
479 + 22	RT	MBTO	30	4	30			13.3		2.1	0.00			
480 + 95	RT	PE	47	27	9.5			84.8		13.1	0.02			
481 + 54	RT	PE	35	23	12			60.1		9.2	0.02			
482 + 90	RT	PE	30	24	10.5			54.0		8.3	0.02			
483 + 51	RT	POWER LAB RD	98	31	40			237.7	2.7	36.6	0.07		108.3	40.4
485 + 74	RT	PE	32	25	11			59.7		9.2	0.02			
496 + 5	RT	PE	30	19	11			43.3		6.7	0.01			
498 + 58	RT	PE	41	23	16			72.8		11.2	0.02			
501 + 19	RT	PE	25	23	12			47.3		7.3	0.01			
503 + 16	RT	CE	51	22	26			94.1		14.5	0.03			
508 + 12	RT	CE	66	53	28			279.7		43.1	0.08			

FAP 308 (IL 84) &
 FAS 1084.2076.75 (ARGO FAY RD)
 SECTION (106,107)RS-1 & 101RS-1
 CARROLL COUNTY
 CONTRACT 64F38
 SHEET 35 OF 62

ENTRANCES & SIDEROADS

ILLINOIS 84

STATION	L/Rt	REMARKS	OPENING @ E of P/MNT FT	DIST FROM EOP TO BACK OF RETURN FT	THROAT WIDTH FT	DIST. BEYOND THROAT FT	FINAL WIDTH FT	AREA SQ. YD.	40600625 L BINDER (MM), N50 TONS	40800050 INCIDENTAL HMA SURFACING TONS	40600200 BIT MATLS PRIME CT TONS	44000155 HMA SURF REM REMOVAL 1 1/2" SQ. YD.	40600982 HMA SURF REM BUTT JOINT SQ. YD.	40600990 TEMPORARY RAMP SQ. YD.
509 + 94	RT	PE	38	22	16		66.0		10.2	0.02				
511 + 97	RT	PE	31	20	13		48.9		7.5	0.01				
512 + 47	LT	CE	91	37	23		234.3		36.1	0.07				
518 + 54	RT	FE	25	20	14		43.3		6.7	0.01				
520 + 73	LT	FE	25	20	25		55.6		8.6	0.02				
522 + 73	LT	PE	36	21	12		56.0		8.6	0.02				
523 + 9	RT	PE	35	23	15		63.9		9.8	0.02				
525 + 16	LT	CE	52	33	28		146.7		22.6	0.04				
525 + 18	RT	PE	33	23	13		58.8		9.1	0.02				
527 + 0	RT	CE	49.5	27	23		108.8		16.7	0.03				
527 + 0	LT	CE	52	38	33		179.4		27.6	0.05				
527 + 74	RT	CE	48	26	18.5		96.1		14.8	0.03				
528 + 77	LT	PE	37	35	19		108.9		16.8	0.03				
529 + 54	RT	CE	44	31.5	25		120.8		18.6	0.03				
529 + 83	LT	CE	48	23.5	31		103.1		15.9	0.03				
530 + 32	RT	CE	42.5	25	22.5		90.3		13.9	0.03				
531 + 1	LT	CE	51	26	21		104.0		16.0	0.03				
531 + 99	LT	CE	85	72	13		392.0		60.4	0.11				
534 + 27	RT	CE	47	27	38		127.5		19.6	0.04				
535 + 8	RT	CE	44	32	25		122.7		18.9	0.04				
537 + 43		DOTY ROAD	76	28	27		163.3	2.2	25.2	0.05			117.0	27.3
ILLINOIS 84 TOTALS									85.4	3900.1	7.3	843.6	1528.6	764.2

FAP 308 (IL 84) &
 FAS 1084, 2076, 75 (ARGO FAY ROAD)
 SECTION: (106, 107)RS-1 & 101RS-1
 CARROLL COUNTY
 CONTRACT #64F38
 SHEET 36 OF 62

SIDERoads & ENTRANCES

ARGO FAY ROAD

STATION	L/RT	REMARKS	OPENING @ EDGE OF PAVEMENT FT	DISTANCE FROM EOP TO BACK OF RETURN	THROAT WIDTH FT	DISTANCE BEYOND THROAT	FINAL WIDTH FT	AREA SQ YD	INCIDENTAL HMA SURFACING TONS	40800050	40600200	44000155	40600990
											BIT MTRL PRIME CT TONS	HMA SURF REMOVAL 1 1/2" SQ YD	TEMPORARY RAMP SQ YD
2 + 78	RT	For sale or rent	100	18	72			172.0	19.3	40600200	0.05		
3 + 11	RT	Post # 1025	54	13	22	15	17	87.4	9.8		0.03		
12 + 04	LT	FE											
13 + 11	LT	M.B.T.	131	7	68			77.4	8.7		0.02		
13 + 61	RT	P.E. 10874	63	24	16			105.3	11.8		0.03		
20 + 6	LT	FE											
24 + 84	RT	FE											
29 + 53	LT	MBT & PE 11179	63	6	44			35.7	4.0		0.01		
33 + 4	RT	P.E. 11246	86	14	31			91.0	10.2		0.03		
38 + 25	LT	FE											
43 + 18	RT	FE											
51 + 71	LT	MBT 11844	112	6	50			54.0	6.0		0.02		
54 + 75	RT	FE											
67 + 00	LT	MBT	30	3	20			8.3	0.9		0.00		
67 + 25	RT	P.E. 11844	50	17	12	18	12	82.6	9.2		0.03		
71 + 18	RT	F.E. exiting HMA	64	8	40			46.2	5.2		0.01		
87 + 52	RT	P.E. 12276 WEST	93	26	64			226.8	25.4		0.07		
88 + 26	LT	MBT 12276	124	6	60			61.3	6.9		0.02		
89 + 00	RT	P.E. 12276 EAST	60	15	13			60.8	6.8		0.02		
91 + 43	LT	SCENIC BLUFF RD.	100	32	26			246.4	27.6		0.08	246.4	34.4
91 + 43	RT	FE											
95 + 15	RT	MBT & PE 12468	91	7	30	14	20	85.9	9.6		0.03		
104 + 70	LT	F.E. exiting HMA	36	14	15	16	15	66.3	7.4		0.02		
109 + 13	LT	F.E. wing exiting HMA	85	3	85			28.3	3.2		0.01		
110 + 97	RT	P.E. 12734	55	20	18	14	18	109.1	12.2		0.03		
114 + 84	RT	MBT 12826	118	7	36			59.9	6.7		0.02		
115 + 22	LT	P.E. 12807	33	14	14	11	11	51.8	5.8		0.02		
115 + 44	LT	MBT 12807	44	7	28			28.0	3.1		0.01		
115 + 86	RT	P.E. 12826	60	14	12	20	12	82.7	9.3		0.03		
116 + 89	LT	MBT 12851	72	9	59			65.5	7.3		0.02		
117 + 39	LT	P.E. 12851	47	14	12	13	12	63.2	7.1		0.02		
117 + 77	RT	SCENIC BLUFF RD	79	31	26			180.8	20.3		0.06	180.8	26.7
119 + 22	LT	FE											
120 + 24	RT	CEMETARY ENTRANCE	60	15	10	20	10	80.6	9.0		0.03		

SIDEROADS & ENTRANCES

ARGO FAY ROAD

FAP 308 (IL 84) &
 FAS 1084, 2076, 75 (ARGO FAY ROAD)
 SECTION: (106, 107)RS-1 & 101RS-1
 CARROLL COUNTY
 CONTRACT #64F38
 SHEET 37 OF 62

STATION	L/Rt	REMARKS	OPENING @ EDGE OF PAVEMENT FT	DISTANCE FROM EOP TO BACK OF RETURN OF RETURN	THROAT WIDTH FT	DISTANCE BEYOND THROAT	FINAL WIDTH FT	AREA SQ YD	40800050 INCIDENTAL HMA SURFACING TONS	40600200 BIT MTRL PRIME CT TONS	44000155 HMA SURF REMOVAL 1 1/2" SQ YD	40600990 TEMPORARY RAMP SQ YD
120 + 99	RT	FE										
126 + 67	LT	FE										
128 + 46	RT	FE										
135 + 87	RT	FE										
135 + 87	LT	FE										
137 + 06	LT	FE										
138 + 60	RT	PE 13252										
139 + 70	RT	THOMSON RD	125	58	25		483.3	54.1	0.02	55.6	28.3	
145 + 62	RT	SIDE ROAD	110	50	20		361.1	40.4	0.02	48.9	26.0	
145 + 96	RT	FE										
146 + 89	LT	FE										
153 + 38	RT	MBT 13518	70	4	38		24.0	2.7	0.01			
154 + 62	LT	FE										
155 + 47	RT	FE										
159 + 96	RT	FE 13640										
169 + 9	RT	F.E. Exsiting HMA	60	6	40		33.3	3.7	0.01			
169 + 9	LT	FE										
171 + 40	RT	FE										
176 + 02	RT	FE HMA	108	7	60		65.3	7.3	0.02			
176 + 02	LT	FE										
176 + 75	RT	FE HMA	55	4	25		17.8	2.0	0.01			
177 + 06	LT	FE										
192 + 42	RT	FE										
195 + 61	RT	FE										
198 + 78	RT	IDEAL RD.	97	40	26		273.3	30.6	0.09	273.3	22.9	
198 + 78	LT	DEAD END RD	135	7	100		91.4	10.2	0.03	91.4	84.0	
201 + 93	LT	FE										
208 + 08	RT	FE										
209 + 32	RT	MBT 14730	55	7	40		36.9	4.1	0.01			
209 + 32	RT	P.E. 14730	45	15	20		54.2	6.1	0.02			
209 + 60	LT	FE										
211 + 89	RT	FE										
216 + 15	LT	FE										
218 + 38	RT	PE & MBT 14818	72	7	67	16	124.3	13.9	0.04			

FAP 308 (IL 84) &
 FAS 1084, 2076, 75 (ARGO FAY ROAD)
 SECTION: (106, 107)RS-1 & 101RS-1
 CARROLL COUNTY
 CONTRACT #64F38
 SHEET 38 OF 62

SIDEROADS & ENTRANCES

ARGO FAY ROAD

STATION	L/Rt	REMARKS	OPENING @ EDGE OF PAVEMENT FT	DISTANCE FROM EOP TO BACK OF RETURN	THROAT WIDTH FT	DISTANCE BEYOND THROAT	FINAL WIDTH FT	AREA SQ. YD	40800050 INCIDENTAL HMA SURFACING TONS	40600200 BIT MTRL PRIME CT TONS	44000155 HMA SURF REMOVAL 1 1/2" SQ YD	40600990 TEMPORARY RAMP SQ. YD
220 + 93	LT	FE										
229 + 00	RT	FE										
230 + 89	RT	YORK CENTER RD	90	40	24			253.3	28.4	0.08	253.3	22.9
230 + 89	LT	FE										
236 + 61	RT	CE 15080 & 15084	93	36	40			266.0	29.8	0.08		
237 + 48	LT	FE										
243 + 42	RT	MBT	112	5	90			56.1	6.3	0.02		
243 + 78	LT	FE	60	7	22			31.9	3.6	0.01		
245 + 02	RT	FE										
245 + 86	LT	FE										
250 + 99	LT	FE										
250 + 99	RT	PE 15354	52	10	23	24	14	91.0	10.2	0.03		
252 + 43	RT	MBT 15354	97	6	56			50.7	5.7	0.02		
252 + 54	LT	FE										
253 + 06	RT	FE										
258 + 44	RT	MBT 15492	67	7	38			40.8	4.6	0.01		
258 + 44	RT	P.E. 15492	50	12	12	17	10	62.1	7.0	0.02		
261 + 44	RT	MBT 15550	77	7	48			48.6	5.4	0.02		
261 + 72	LT	FE 15549										
261 + 99	RT	P.E. 15550	58	25	13			98.6	11.0	0.03		
264 + 13	LT	KING RD.	81	28	24			163.3	18.3	0.05	163.3	26.0
265 + 15	RT	FE										
269 + 91	RT	PE & MBT HMA 15717	98	7	50	8	36	95.8	10.7	0.03		
269 + 91	LT	FE										
277 + 67	RT	FE										
278 + 21	RT	MBT 15859	114	8	58			76.4	8.6	0.02		
278 + 21	LT	P.E. 15859	60	17	14	10	14	85.4	9.6	0.03		
281 + 27	LT	FE										
282 + 79	RT	P.E. 15952	70	12	45			76.7	8.6	0.02		
283 + 26	RT	MBT 15952	76	7	46			47.4	5.3	0.01		
283 + 97	RT	FE										
292 + 22	RT	FE										
301 + 26	LT	PE										
302 + 33	RT	MBT 16295	120	7	64			71.6	8.0	0.02		

FAP 308 (IL 84) &
 FAS 1084, 2076, 75 (ARGO FAY ROAD)
 SECTION: (106, 107)RS-1 & 101RS-1
 CARROLL COUNTY
 CONTRACT #64F38
 SHEET 39 OF 62

SIDEROADS & ENTRANCES

ARGO FAY ROAD

STATION	L/Rt	REMARKS	OPENING @ EDGE OF PAVEMENT FT	DISTANCE FROM EOP TO BACK OF RETURN OF RETURN	THROAT WIDTH FT	DISTANCE BEYOND THROAT	FINAL WIDTH FT	AREA SQ. YD	40800050 INCIDENTAL HMA SURFACING TONS	40600200 BIT MTRL PRIME CT TONS	44000155 HMA SURF REMOVAL 1 1/2" SQ YD	40600990 TEMPORARY RAMP SQ. YD
306 + 35	LT	MULTI/P.E. ENTRANCE	230	7	200			167.2	18.7	0.05		
306 + 35	LT	P.E. 16351 W.	24	21	10			39.7	4.4	0.01		
307 + 4	LT	P.E. 16351 E.	26	21	11			43.2	4.8	0.01		
307 + 50	LT	P.E. 16405 W.	27	21	10			43.2	4.8	0.01		
308 + 13	LT	P.E. 16405 E.	25	21	10			40.8	4.6	0.01		
310 + 1	RT	MBT 16396	143	7	118			101.5	11.4	0.03		
310 + 77	LT	FE										
310 + 77	RT	FE										
312 + 17	RT	DLB./P.E. 16396	48	26	24			104.0	11.6	0.03		
312 + 54	LT	FE										
313 + 35	RT	WIDE SHOULDER	136	5	136			75.6	8.5	0.02		
314 + 2	RT	P.E. 16396	33	16	12	12		56.0	6.3	0.02		
314 + 33	LT	PE 16455 & 16508	58	29	18			122.4	13.7	0.04		
314 + 52	RT	WIDE SHOULDER HMA	41	6	30			23.7	2.7	0.01		
314 + 63	RT	PE										
316 + 6	LT	MANUFACTURING Dr.	72	28	25			150.9	16.9	0.05	150.9	22.2
316 + 12	RT	PE 16588, 16576, & 16582	46	17	17	12		78.8	8.8	0.02		
317 + 18	RT	MULT/MBT	128	11	90			133.2	14.9	0.04		
317 + 40	LT	WIDE SHOULDER HMA	80	6	80			53.3	6.0	0.02		
317 + 40	LT	P.E. 16583	37	20	14	7		67.6	7.6	0.02		
318 + 7	LT	WIDE SHOULDER HMA	151	3	151			50.3	5.6	0.02		
318 + 7	LT	P.E. 16623	38	23	10			61.3	6.9	0.02		
318 + 66	LT	OIL VALLEY SCHOOL RD	85	30	25			183.3	20.5	0.06	183.3	23.7
319 + 23	RT	PE beyond C&G 16628										
325 + 66	LT	Big Cut Rd	100	17	45	16		198.3	22.2	0.06	198.3	45.8
326 + 79	LT	Cemetery Entrance	38	10	11			27.2	3.0	0.01		
327 + 82	LT	FE dirt										
329 + 72	RT	FE dirt										
341 + 13	RT	MBTO	67	4	47	15		73.7	8.3	0.02		
342 + 24	LT	FE dirt										
348 + 36	LT	FE dirt										
350 + 28	RT	Golding Rd.	68	29	17			136.9	15.3	0.04	136.9	19.9
350 + 28	LT	FE										
352 + 11	LT	PE w/ MBTO	62	4	41	12		59.6	6.7	0.02		

SIDERoads & ENTRANCES

ARGO FAY ROAD

FAP 308 (IL 84) &
 FAS 1084, 2076, 75 (ARGO FAY ROAD)
 SECTION: (106, 107)RS-1 & 101RS-1
 CARROLL COUNTY
 CONTRACT #64F38
 SHEET 40 OF 62

STATION	L/Rt	REMARKS	OPENING @ EDGE OF PAVEMENT FT	DISTANCE FROM EOP TO BACK OF RETURN	THROAT WIDTH FT	DISTANCE BEYOND THROAT	FINAL WIDTH FT	AREA SQ YD	40800050 INCIDENTAL HMA SURFACING TONS	40600200 BIT MTRL PRIME CT TONS	44000155 HMA SURF REMOVAL 1 1/2" SQ YD	40600990 TEMPORARY RAMP SQ YD
361 + 60	LT	FE dirt										
363 + 17	LT	MBTO	51	4	36							
363 + 77	LT	PE	52	7	36	15	11	73.4	8.2	0.02		
376 + 14	LT	FE	138	6	35	13	13	92.3	10.3	0.03		
380 + 38	LT	MBTO	35	7	21			21.8	2.4	0.01		
381 + 9	RT	PE	53	4	35	8	10	39.6	4.4	0.01		
ARGO FAY ROAD TOTALS									868.8	2.2	1982.5	382.7

PATCHING SCHEDULE

IL 84

FAP 308 (IL 84) &
 FAS 1084, 2076, 75 (ARGO FAY ROAD)
 SECTION: (106, 107)RS-1 & 101RS-1
 CARROLL COUNTY
 CONTRACT #64F38
 SHEET 41 OF 62

13 FOOT LANE WIDTH				44002228		40601005	
STATION	REMARKS	LENGTH OF PATCH		HMA REMOVAL OVER PATCHES, 7"		HMA REPLACEMENT OVER PATCHES	
		SOUTH BND (foot)	NORTH BND (foot)	SOUTH BND (yd ²)	NORTH BND (yd ²)	SOUTH BND (Ton)	NORTH BND (Ton)
	IL 84						
681 + 39		50	60	73.7	88.1	29.91	35.77
718 + 35		4	12	7.2	18.8	2.93	7.62
740 + 15		20		30.3		12.32	
750 + 68		5	5	8.7	8.7	3.52	3.52
769 + 22		6	6	10.1	10.1	4.11	4.11
772 + 68		6	6	10.1	10.1	4.11	4.11
782 + 68		12	150	18.8	218.1	7.62	88.55
784 + 78		15	4	23.1	7.2	9.38	2.93
788 + 43		4	8	7.2	13.0	2.93	5.28
790 + 18		4	6	7.2	10.1	2.93	4.11
797 + 18		4	9	7.2	14.4	2.93	5.86
798 + 18		6	8	10.1	13.0	4.11	5.28
800 + 18		30	6	44.8	10.1	18.18	4.11
802 + 68		4		7.2		2.93	
803 + 68		12	12	18.8	18.8	7.62	7.62
805 + 68		6	6	10.1	10.1	4.11	4.11
812 + 43		6	12	10.1	18.8	4.11	7.62
812 + 93		8	6	13.0	10.1	5.28	4.11
823 + 18			20		30.3		12.32
826 + 68		6	25	10.1	37.6	4.11	15.25
831 + 68		6	6	10.1	10.1	4.11	4.11
833 + 88		4	4	7.2	7.2	2.93	2.93
836 + 18			40		59.2		24.04
838 + 18		6	6	10.1	10.1	4.11	4.11
843 + 18			20		30.3		12.32
846 + 68		6	6	10.1	10.1	4.11	4.11
867 + 98		4	6	7.2	10.1	2.93	4.11
874 + 68		6	8	10.1	13.0	4.11	5.28
878 + 18		9	6	14.4	10.1	5.86	4.11
880 + 28			8		13.0		5.28
888 + 18		4	10	7.2	15.9	2.93	6.45
899 + 68		9	9	14.4	14.4	5.86	5.86
903 + 18		6	6	10.1	10.1	4.11	4.11
906 + 28			14		21.7		8.80
908 + 18		8	8	13.0	13.0	5.28	5.28
912 + 68		12	55	18.8	80.9	7.62	32.84
SUBTOTALS				460.8	876.8	187.1	356.0
TOTALS				1337.6		543.0	

PATCHING SCHEDULE

ARGO FAY ROAD

FAP 308 (IL 84) &
 FAS 1084, 2076, 75 (ARGO FAY ROAD)
 SECTION: (106, 107)RS-1 & 101RS-1
 CARROLL COUNTY
 CONTRACT #64F38
 SHEET 42 OF 62

13 FOOT LANE WIDTH				44002228		40601005	
STATION	REMARKS	LENGTH OF PATCH		HMA REMOVAL OVER PATCHES, 7"		HMA REPLACEMENT OVER PATCHES	
		SOUTH BND (foot)	NORTH BND (foot)	SOUTH BND (yd ²)	NORTH BND (yd ²)	SOUTH BND (Ton)	NORTH BND (Ton)
	ARGO FAY						
0 + 00	Centerline IL 84						
0 + 66		12	8	18.8	13.0	7.62	5.28
0 + 98		8	8	13.0	13.0	5.28	5.28
1 + 20		8	8	13.0	13.0	5.28	5.28
2 + 13		12	12	18.8	18.8	7.62	7.62
5 + 60		6	6	10.1	10.1	4.11	4.11
8 + 8		4	6	7.2	10.1	2.93	4.11
9 + 60		6	6	10.1	10.1	4.11	4.11
11 + 72		6	4	10.1	7.2	4.11	2.93
14 + 16		6	6	10.1	10.1	4.11	4.11
15 + 94		4	6	7.2	10.1	2.93	4.11
18 + 65		8	8	13.0	13.0	5.28	5.28
21 + 38		6	6	10.1	10.1	4.11	4.11
22 + 14		6	4	10.1	7.2	4.11	2.93
23 + 65		4	6	7.2	10.1	2.93	4.11
29 + 89		6	6	10.1	10.1	4.11	4.11
33 + 90		4	4	7.2	7.2	2.93	2.93
38 + 61		10	6	15.9	10.1	6.45	4.11
43 + 0		6	6	10.1	10.1	4.11	4.11
47 + 3		4	4	7.2	7.2	2.93	2.93
49 + 1		6	6	10.1	10.1	4.11	4.11
51 + 5		4	6	7.2	10.1	2.93	4.11
59 + 56		6	4	10.1	7.2	4.11	2.93
61 + 43		6	6	10.1	10.1	4.11	4.11
64 + 42		15	15	23.1	23.1	9.38	9.38
69 + 76		25	25	37.6	37.6	15.25	15.25
77 + 33		6	6	10.1	10.1	4.11	4.11
83 + 81		6	6	10.1	10.1	4.11	4.11
89 + 38		20	20	30.3	30.3	12.32	12.32
92 + 78		8	8	13.0	13.0	5.28	5.28
93 + 86		8	12	13.0	18.8	5.28	7.62
94 + 99		6	6	10.1	10.1	4.11	4.11
95 + 67		10	6	15.9	10.1	6.45	4.11
97 + 24		4	9	7.2	14.4	2.93	5.86
98 + 10		8	8	13.0	13.0	5.28	5.28
98 + 15	Begin Bridge omission						
100 + 50	End Bridge omission						
100 + 96		6	6	10.1	10.1	4.11	4.11
101 + 44		18	18	27.4	27.4	11.14	11.14
104 + 66		100	100	145.9	145.9	59.23	59.23
107 + 63		6	6	10.1	10.1	4.11	4.11
109 + 12		10	6	15.9	10.1	6.45	4.11
111 + 5		4	6	7.2	10.1	2.93	4.11

PATCHING SCHEDULE

ARGO FAY ROAD

FAP 308 (IL 84) &
 FAS 1084, 2076, 75 (ARGO FAY ROAD)
 SECTION: (106, 107)RS-1 & 101RS-1
 CARROLL COUNTY
 CONTRACT #64F38
 SHEET 43 OF 62

13 FOOT LANE WIDTH				44002228		40601005	
STATION	REMARKS	LENGTH OF PATCH		HMA REMOVAL OVER PATCHES, 7"		HMA REPLACEMENT OVER PATCHES	
		SOUTH BND (foot)	NORTH BND (foot)	SOUTH BND (yd ²)	NORTH BND (yd ²)	SOUTH BND (Ton)	NORTH BND (Ton)
113 + 0		6	6	10.1	10.1	4.11	4.11
116 + 40		4	6	7.2	10.1	2.93	4.11
122 + 63		6	4	10.1	7.2	4.11	2.93
126 + 39		6	6	10.1	10.1	4.11	4.11
129 + 42		4	6	7.2	10.1	2.93	4.11
130 + 76		6	6	10.1	10.1	4.11	4.11
131 + 97		30	30	44.8	44.8	18.18	18.18
137 + 39		6	6	10.1	10.1	4.11	4.11
138 + 49		100	100	145.9	145.9	59.23	59.23
141 + 66		6	6	10.1	10.1	4.11	4.11
143 + 49		6	6	10.1	10.1	4.11	4.11
145 + 39		25	25	37.6	37.6	15.25	15.25
156 + 39		6	6	10.1	10.1	4.11	4.11
157 + 90		6	4	10.1	7.2	4.11	2.93
158 + 90		6	6	10.1	10.1	4.11	4.11
160 + 75		4	6	7.2	10.1	2.93	4.11
162 + 50		6	4	10.1	7.2	4.11	2.93
165 + 70		6	6	10.1	10.1	4.11	4.11
169 + 40		20	20	30.3	30.3	12.32	12.32
173 + 40		6	6	10.1	10.1	4.11	4.11
176 + 69		4	6	7.2	10.1	2.93	4.11
181 + 15		6	6	10.1	10.1	4.11	4.11
184 + 50		12	4	18.8	7.2	7.62	2.93
186 + 70		6	6	10.1	10.1	4.11	4.11
189 + 3		4	6	7.2	10.1	2.93	4.11
203 + 50		6	6	10.1	10.1	4.11	4.11
206 + 3		6	4	10.1	7.2	4.11	2.93
213 + 64		6	6	10.1	10.1	4.11	4.11
216 + 79		4	6	7.2	10.1	2.93	4.11
217 + 37		6	4	10.1	7.2	4.11	2.93
219 + 80		6	6	10.1	10.1	4.11	4.11
222 + 99		12	6	18.8	10.1	7.62	4.11
226 + 28		10	4	15.9	7.2	6.45	2.93
227 + 3		6	6	10.1	10.1	4.11	4.11
233 + 56		4	6	7.2	10.1	2.93	4.11
237 + 53		6	6	10.1	10.1	4.11	4.11
239 + 68		6	4	10.1	7.2	4.11	2.93
242 + 60		4	6	7.2	10.1	2.93	4.11
246 + 90		6	4	10.1	7.2	4.11	2.93
249 + 0		6	6	10.1	10.1	4.11	4.11
251 + 80		4	6	7.2	10.1	2.93	4.11
255 + 0		4	6	7.2	10.1	2.93	4.11
257 + 90		8	6	13.0	10.1	5.28	4.11
260 + 0		6	6	10.1	10.1	4.11	4.11
263 + 26		30	30	44.8	44.8	18.18	18.18

PATCHING SCHEDULE

ARGO FAY ROAD

FAP 308 (IL 84) &
 FAS 1084, 2076, 75 (ARGO FAY ROAD)
 SECTION: (106, 107)RS-1 & 101RS-1
 CARROLL COUNTY
 CONTRACT #64F38
 SHEET 44 OF 62

13 FOOT LANE WIDTH				44002228		40601005	
STATION	REMARKS	LENGTH OF PATCH		HMA REMOVAL OVER PATCHES, 7"		HMA REPLACEMENT OVER PATCHES	
		SOUTH BND (foot)	NORTH BND (foot)	SOUTH BND (yd ²)	NORTH BND (yd ²)	SOUTH BND (Ton)	NORTH BND (Ton)
268 + 97		6	6	10.1	10.1	4.11	4.11
269 + 40		30	30	44.8	44.8	18.18	18.18
276 + 0		6	6	10.1	10.1	4.11	4.11
277 + 98		8	4	13.0	7.2	5.28	2.93
278 + 70		4	6	7.2	10.1	2.93	4.11
285 + 90		12	6	18.8	10.1	7.62	4.11
293 + 0		6	4	10.1	7.2	4.11	2.93
294 + 60		6	6	10.1	10.1	4.11	4.11
302 + 30		4	6	7.2	10.1	2.93	4.11
304 + 20		6	6	10.1	10.1	4.11	4.11
306 + 16		6	6	10.1	10.1	4.11	4.11
310 + 25		50	50	73.7	73.7	29.91	29.91
311 + 80		6	6	10.1	10.1	4.11	4.11
314 + 0		8	6	13.0	10.1	5.28	4.11
316 + 88		6	6	10.1	10.1	4.11	4.11
319 + 87		20	20	30.3	30.3	12.32	12.32
323 + 47		6	6	10.1	10.1	4.11	4.11
325 + 82		6	6	7.2	10.1	2.93	4.11
328 + 68		4	8	10.1	13.0	4.11	5.28
331 + 10		6	6	10.1	10.1	4.11	4.11
332 + 26		6	4	10.1	7.2	4.11	2.93
336 + 56		10	6	15.9	10.1	6.45	4.11
338 + 31		6	6	10.1	10.1	4.11	4.11
339 + 93		4	4	7.2	7.2	2.93	2.93
341 + 71		6	8	10.1	13.0	4.11	5.28
344 + 10		6	4	10.1	7.2	4.11	2.93
345 + 83		8	6	13.0	10.1	5.28	4.11
350 + 65		6	6	10.1	10.1	4.11	4.11
355 + 60		6	4	10.1	7.2	4.11	2.93
351 + 95		100	100	145.9	145.9	59.23	59.23
361 + 89		100	100	145.9	145.9	59.23	59.23
370 + 1		6	6	10.1	10.1	4.11	4.11
371 + 5		4	6	7.2	10.1	2.93	4.11
374 + 60		6	6	10.1	10.1	4.11	4.11
376 + 8		6	4	10.1	7.2	4.11	2.93
379 + 87		4	6	7.2	10.1	2.93	4.11
380 + 50		6	10	10.1	15.9	4.11	6.45
382 + 7		6	6	10.1	10.1	4.11	4.11
386 + 19		4	6	7.2	10.1	2.93	4.11
387 + 18		6	6	10.1	10.1	4.11	4.11
389 + 50		20	20	30.3	30.3	12.32	12.32
390 + 95		6	4	10.1	7.2	4.11	2.93
393 + 86		6	6	10.1	10.1	4.11	4.11
400 + 0		4	10	7.2	15.9	2.93	6.45

PATCHING SCHEDULE

ARGO FAY ROAD

FAP 308 (IL 84) &
 FAS 1084, 2076, 75 (ARGO FAY ROAD)
 SECTION: (106, 107)RS-1 & 101RS-1
 CARROLL COUNTY
 CONTRACT #64F38
 SHEET 45 OF 62

13 FOOT LANE WIDTH				44002228		40601005	
STATION	REMARKS	LENGTH OF PATCH		HMA REMOVAL OVER PATCHES, 7"		HMA REPLACEMENT OVER PATCHES	
		SOUTH BND (foot)	NORTH BND (foot)	SOUTH BND (yd ²)	NORTH BND (yd ²)	SOUTH BND (Ton)	NORTH BND (Ton)
SUBTOTALS				2207.1	2173.9	896.1	882.6
TOTALS				4381.0		1778.7	

SCHEDULE OF QUANTITIES

FAP 308 (IL 84) &
 FAS 1084, 2076, 75 (ARGO FAY ROAD)
 SECTION: (106, 107)RS-1 & 101RS-1
 CARROLL COUNTY
 CONTRACT #64F38
 SHEET 46 OF 62

40600982 HOT-MIX ASPHALT SURFACE REMOVAL - BUTT JOINT

SQ YD	LOCATION	IL 84 STATION	REMARKS
173.3	IL 84	0-68 to 0+00	(60'x26' width)
266.7	IL 84	546+33 to 547+01	(60'x40' width)
<u>440.0</u>	TOTAL		

44200150 PAVEMENT PATCHING, TYPE IV, 12 INCH

SQ YD	LOCATION	IL 84 STATION	REMARKS
<u>30</u>	South Street	102+63	(45' X 6') From Edge of parking lane back 6' into South Street
30	TOTAL		

60262700 INLETS TO BE RECONSTRUCTED

EACH	LOCATION	IL 84 STATION	REMARKS
<u>1</u>	LT	109+00	WEST MAIN
1	TOTAL		

60255500 MANHOLES TO BE ADJUSTED

EACH	LOCATION	IL 84 STATION	REMARKS
1	LT	83+50	
1	LT	84+50	
1	RT	84+50	
1	RT	87+00	
1	LT	89+99	
1	RT	89+99	
1	RT	91+98	
1	RT	93+28	
1	RT	95+90	
1	LT	98+77	
1	RT	99+48	
1	LT	102+95	
1	RT	102+95	
1	LT	105+00	
1	LT	107+75	
1	LT	111+00	
1	LT	119+65	
<u>17</u>	TOTAL		

60265700 VALVE VAULTS TO BE ADJUSTED

EACH	LOCATION	IL 84 STATION	REMARKS
1	LT	85+50	FIREHYDRANT
2	LT	101+11	
2	RT	149+70	NORTHEAST CORNER
1	LT	269+80	SOUTHWEST CORNER
<u>6</u>	TOTAL		

SCHEDULE OF QUANTITIES

FAP 308 (IL 84) &
 FAS 1084, 2076, 75 (ARGO FAY ROAD)
 SECTION: (106, 107)RS-1 & 101RS-1
 CARROLL COUNTY
 CONTRACT #64F38
 SHEET 47 OF 62

66700305 PERMANENT SURVEY MARKER, TYPE II

EACH	LOCATION	REMARKS
8	*Approx. every 5,000ft	IL 84
8	*Approx. every 5,000ft	ARGO FAY ROAD
<u>16</u>	TOTAL	

* Locations to be determined by Resident to fit field conditions.

78000100 THERMOPLASTIC PAVEMENT MARKING LETTERS & SYMBOLS

SQ FT	LOCATION	STATION	REMARKS
15.6	IL 84	146+45	ALL Markings are Large. LEFT TURN ARROW
15.6	IL 84	147+68	LEFT TURN ARROW
15.6	IL 84	148+94	LEFT TURN ARROW
15.6	IL 84	150+01	LEFT TURN ARROW
15.6	IL 84	150+57	RIGHT TURN ARROW
15.6	IL 84	151+46	LEFT TURN ARROW
15.6	IL 84	151+68	RIGHT TURN ARROW
31.2	IL 84	152+79	RIGHT & LEFT TURN ARROWS
61.2	IL 84	464+34	RR w/ "X"
61.2	IL 84	471+27	RR w/ "X"
<u>262.8</u>	TOTAL		

78000200 THERMOPLASTIC PAVEMENT MARKING LINE 4"

FOOT	LOCATION	STATION	REMARKS
172	CENTER	IL 84 138+29 to 139+15	DOUBLE YELLOW
4092	CENTER	139+15 to 149+38	QUADRUPLE YELLOW
215	IL84 & ONEMILE RI	149+01 149+43	WHITE LINE AROUND ISLAND
2796	CENTER	152+98 to 159+97	QUADRUPLE YELLOW
202	CENTER	159+97 to 160+98 ARGO FAY Road	DOUBLE YELLOW
141	ARGO & IL78	401+53 to 402+57	WHITE LINE AT ISLAND
<u>7618</u>	TOTAL		

78000400 THERMOPLASTIC PAVEMENT MARKING LINE 6"

FOOT	LOCATION	STATION	REMARKS
59	IL84 & SOUTH ST	IL 84 138+29 to 139+15	WHITE X - WALK
<u>59</u>	TOTAL		

SCHEDULE OF QUANTITIES

FAP 308 (IL 84) &
 FAS 1084, 2076, 75 (ARGO FAY ROAD)
 SECTION: (106, 107)RS-1 & 101RS-1
 CARROLL COUNTY
 CONTRACT #64F38
 SHEET 48 OF 62

78000500 THERMOPLASTIC PAVEMENT MARKING LINE 8"

FOOT	LOCATION	STATION	REMARKS
		IL 84	
26	LT TURN	143+69 to 146+29	WHITE LINE TURKEY TRACKS
275	LT TURN	146+29 to 149+04	WHITE LINE
190	IL 84 & ONE MILE	149+43	WHITE LINE AT ISLAND
309	RT TURN	149+85 to 152+94	WHITE LINE
351	LT TURN	149+43 to 152+94	WHITE LINE
28.6	LT TURN	152+94 to 155+80	WHITE LINE TRUKEY TRACKS
29.3	RT TURN	152+94 to 155+87	WHITE LINE TRUKEY TRACKS
		ARGO FAY Road	
104	ARGO & IL 78	401+53 to 402+57	WHITE LINE AT ISLAND
<u>1312.9</u>	TOTAL		

78000600 THERMOPLASTIC PAVEMENT MARKING LINE 12"

FOOT	LOCATION	STATION	REMARKS
		IL 84	
890	CENTER	139+15 to 149+38	YELLOW DIAG.
89	LT	149+01 to 149+35	WHITE DIAG.
605	CENTER	152+98 to 159+97	YELLOW DIAG.
		ARGO FAY Road	
88	ARGO & IL 78	152+98 to 159+97	WHITE DIAG.
<u>1672</u>	TOTAL		

78000650 THERMOPLASTIC PAVEMENT MARKING LINE 24"

FOOT	LOCATION	STATION	REMARKS
12	IL 84 & ONE MILE ROAD		WHITE STOP BAR
26	RR "X" symbol		2 WHITE STOP BARS
13	@ RR Tracks	467+42	WHITE STOP BAR
13	@ RR Tracks	468+36	WHITE STOP BAR
26	RR "X" symbol		2 WHITE STOP BARS
		ARGO FAY Road	
30	ARGO FAY & IL 84		WHITE STOP BAR
20.5	ARGO FAY & IL 78		WHITE STOP BAR
<u>140.5</u>	TOTAL		

SCHEDULE OF QUANTITIES

FAP 308 (IL 84) &
 FAS 1084, 2076, 75 (ARGO FAY ROAD)
 SECTION: (106, 107)RS-1 & 101RS-1
 CARROLL COUNTY
 CONTRACT #64F38
 SHEET 49 OF 62

78001110 PAINT PAVEMENT MARKING LINE 4"

FOOT	LOCATION	STATION	REMARKS
		IL 84	
14838	LT	0+00 to 148+38	WHITE EDGELINE
39825	LT	150+49 to 546+63	WHITE EDGELINE
14938	RT	0+00 to 149+38	WHITE EDGELINE
39725	RT	152+98 to 546+63	WHITE EDGELINE
600	CENTER	0+00 to 23+91	YELLOW SKIP DASH
981	CENTER	23+91 to 31+72	YELLOW SOLID SKIP
540	CENTER	31+72 to 34+42	DOUBLE YELLOW
1095	CENTER	34+42 to 43+17	YELLOW SOLID SKIP
2380	CENTER	43+17 to 138+25	YELLOW SKIP DASH
493	CENTER	160+97 to 164+90	YELLOW SOLID SKIP
3120	CENTER	164+90 to 289+67	YELLOW SKIP DASH
1019	CENTER	289+67 to 297+76	YELLOW SOLID SKIP
3247	CENTER	297+76 to 323+73	YELLOW SOLID SKIP
	CENTER	323+73 to 382+52	OMISSION
8775	CENTER	382+52 to 452+67	YELLOW SOLID SKIP
220	CENTER	452+67 to 461+37	YELLOW SKIP DASH
377	CENTER	461+37 to 464+34	YELLOW SOLID SKIP
1276	CENTER	464+34 to 470+72	DOUBLE YELLOW
677	CENTER	470+72 to 476+09	YELLOW SOLID SKIP
580	CENTER	476+09 to 499+07	YELLOW SKIP DASH
1429	CENTER	499+07 to 510+46	YELLOW SOLID SKIP
1338	CENTER	510+46 to 517+15	DOUBLE YELLOW
1146	CENTER	517+15 to 526+31	YELLOW SOLID SKIP
420	CENTER	526+31 to 542+87	YELLOW SKIP DASH
476	CENTER	542+87 to 546+63	YELLOW SOLID SKIP
139515	SUB-TOTAL (IL 84)		
279,030	TOTAL with TWO APPLICATIONS (IL 84)		

FOOT	LOCATION	STATION	REMARKS
		ARGO FAY RD	
40257	LT	0+00 to 402+57	WHITE EDGELINE
40257	RT	0+00 to 402+57	WHITE EDGELINE
2240	CENTER	0+00 to 89+57	YELLOW SKIP DASH
996	CENTER	89+57 to 97+53	YELLOW SOLID SKIP
652	CENTER	97+53 to 100+79	DOUBLE YELLOW
1024	CENTER	100+79 to 108+93	YELLOW SOLID SKIP
540	CENTER	108+93 to 130+48	YELLOW SKIP DASH
950	CENTER	130+48 to 138+08	YELLOW SOLID SKIP
5596	CENTER	138+08 to 166+06	DOUBLE YELLOW
1382	CENTER	166+06 to 177+08	YELLOW SOLID SKIP
1346	CENTER	177+08 to 187+84	YELLOW SOLID SKIP
1439	CENTER	187+84 to 199+33	YELLOW SOLID SKIP
740	CENTER	199+33 to 228+88	YELLOW SKIP DASH
220	CENTER	228+88 to 237+35	YELLOW SKIP DASH
280	CENTER	237+35 to 239+55	YELLOW SOLID SKIP
260	CENTER	239+55 to 249+97	YELLOW SKIP DASH
7829	CENTER	249+97 to 312+56	YELLOW SOLID SKIP
627	CENTER	312+56 to 317+53	YELLOW SKIP DASH
2314	CENTER	317+53 to 329+10	YELLOW SOLID SKIP
1840	CENTER	329+10 to 402+57	DOUBLE YELLOW
110789	SUB-TOTAL (ARGO FAY RD)		
221,578	TOTAL with TWO APPLICATIONS (ARGO FAY RD)		
500,608	GRAND TOTAL with TWO APPLICATIONS		

SCHEDULE OF QUANTITIES

FAP 308 (IL 84) &
 FAS 1084, 2076, 75 (ARGO FAY ROAD)
 SECTION: (106, 107)RS-1 & 101RS-1
 CARROLL COUNTY
 CONTRACT #64F38
 SHEET 50 OF 62

78100100 RAISED REFLECTIVE PAVEMENT MARKER

		IL 84		
EACH	LOCATION	STATION		REMARKS
107	CENTER	0+00	82+48	YELLOW BI DIRECTIONAL
20	CENTER	123+40	139+15	YELLOW BI DIRECTIONAL
52	CENTER	139+15	to 149+38	YELLOW MONO DIRECTIONAL
8	LT TURN	146+29	to 149+04	WHITE MONO DIRECTIONAL
8	IL84 & ONEMILE(4"	149+01	149+43	WHITE MONO DIRECTIONAL
6	IL 84 & ONEMILE(8"	149+43		WHITE MONO DIRECTIONAL
9	RT TURN	149+85	to 152+94	WHITE MONO DIRECTIONAL
10	LT TURN	149+43	to 152+94	WHITE MONO DIRECTIONAL
38	CENTER	152+98	to 159+97	YELLOW MONO DIRECTIONAL
5	CENTER	159+97	to 160+98	YELLOW BI DIRECTIONAL
204	CENTER	160+98	to 323+73	YELLOW BI DIRECTIONAL
243	CENTER	352+52	to 546+63	YELLOW BI DIRECTIONAL
ARGO FAY RD				
9	ARGO & IL78 (8"	401+53	to 402+57	WHITE MONO DIRECTIONAL
5	ARGO & IL 78 (4"	401+53	to 402+57	WHITE MONO DIRECTIONAL
<u>32</u>	CENTER	136+50	to 148+56	YELLOW BI DIRECTIONAL
<u>756</u>	TOTAL			

78300200 RAISED REFLECTIVE PAVEMENT MARKER REMOVAL

		IL 84		
EACH	LOCATION	STATION		REMARKS
44	Ctrline	290+84	to 323+85	
146	Ctrline	406+11	to 544+74	
167	Islands & Painted Medians			Entire Project
ARGO FAY Road				
<u>28</u>	Ctrline	Along Curve		Entire Project
<u>385</u>	TOTAL			

X0323092 HEADWALL REMOVAL

		IL 84		
EACH	LOCATION	STATION		REMARKS
<u>1</u>	Locust St	105+99		SW Corner IL 84 & Locust St
<u>1</u>	TOTAL			

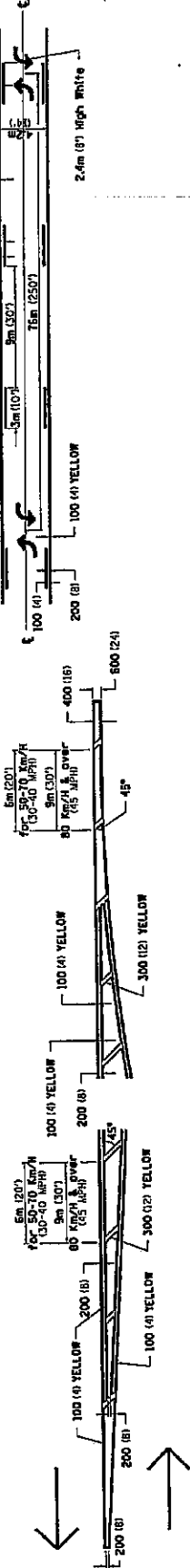
Z0055100 RUMBLE RESURFACING

		ARGO FAY ROAD		
SQ YD	LOCATION	STATION	STATION	REMARKS
30.6		394+02		(25 X 11)
30.6		397+63		(25 X 11)
<u>30.6</u>		399+65		(25 X 11)
<u>91.8</u>	TOTAL			

TYPICAL PAVEMENT MARKINGS

MEDIAN PAVEMENT MARKING

TYPICAL PAVEMENT MARKING FOR FLUSH MEDIAN AT LEFT TURN LANE



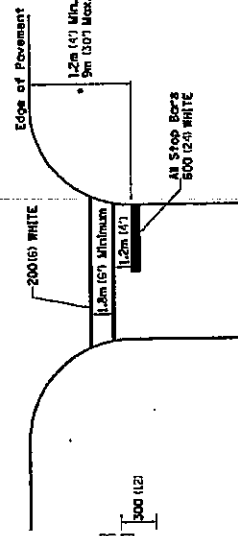
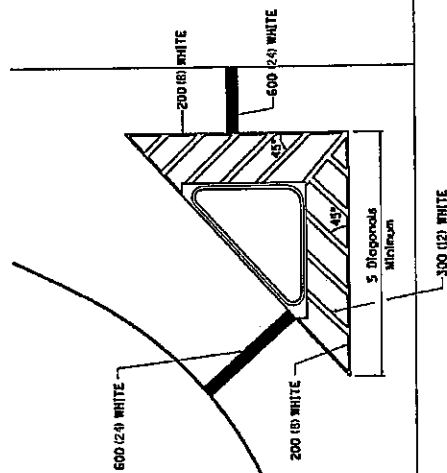
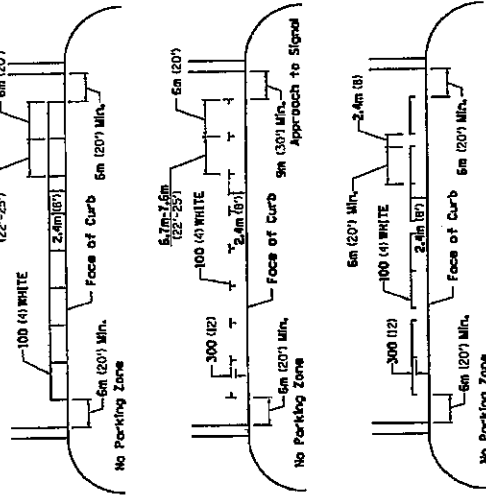
** ALL DIMENSIONS ARE IN MILLIMETERS (INCHES) UNLESS OTHERWISE NOTED.

TYPICAL PARKING SPACING

TYPICAL ISLAND OFFSET SHOULDER WIDTH

STANDARD CROSSWALK MARKING

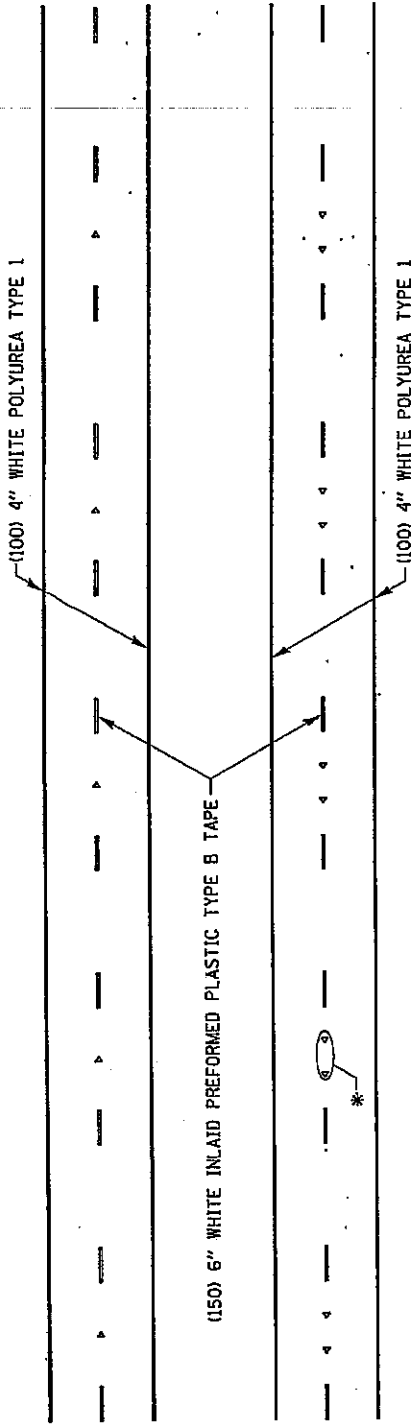
See Schedules for Locations



* Distance to the nearest edge of the roadway shall be the distance of a marked crosswalk.

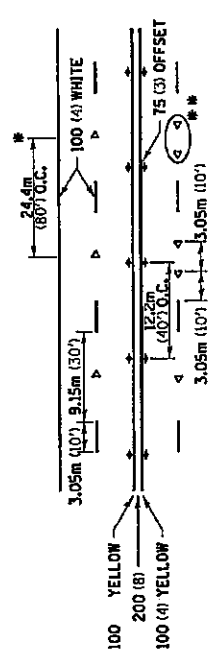
DESIGNED BY	REVISED	DATE	CHECKED	DATE	SCALE	SHEET NO.	OF SHEETS	DISTRICT	STANDARD
STATE OF ILLINOIS DEPARTMENT OF TRANSPORTATION	REVISIONS	DATE	REVISIONS	DATE	1:1	41.1	2	2	STANDARD
REGION 2 / DISTRICT 2 STANDARD TYPICAL PAVEMENT MARKINGS SHEET 1 OF 3									

TYPICAL PAVEMENT MARKINGS



* SEE HIGHWAY STANDARD 781001 FOR SPACING DETAILS.
USE DOUBLE MARKERS WHEN ADT \geq 25,000.

MULTI-LANE / DIVIDED



TYPICAL PAVEMENT MARKING FOR TWO LANE SECTION - NO PASSING ZONES

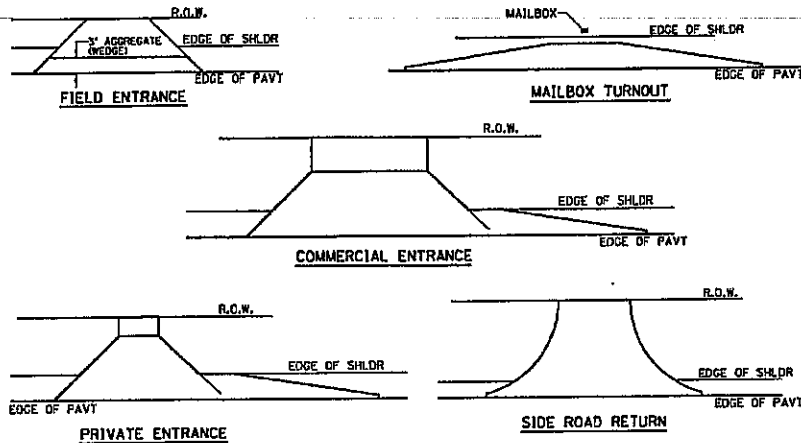
SYMBOLS

- * REDUCE TO 12.2m (40') O.C. ON CURVES WHERE ADVISORY SPEEDS ARE 15km/h (10mph) LOWER THAN POSTED SPEEDS.
- ** USE DOUBLE MARKERS WHEN ADT \geq 25,000

MULTI-LANE / UNDIVIDED

FILE NO.	100	REVISION	100	DATE	10/21/08
DESIGNED BY	100	DESIGNED BY	100	DATE	10/21/08
CHECKED BY	100	CHECKED BY	100	DATE	10/21/08
DATE	10/21/08	DATE	10/21/08	DATE	10/21/08

HOT-MIX ASPHALT APPROACHES & MAILBOX RETURNS FOR TWO LIFT (3P) RESURFACING PROJECTS

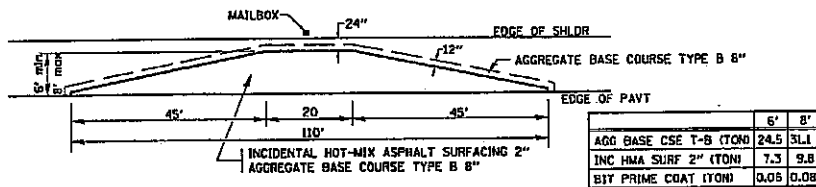


NOTE: EXISTING HMA PE's, CE's, SR's, & MB TURNOUTS
Place 2 1/4" Incidental Hot-Mix Asphalt Surfacing #40800050 on entrance to conform to the existing configuration.

EXISTING AGG. PE's & CE's
Place 2" Incidental Hot-Mix Asphalt Surfacing #40800050 on existing entrance to conform to the present configuration.

EXISTING AGG. SIDEROADS
Place 3" Incidental Hot-Mix Asphalt Surfacing #40800050 on sideroad to conform to the present configuration.

EXISTING AGG. MAILBOX TURNOUTS
Existing Agg. Mailbox Turnouts shall be constructed as shown below.



REVISED - 10-21-08

HOT-MIX ASPHALT APPROACHES & MAILBOX RETURNS FOR TWO LIFT (3P) RESURFACING PROJECTS

47.2

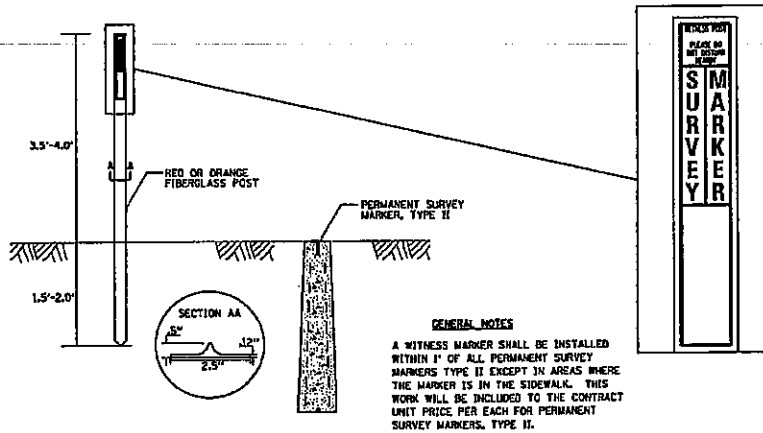
FILE NAME =
G:\Projects\Corroll\B4F38 IL 04 and Argo Fay\Highway Project Files\New Final\B4F38\B4F38.dwg
USER NAME = mehlj
PLOT DATE = Fri Jan 29 09:17:58 2010

DEPARTMENT OF TRANSPORTATION
STATE OF ILLINOIS

TYPICAL SECTIONS

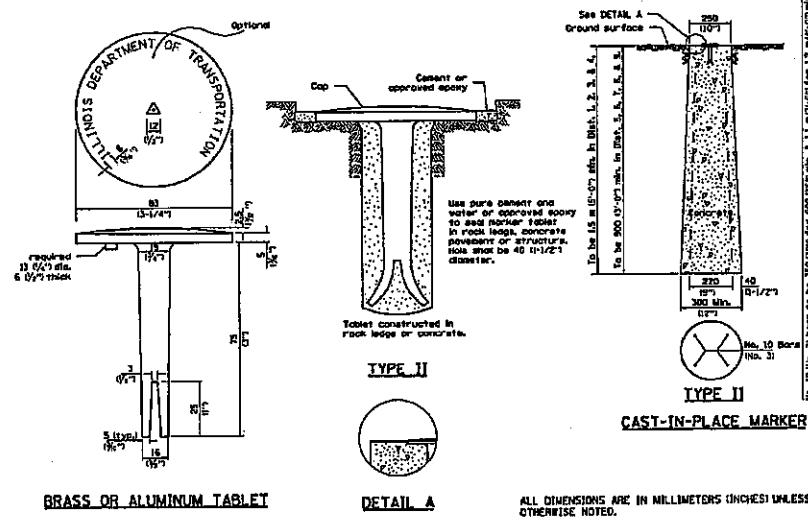
F.A. RTE.	SECTION	COUNTY	TOTAL SHEET NO.
		CARROLL	82
			55
FED. ROAD DIST. NO.	ILLINOIS FED. AID PROJECT		CONTRACT NO. 64F38

WITNESS MARKER FOR PERMANENT SURVEY MARKERS, TYPE II



GENERAL NOTES
 A WITNESS MARKER SHALL BE INSTALLED WITHIN 1' OF ALL PERMANENT SURVEY MARKERS TYPE II EXCEPT IN AREAS WHERE THE MARKER IS IN THE SIDEWALK. THIS WORK WILL BE INCLUDED TO THE CONTRACT UNIT PRICE PER EACH FOR PERMANENT SURVEY MARKERS, TYPE II.

PERMANENT SURVEY MARKERS, TYPE II



REVISED - 10-21-06

ALL DIMENSIONS ARE IN MILLIMETERS (INCHES) UNLESS OTHERWISE NOTED.

WITNESS MARKER & PERMANENT SURVEY MARKERS, TYPE II 66.2

FILE NAME =
 On:Project\Carroll\84F38 IL 04 and Argo Fog Rd\Kegle Project Files\New Final Surf\184F38.dwg
 USER NAME = meglu
 PLOT DATE = Fri Jan 29 09:18:05 2010

DEPARTMENT OF TRANSPORTATION
 STATE OF ILLINOIS

TYPICAL SECTIONS

F.A. R.T.E.	SECTION	COUNTY	TOTAL SHEET SHEETS NO.
		CARROLL	82
			56
FED. ROAD DIST. NO. - ILLINOIS FED. AID PROJECT			CONTRACT NO. 64E38

ROUGH GROOVED SURFACE SIGN

ILLINOIS STANDARD W8-1107

SIGN PANEL TYPE 1



COLORS: LEGEND AND BORDER - BLACK NON-REFLECTIVE
BACKGROUND - ORANGE REFLECTORIZED

SIGN SIZE	DIMENSIONS							
	A	B	C	D	E	F	G	H
1200x1200 (48x48)	1200 (48.0)	600 (24.1)	75 (3.0)	850 (34.0)	825 (33.0)	150 (6.0)	325 (13.0)	88 (3.5)

SIGN SIZE	SERIES LINES			MARGIN	BORDER	BLANK STD.
	1	2	3			
1200x1200 (48x48)	7C	7C	7C	20 (0.8)	30 (1.2)	B4-48D

ALL DIMENSIONS IN INCHES.

GENERAL NOTES

SIGN PANELS AND FACE MATERIALS SHALL BE ACCORDING TO SECTION 720 OF THE STANDARD SPECIFICATIONS
METAL POSTS SHALL BE IN ACCORDANCE WITH STD. 72001.

ALL MOUNTING HARDWARE SHALL BE ALUMINUM, STAINLESS STEEL, ZINC OR CADMIUM PLATED STEEL AND SHALL BE INCLUDED TO THE COST OF THE INSTALLATION.

ALL DIMENSIONS ARE IN MILLIMETERS (INCHES) UNLESS OTHERWISE NOTED.

REVISED - 1-07-04

ROUGH GROOVED SURFACE SIGN

91.2

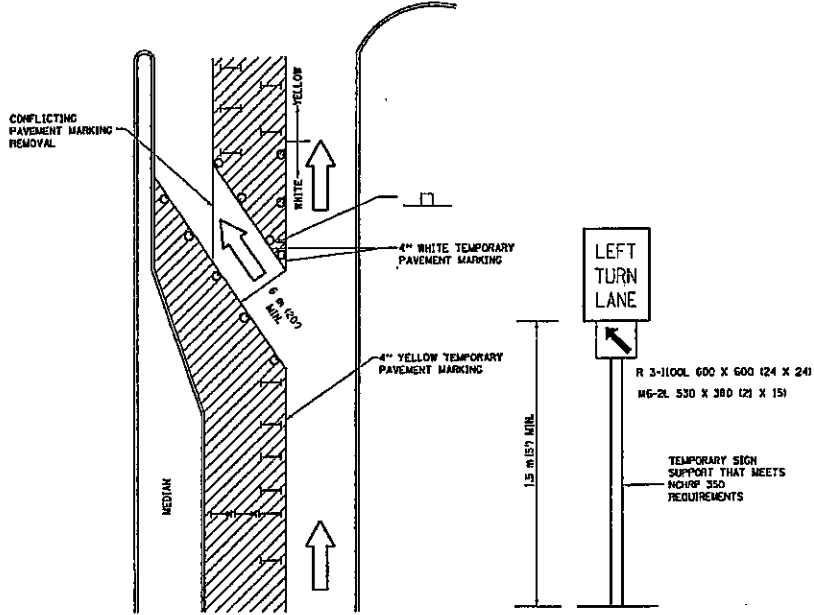
FILE NAME =
D:\Projects\Corroll\64E38 IL 84 and Argo For Rahkighi Project Files\New Final Surf\184E38.dwg
USER NAME = megluj
PLOT DATE = Fri Jan 29 09:16:11 2010

DEPARTMENT OF TRANSPORTATION
STATE OF ILLINOIS







TYPICAL SECTIONS

F.A. RTE.	SECTION	COUNTY	TOTAL SHEETS	SHEET NO.
		CABRILL	82	51
FED. ROAD DIST. NO. - ILLINOIS FED. AID PROJECT				
CONTRACT NO. 64E38				

TRAFFIC CONTROL AND PROTECTION AT TURN BAYS (TO REMAIN OPEN TO TRAFFIC)



LEGEND

-  WORK AREA
-  LANE OPEN TO TRAFFIC
-  TYPE I OR II BARRICADE OR DRUM WITH FLASHING BURNING LIGHT
-  DRUM OR BARRICADE WITH STEADY BURN LIGHT
-  SIGN (SEE DETAILS)
-  TYPE I OR II CHECK BARRICADE WITH STEADY LIGHT BURN

REVISED - 12-9-09

GENERAL NOTES

- CONES MAY BE SUBSTITUTED FOR BARRICADES OR DRUMS AT HALF THE SPACING DURING DAY OPERATIONS. CONES SHALL BE A MINIMUM OF 710 (28") IN HEIGHT.
- STEADY BURNING LIGHTS WILL NOT BE REQUIRED ON BARRICADES OR DRUMS FOR DAY OPERATIONS. ALL LIGHTS WILL BE UNIDIRECTIONAL.
- TEMPORARY PAVEMENT MARKING SHALL BE PLACED THROUGHOUT THE BARRICADED AREA OF EACH BAY WHEN THE CLOSING TIME IS GREATER THAN FOURTEEN DAYS.
- THIS APPLICATION ALSO APPLIES WHEN WORK IS BEING PERFORMED IN THE RIGHT LANES AND THE RIGHT TURN BAY IS TO REMAIN OPEN. UNDER THIS CONDITION, "RIGHT TURN LANE" R3-100 600 X 600 (24 X 24) AND M6-2R 530 X 380 (21 X 15) SHALL BE USED.
- THESE CONTROLS SHALL SUPPLEMENT MAJOR TRAFFIC CONTROL FOR LANE CLOSURES. LONGITUDINAL DIMENSIONS MAY BE ADJUSTED TO FIT FIELD CONDITIONS.
- TRAFFIC CONTROL AND PROTECTION AT TURN BAYS (TO REMAIN OPEN TO TRAFFIC) SHALL BE INCLUDED IN THE COST SPECIFIED TRAFFIC CONTROL STANDARDS OR ITEMS.
- ALL DIMENSIONS ARE IN MILLIMETERS (INCHES) UNLESS OTHERWISE NOTED.

FILE NAME =
 D:\Projects\Carrall\B4F38 IL 84 and Argo Fog Rd\Highl Project File\New Final Surf\1147.mxd
 USER NAME = meghllj
 PLOT DATE = Fri Jan 29 09:18:18 2010

DEPARTMENT OF TRANSPORTATION
 STATE OF ILLINOIS

- TYPICAL SECTIONS

F.A. R.T.E.	SECTION	COUNTY	TOTAL SHEETS	SHEET NO.
		CARROLL	52	58
FED. ROAD DIST. NO. - ILLINOIS FED. AID PROJECT			CONTRACT NO. 64E38	

CATCH BASIN OR INLETS TO BE ADJUSTED OR RECONSTRUCTED

(DETAILS FOR CURB & GUTTER REPLACEMENT)

CONCRETE CURB AND GUTTER SHALL BE CONSTRUCTED IN ACCORDANCE WITH SECTION 606 OF THE STANDARD SPECIFICATIONS, SUPPLEMENTAL SPECIFICATIONS, STANDARD 606D01 AND THIS DRAWING.

CLASS S1 CONCRETE SHALL BE USED THROUGHOUT. A HOLE 40 (1 1/2) IN DIAMETER AND 225 (9) DEEP SHALL BE DRILLED IN THE EXISTING CONCRETE CURB AS SHOWN. A 32x450 (1 1/4 X 18) SMOOTH DOWEL BAR SHALL BE GROUTED IN THE HOLE LONGITUDINALLY.

JOINTS OF A TYPE SIMILAR TO THAT IN THE UNDERLYING PAVEMENT (EXPANSION OR CONTRACTION) SHALL BE INSTALLED IN THE CONCRETE CURB IN ALIGNMENT WITH THE JOINTS IN THE PAVEMENT.

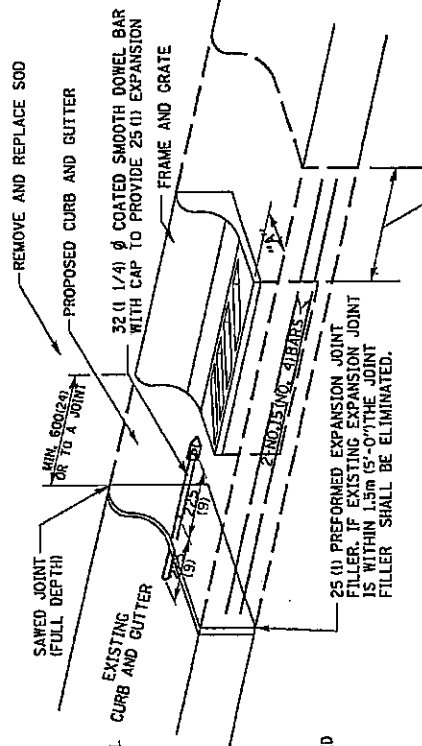
THE PROPOSED CONFIGURATION OF THE CURB AND GUTTER SHALL MATCH THAT REMOVED.

THE LOCATION OF THE DOWEL BAR SHALL BE DETERMINED BY THE ENGINEER.

ALL EXISTING TIE BARS IN EDGE OF PAVEMENT SLAB THRU REPLACEMENT AREA SHALL BE CUT OFF.

THE WORK SHALL BE DONE IN ACCORDANCE WITH SECTION 602 OF THE STANDARD SPECIFICATIONS AND INCLUDES THE REMOVAL AND REPLACEMENT OF SOD, CONCRETE PAVEMENT AND/OR CURB AND GUTTER ADJACENT TO CATCH BASINS OR INLETS TO BE ADJUSTED OR RECONSTRUCTED AND SHALL BE INCLUDED IN THE PAY ITEM OF CATCH BASINS OR INLETS TO BE ADJUSTED OR RECONSTRUCTED AS SPECIFIED.

REVISED - 5-4-94



WHEN "A" IS GREATER THAN 50 (2), 2-NO. 15 (NO. 4) BARS SHALL BE PLACED AS SHOWN.

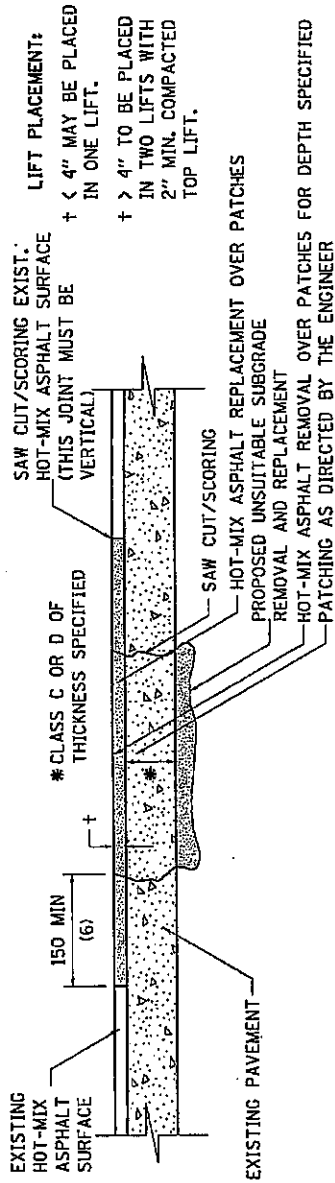
SAME REPAIR AS INDICATED ON OTHER SIDE OF FRAME AND GRATE.

ALL DIMENSIONS ARE IN MILLIMETERS (INCHES) UNLESS OTHERWISE NOTED.

CATCH BASIN OR INLETS TO BE ADJUSTED OR RECONSTRUCTED 17.4a

FILE NAME = D:\Projects\Carroll\64F38 IL 84 and Argo Fay Rd\Meglit Project Files\New Form\Surf\184finc\1.dgn USER NAME = meglitj PLOT DATE = Fri Jan 29 09:18:23 2010	TYPICAL SECTIONS	COUNTY CARROLL CONTRACT NO. 64E38	TOTAL SHEETS 62 SHEET NO. 59
STATE OF ILLINOIS DEPARTMENT OF TRANSPORTATION		SECTION CARROLL	ILLINOIS FED. AID PROJECT

PAVEMENT PATCHING FOR HOT-MIX ASPHALT SURFACED PAVEMENT



SEQUENCE OF CONSTRUCTION:

1. REMOVE THE EXISTING HOT-MIX ASPHALT SURFACE.
2. RESIDENT ENGINEER WILL DETERMINE IF LOCATION IS TO BE PATCHED OR TO ONLY REPLACE HOT-MIX ASPHALT SURFACE.
3. REMOVE AND REPLACE FULL DEPTH PATCHES AT LOCATIONS DIRECTED BY THE ENGINEER.
4. REPLACE HOT-MIX ASPHALT SURFACE OVER FULL DEPTH PATCHES AND AT LOCATIONS OF HOT-MIX ASPHALT SURFACE REMOVAL.

REVISED - 5-27-09

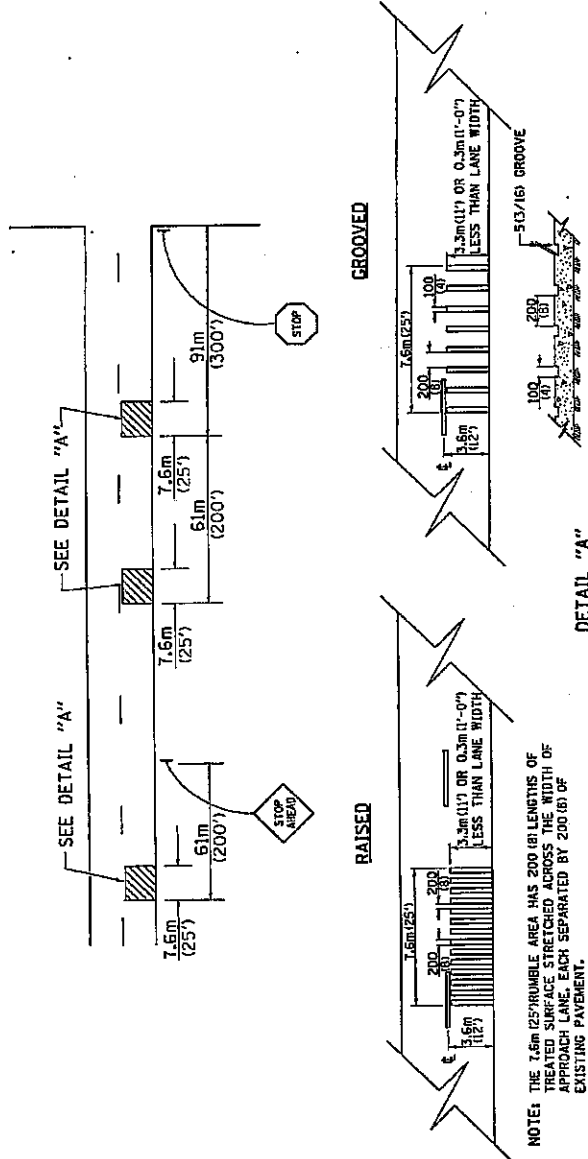
GENERAL NOTES:

1. FOR BASIS OF PAYMENT; SEE THE RECURRING SPECIAL PROVISION "PATCHING WITH HOT-MIX ASPHALT OVERLAY REMOVAL".
- ALL DIMENSIONS ARE IN MILLIMETERS (INCHES) UNLESS OTHERWISE NOTED.

PAVEMENT PATCHING FOR HOT-MIX ASPHALT SURFACED PAVEMENT 32.4

FILE NAME = D:\Projects\Carroll\64F38 IL 84 and Argo Fwy Rd\Negt Project Files\New Final Surf\1184f38.dgn	STATE OF ILLINOIS DEPARTMENT OF TRANSPORTATION	TYPICAL SECTIONS	F.A. RTE.:	SECTION	COUNTY	TOTAL SHEETS	SHEET NO.
USER NAME = meglly				**	CARBOLL	52	50
PLOT DATE = Fri Jan 29 08:16:27 2010					CONTRACT NO. 64E38		
							FED. ROAD DIST. NO. ILLINOIS FED. AID PROJECT

RUMBLE RESURFACING



ALL DIMENSIONS ARE IN MILLIMETERS (INCHES) UNLESS OTHERWISE NOTED.

REVISED - 2-16-88

RUMBLE RESURFACING 91.4

FILE NAME = D:\Projects\Corrol\164F38 IL 84 and Argo Fey Rd\Negl Project Files\New Surf\1104\1104.mxd	STATE OF ILLINOIS DEPARTMENT OF TRANSPORTATION	TOTAL SHEETS NO. 52	SHEET NO. 51
USER NAME = negl1j		COUNTY CARROLL	CONTRACT NO. 64E38
PLDT DATE = Fri Jan 29 09:10:34 2010		SECTION	FED. ROAD DIST. NO. ILLINOIS FED. AID PROJECT
		-- TYPICAL SECTIONS	

ILLINOIS DEPARTMENT OF LABOR

PREVAILING WAGES FOR CARROLL COUNTY EFFECTIVE APRIL 2010

The Prevailing rates of wages are included in the Contract proposals which are subject to Check Sheet #5 of the Supplemental Specifications and Recurring Special Provisions. The rates have been ascertained and certified by the Illinois Department of Labor for the locality in which the work is to be performed and for each craft or type of work or mechanic needed to execute the work of the Contract. As required by Prevailing Wage Act (820 ILCS 130/0.01, et seq.) and Check Sheet #5 of the Contract, not less than the rates of wages ascertained by the Illinois Department of Labor and as revised during the performance of a Contract shall be paid to all laborers, workers and mechanics performing work under the Contract. Post the scale of wages in a prominent and easily accessible place at the site of work.

If the Illinois Department of Labor revises the prevailing rates of wages to be paid as listed in the specification of rates, the contractor shall post the revised rates of wages and shall pay not less than the revised rates of wages. Current wage rate information shall be obtained by visiting the Illinois Department of Labor web site at <http://www.state.il.us/agency/idol/> or by calling 312-793-2814. It is the responsibility of the contractor to review the rates applicable to the work of the contract at regular intervals in order to insure the timely payment of current rates. Provision of this information to the contractor by means of the Illinois Department of Labor web site satisfies the notification of revisions by the Department to the contractor pursuant to the Act, and the contractor agrees that no additional notice is required. The contractor shall notify each of its subcontractors of the revised rates of wages.

Carroll County Prevailing Wage for April 2010

Trade Name	RG	TYP	C	Base	FRMAN	*M-F>8	OSA	OSH	H/W	Pensn	Vac	Trng
=====	==	===	=	=====	=====	=====	===	===	=====	=====	=====	=====
ASBESTOS ABT-GEN		BLD		28.660	29.660	1.5	1.5	2.0	7.290	10.63	0.000	0.800
ASBESTOS ABT-MEC		BLD		19.750	20.750	1.5	1.5	2.0	5.750	2.500	0.000	0.000
BOILERMAKER		BLD		34.170	37.170	2.0	2.0	2.0	6.820	8.550	0.000	0.350
BRICK MASON		BLD		34.500	37.250	1.5	1.5	2.0	6.550	10.96	0.000	0.510
CARPENTER		BLD		31.270	34.710	1.5	1.5	2.0	7.100	10.87	0.000	0.600
CARPENTER		HWY		31.430	33.180	1.5	1.5	2.0	7.100	9.990	0.000	0.490
CEMENT MASON		ALL		32.500	35.250	1.5	1.5	2.0	6.550	11.83	0.000	0.150
CERAMIC TILE FNSHER		BLD		29.530	0.000	1.5	1.5	2.0	6.550	4.230	0.000	0.440
COMMUNICATION TECH	E	BLD		33.000	36.300	1.5	1.5	2.0	9.390	9.550	0.000	0.660
ELECTRIC PWR EQMT OP		ALL		33.140	42.570	1.5	1.5	2.0	4.750	10.27	0.000	0.250
ELECTRIC PWR GRNDMAN		ALL		25.680	42.570	1.5	1.5	2.0	4.750	7.960	0.000	0.190
ELECTRIC PWR LINEMAN		ALL		39.420	42.570	1.5	1.5	2.0	4.750	12.22	0.000	0.300
ELECTRIC PWR TRK DRV		ALL		26.520	42.570	1.5	1.5	2.0	4.750	8.230	0.000	0.200
ELECTRICIAN	E	BLD		38.520	42.370	1.5	1.5	2.0	9.390	13.96	0.000	0.770
ELECTRICIAN	W	BLD		30.520	32.520	1.5	1.5	2.0	5.500	8.390	0.000	0.310
ELECTRONIC SYS TECH	W	BLD		23.000	24.750	1.5	1.5	2.0	6.580	5.010	0.000	0.310
ELEVATOR CONSTRUCTOR		BLD		42.540	47.860	2.0	2.0	2.0	10.03	9.460	2.550	0.000
GLAZIER		BLD		21.580	22.870	1.5	1.5	2.0	6.050	5.400	0.000	0.350
HT/FROST INSULATOR		BLD		27.860	29.060	1.5	1.5	2.0	5.000	11.00	0.000	0.800
IRON WORKER	E	ALL		35.000	36.750	2.0	2.0	2.0	7.700	18.76	0.000	1.200
IRON WORKER	W	ALL		27.160	29.330	1.5	1.5	2.0	8.140	9.280	0.000	0.520
LABORER		BLD		28.660	29.660	1.5	1.5	2.0	7.290	10.63	0.000	0.800
LABORER		HWY		27.510	28.260	1.5	1.5	2.0	7.290	10.63	0.000	0.800
LABORER, SKILLED		HWY		29.360	30.110	1.5	1.5	2.0	7.290	10.63	0.000	0.800
LATHER		BLD		31.270	34.710	1.5	1.5	2.0	7.100	10.87	0.000	0.600
MACHINIST		BLD		42.770	44.770	1.5	1.5	2.0	7.750	8.690	0.650	0.000
MARBLE FINISHERS		BLD		29.530	0.000	1.5	1.5	2.0	6.550	4.230	0.000	0.440
MARBLE MASON		BLD		32.020	32.270	1.5	1.5	2.0	6.550	6.730	0.000	0.470
MATERIAL TESTER I		ALL		21.550	0.000	1.5	1.5	2.0	7.460	4.840	0.000	0.170
MATERIALS TESTER II		ALL		26.550	0.000	1.5	1.5	2.0	7.460	4.840	0.000	0.170
MILLWRIGHT		BLD		29.820	32.800	1.5	1.5	2.0	6.400	9.640	0.000	0.500
OPERATING ENGINEER		BLD	1	39.150	43.150	2.0	2.0	2.0	11.70	8.100	2.250	1.150
OPERATING ENGINEER		BLD	2	38.450	43.150	2.0	2.0	2.0	11.70	8.100	2.250	1.150
OPERATING ENGINEER		BLD	3	36.000	43.150	2.0	2.0	2.0	11.70	8.100	2.250	1.150
OPERATING ENGINEER		BLD	4	34.000	43.150	2.0	2.0	2.0	11.70	8.100	2.250	1.150
OPERATING ENGINEER		BLD	5	42.900	43.150	2.0	2.0	2.0	11.70	8.100	2.250	1.150
OPERATING ENGINEER		BLD	6	42.150	43.150	2.0	2.0	2.0	11.70	8.100	2.250	1.150
OPERATING ENGINEER		BLD	7	39.150	43.150	2.0	2.0	2.0	11.70	8.100	2.250	1.150
OPERATING ENGINEER		HWY	1	39.000	43.000	1.5	1.5	2.0	11.70	8.100	2.250	1.150
OPERATING ENGINEER		HWY	2	38.450	43.000	1.5	1.5	2.0	11.70	8.100	2.250	1.150
OPERATING ENGINEER		HWY	3	37.150	43.000	1.5	1.5	2.0	11.70	8.100	2.250	1.150
OPERATING ENGINEER		HWY	4	35.700	43.000	1.5	1.5	2.0	11.70	8.100	2.250	1.150
OPERATING ENGINEER		HWY	5	34.250	43.000	1.5	1.5	2.0	11.70	8.100	2.250	1.150
OPERATING ENGINEER		HWY	6	42.000	43.000	1.5	1.5	2.0	11.70	8.100	2.250	1.150
OPERATING ENGINEER		HWY	7	40.000	43.000	1.5	1.5	2.0	11.70	8.100	2.250	1.150
PAINTER		ALL		25.270	26.270	1.5	1.5	1.5	4.850	6.100	0.000	0.600
PAINTER OVER 30FT		ALL		26.520	27.520	1.5	1.5	1.5	4.850	6.100	0.000	0.600
PAINTER PWR EQMT		ALL		25.770	26.770	1.5	1.5	1.5	4.850	6.100	0.000	0.600
PILEDRIVER		BLD		32.270	35.820	1.5	1.5	2.0	7.100	10.87	0.000	0.600
PILEDRIVER		HWY		31.430	33.180	1.5	1.5	2.0	7.100	9.990	0.000	0.490
PIPEFITTER	E	BLD		37.200	39.800	1.5	1.5	2.0	7.640	9.880	0.000	0.700
PIPEFITTER	W	ALL		33.400	36.740	1.5	1.5	2.0	5.000	9.810	0.000	0.850
PLASTERER		BLD		32.540	35.790	2.0	2.0	2.0	6.550	10.70	0.000	0.150
PLUMBER	E	BLD		37.200	39.800	1.5	1.5	2.0	7.640	9.880	0.000	0.700
PLUMBER	W	ALL		33.400	36.740	1.5	1.5	2.0	5.000	9.810	0.000	0.850
ROOFER		BLD		37.000	40.000	1.5	1.5	2.0	7.500	6.020	0.000	0.330
SHEETMETAL WORKER		BLD		34.160	36.090	1.5	1.5	2.0	5.150	13.51	0.520	0.290
SPRINKLER FITTER		BLD		36.140	38.890	1.5	1.5	2.0	8.200	6.550	0.000	0.250

STONE MASON	BLD	34.500	37.250	1.5	1.5	2.0	6.550	10.96	0.000	0.510
TERRAZZO FINISHER	BLD	29.530	0.000	1.5	1.5	2.0	6.550	4.230	0.000	0.440
TERRAZZO MASON	BLD	32.020	32.270	1.5	1.5	2.0	6.550	6.730	0.000	0.470
TILE LAYER	BLD	31.270	34.710	1.5	1.5	2.0	7.100	10.87	0.000	0.600
TILE MASON	BLD	32.020	32.270	1.5	1.5	2.0	6.550	6.730	0.000	0.470
TRUCK DRIVER	ALL 1	28.475	0.000	1.5	1.5	2.0	9.050	4.062	0.000	0.250
TRUCK DRIVER	ALL 2	28.887	0.000	1.5	1.5	2.0	9.050	4.062	0.000	0.250
TRUCK DRIVER	ALL 3	29.087	0.000	1.5	1.5	2.0	9.050	4.062	0.000	0.250
TRUCK DRIVER	ALL 4	29.337	0.000	1.5	1.5	2.0	9.050	4.062	0.000	0.250
TRUCK DRIVER	ALL 5	30.087	0.000	1.5	1.5	2.0	9.050	4.062	0.000	0.250
TRUCK DRIVER	O&C 1	22.790	0.000	1.5	1.5	2.0	9.050	4.062	0.000	0.250
TRUCK DRIVER	O&C 2	23.110	0.000	1.5	1.5	2.0	9.050	4.062	0.000	0.250
TRUCK DRIVER	O&C 3	23.270	0.000	1.5	1.5	2.0	9.050	4.062	0.000	0.250
TRUCK DRIVER	O&C 4	23.470	0.000	1.5	1.5	2.0	9.050	4.062	0.000	0.250
TRUCK DRIVER	O&C 5	24.070	0.000	1.5	1.5	2.0	9.050	4.062	0.000	0.250
TUCKPOINTER	BLD	34.500	37.250	1.5	1.5	2.0	6.550	10.96	0.000	0.510

Legend:

M-F>8 (Overtime is required for any hour greater than 8 worked each day, Monday through Friday.)

OSA (Overtime is required for every hour worked on Saturday)

OSH (Overtime is required for every hour worked on Sunday and Holidays)

H/W (Health & Welfare Insurance)

Pensn (Pension)

Vac (Vacation)

Trng (Training)

Explanations

CARROLL COUNTY

COMMUNICATIONS TECHNICIAN (EAST) - Townships of Cherry Grove, Rock Creek, Shannon, Wysox, Lima, and Elkhorn Grove.

ELECTRICIANS (EAST) - Townships of Cherry Grove, Shannon, Rock Creek, Lima, Wysox, and Elkhorn Grove.

IRONWORKERS (EAST) - That part of the county East of a line between Fair Haven and Derinda Center (JoDaviess County).

PLUMBERS & PIPEFITTERS (EAST) - That part of the county East of Rt. 78 and including Mt. Carroll.

ELECTRONIC SYSTEMS TECHNICIAN -(WEST) - Portion west of Cherry Grove, Rock Creek and Wysox Townships.

The following list is considered as those days for which holiday rates of wages for work performed apply: New Years Day, Memorial/Decoration Day, Fourth of July, Labor Day, Veterans Day, Thanksgiving Day, Christmas Day. Generally, any of these holidays which fall on a Sunday is celebrated on the following Monday. This then makes work performed on that Monday payable at the appropriate overtime rate for holiday pay. Common practice in a given local may alter certain days

of celebration such as the day after Thanksgiving for Veterans Day. If in doubt, please check with IDOL.

Oil and chip resealing (O&C) means the application of road oils and liquid asphalt to coat an existing road surface, followed by application of aggregate chips or gravel to coated surface, and subsequent rolling of material to seal the surface.

EXPLANATION OF CLASSES

ASBESTOS - GENERAL - removal of asbestos material/mold and hazardous materials from any place in a building, including mechanical systems where those mechanical systems are to be removed. This includes the removal of asbestos materials/mold and hazardous materials from ductwork or pipes in a building when the building is to be demolished at the time or at some close future date.

ASBESTOS - MECHANICAL - removal of asbestos material from mechanical systems, such as pipes, ducts, and boilers, where the mechanical systems are to remain.

CERAMIC TILE FINISHER, MARBLE FINISHER, TERRAZZO FINISHER

Assisting, helping or supporting the tile, marble and terrazzo mechanic by performing their historic and traditional work assignments required to complete the proper installation of the work covered by said crafts. The term "Ceramic" is used for naming the classification only and is in no way a limitation of the product handled. Ceramic takes into consideration most hard tiles.

COMMUNICATIONS TECHNICIAN - East

Installing, manufacturing, assembling and maintaining sound and intercom, protection alarm (security), fire alarm, master antenna television, closed circuit television, low voltage control for computers and/or door monitoring, school communications systems, telephones and servicing of nurse and emergency calls, and the installation and maintenance of transmit and receive antennas, transmitters, receivers, and associated apparatus which operates in conjunction with above systems. All work associated with these system installations will be included EXCEPT the installation of protective metallic conduit in new construction projects (excluding less than ten-foot runs strictly for protection of cable) and 120 volt AC (or higher) power wiring and associated hardware.

ELECTRONIC SYSTEMS TECHNICIAN - West

Installing, assembling and maintaining sound and intercom, protection alarm (security), master antenna television, closed circuit television, computer hardware and software programming and installation to the network's outlet and input (EXCLUDING all cabling, power and cable termination work historically performed by wiremen), door monitoring and control, nurse and emergency call programming and installation to the system's outlet and input (EXCLUDING all cabling, power and cable termination work historically performed by wiremen), clock and timing; and the installation and maintenance of transmit and receive antennas, transmitters, receivers, and associated apparatus which operates in conjunction with the above systems. All work associated with these system installations will be included EXCEPT (1) installation of protective metallic conduit, excluding less than ten-foot runs strictly for protection of cable, and (2) 120 volt AC (or higher) power wiring and associated hardware.

LABORER, SKILLED - HIGHWAY

Individuals engaged in the following types of work, irrespective of the site of the work: asbestos abatement worker, handling of any materials with any foreign matter harmful to skin or clothing, track laborer, cement handlers, chloride handlers, the unloading and loading with steel workers and re-bars, concrete workers wet, tunnel helpers in free air, batch dumpers, mason tenders, kettle and tar men, tank cleaners, plastic installers, scaffold workers, motorized buggies or motorized unit used for wet concrete or handling of building materials, laborers with de-watering systems, sewer workers plus depth, rod and chainmen with technical engineers, rod and chainmen with land surveyors, rod and chainmen with surveyors, vibrator operators, cement silica, clay, fly ash, lime and plasters, handlers (bulk or bag), cofferdam workers plus depth, on concrete paving, placing, cutting and tying of reinforcing, deck hand, dredge hand, and shore laborers, bankmen on floating plant, grade checker, power tools, front end man on chip spreaders, cession workers plus depth, gunnite nozzle men, lead man on sewer work, welders, cutters, burners and torchmen, chainsaw operators, jackhammer and drill operators, layout man and/or drainage tile layer, steel form setter - street and highway, air tamping hammermen, signal man on crane, concrete saw operator, screedman on asphalt pavers, laborers tending masons with hot material or where foreign materials are used, mortar mixer operators, multiple concrete duct - leadsman, lumen, asphalt raker, curb asphalt machine operator, ready mix scalemen (permanent, portable or temporary plant), laborers handling masterplate or similar materials, laser beam operator, concrete burning machine operator, coring machine operator, plaster tender, underpinning and shoring of buildings, pump men, manhole and catch basin, dirt and stone tamper, hose men on concrete pumps, hazardous waste worker, lead base paint abatement worker, lining of pipe, refusing machine, assisting on direct boring machine, the work of laying watermain, fire hydrants, all mechanical joints to watermain work, sewer worker, and tapping water service and forced lift station mechanical worker.

MATERIAL TESTER I: Hand coring and drilling for testing of materials; field inspection of uncured concrete and asphalt.

MATERIAL TESTER II: Field inspection of welds, structural steel, fireproofing, masonry, soil, facade, reinforcing steel, formwork, cured concrete, and concrete and asphalt batch plants; adjusting proportions of bituminous mixtures.

OPERATING ENGINEERS - BUILDING

Class 1. Asphalt Plant; Asphalt Spreader; Autograde; Backhoes with Caisson Attachment; Batch Plant; Benoto (requires Two Engineers); Boiler and Throttle Valve; Caisson Rigs; Central Redi-Mix Plant; Combination Back Hoe Front End-loader Machine; Compressor and Throttle Valve; Concrete Breaker (Truck Mounted); Concrete Conveyor; Concrete Paver (over 27E cu. ft.): Concrete Paver (27 cu. ft. and under); Concrete Placer; Concrete Pump (Truck Mounted); Concrete Conveyor (Truck Mounted); Concrete Tower; Cranes, All; GCI and similar types (required two operators only); Cranes, Hammerhead; Creter Crane; Crusher, Stone, etc.; Derricks, All; Derricks, Traveling; Formless Curb and Gutter Machine; Grader, Elevating; Grouting Machines; Highlift Shovels or Front Endloader 2-1/4 yd. and over; Hoists, Elevators, outside type rack and pinion and similar machines; Hoists, one, two and three Drum; Hoists, Two Tugger One Floor; Hydraulic Backhoes; Hydraulic Boom Trucks; Locomotives, All; Lubrication Technician; Manipulators; Motor Patrol; Pile Drivers and Skid Rig; Post Hole Digger; Pre-Stress Machine; Pump Cretes Dual Ram; Pump

Cretes: Squeeze Cretes - Screw Type Pumps, Gypsum Bulker and Pump; Raised and Blind Hole Drill; Rock Drill (self-propelled); Rock Drill - Truck Mounted; Roto Mill Grinder; Scoops - Tractor Drawn; Slipform Paver; Scrapers Prime Movers; Straddle Buggies; Tie Back Machine; Tractor with Boom and Side Boom; Trenching Machines.

Class 2. Bobcat (over 3/4 cu. yd.); Boilers; Brick Forklift; Broom, All Power Propelled; Bulldozers; Concrete Mixer (Two Bag and Over); Conveyor, Portable; Forklift Trucks; Highlift Shovels or Front Endloaders under 2-1/4 yd.; Hoists, Automatic; Hoists, Sewer Dragging Machine; Hoists, Tugger Single Drum; Rollers, All; Steam Generators; Tractors, All; Tractor Drawn Vibratory Roller; Winch Trucks with "A" Frame.

Class 3. Air Compressor; Asphalt Spreader; Combination - Small Equipment Operator; Generators; Heaters, Mechanical; Hoists, Inside Elevators - (Rheostat Manual Controlled); Hydraulic Power Units (Pile Driving and Extracting); Pumps, Over 3" (1 to 3 not to exceed total of 300 ft.); Pumps, Well Points; Welding Machines (2 through 5); Winches, 4 Small Electric Drill Winches; Bobcat (up to and including 3/4 cu. yd.).

Class 4. Elevator push button with automatic doors; Hoists, Inside; Oilers; Brick Forklift.

Class 5. Assistant Craft Foreman

Class 6. Mechanics

Class 7. Gradall

OPERATING ENGINEERS - HIGHWAY CONSTRUCTION

Class 1. Asphalt Plant; Asphalt Heater and Planer Combination; Asphalt Heater Scarfire; Asphalt Silo Tender; Asphalt Spreader; Autograder; ABG Paver; Backhoes with Caisson Attachment; Ballast Regulator; Belt Loader; Caisson Rigs; Car Dumper; Central Redi-Mix Plant; Backhoe w/shear attachments; Combination Backhoe Front Endloader Machine, (1 cu. yd. Backhoe Bucket or over or with attachments); Concrete Breaker (Truck Mounted); Concrete Conveyor; Concrete Paver over 27E cu. ft.; Concrete Placer; Concrete Tube Float; Cranes, all attachments; Cranes, Tower of all types; Creter Crane; Crusher, Stone, etc.; Derricks, All; Derrick Boats; Derricks, Traveling; Directional Boring Machine over 12"; Dredges; Formless Curb and Gutter Machine; Grader, Elevating; Grader, Motor Grader, Motor Patrol, Auto Patrol, Form Grader, Pull Grader, Subgrader; Guard Rail Post Driver Mounted; Hoists, One, Two and Three Drum; Hydraulic Backhoes; Lubrication Technician; Manipulators; Pile Drivers and Skid Rig; Pre-Stress Machine; Pump Cretes Dual Ram; Rock Drill - Crawler or Skid Rig; Rock Drill - Truck Mounted; Rock/Track Tamper; Roto Mill Grinder; Slip-Form Paver; Soil Test Drill Rig (Truck Mounted); Straddle Buggies; GCI Crane; Hydraulic Telescoping Form (Tunnel); Tie Back Machine; Tractor Drawn Belt Loader; Tractor Drawn Belt Loader with attached pusher; Tractor with Boom; Tractaire with Attachments; Traffic Barrier Conveyor Machine; Raised or Blind Hole Drills; Trenching Machine (over 12"); Truck Mounted Concrete Pump with Boom; Truck Mounted Concrete Conveyor; Underground Boring and/or Mining Machines; Wheel Excavator; Widener (APSCO).

Class 2. Batch Plant; Bituminous Mixer; Boiler and Throttle Valve; Bulldozers; Car Loader Trailing Conveyors; Combination Backhoe Front Endloader Machine (less than 1 cu. yd. Backhoe Bucket or over or with

attachments); Compressor and Throttle Valve; Compressor, Common Receiver (3); Concrete Breaker or Hydro Hammer; Concrete Grinding Machine; Concrete Mixer or Paver 7S Series to and including 27 cu. ft.; Concrete Spreader; Concrete Curing Machine, Burlap Machine, Belting Machine and Sealing Machine; Conveyor Muck Cars (Haglund or Similar Type); Drills, all; Finishing Machine - Concrete; Highlift Shovels or Front Endloader; Hoist - Sewer Dragging Machine; Hydraulic Boom Trucks (All Attachments); Hydro Blaster; All Locomotives, Dinky; Off-Road Hauling Units (including articulating) / 2 ton capacity or more; Non-Self Loading Ejection Dump; Pump Cretes: Squeeze Cretes - Screw Type Pumps, Gypsum Bulker and Pump; Roller, Asphalt; Rotary Snow Plows; Rototiller, Seaman, etc., self-propelled; Scoops - Tractor Drawn; Self-Propelled Compactor; Spreader - Chip - Stone, etc.; Scraper; Scraper - Prime Mover in Tandem (Regardless of Size); Tank Car Heater; Tractors, Push, Pulling Sheeps Foot, Disc, Compactor, etc.; Tug Boats.

Class 3. Boilers; Brooms, All Power Propelled; Cement Supply Tender; Compressor, Common Receiver (2); Concrete Mixer (Two Bag and Over); Conveyor, Portable; Farm-Type Tractors Used for Mowing, Seeding, etc.; Fireman on Boilers; Forklift Trucks; Grouting Machine; Hoists, Automatic; Hoists, All Elevators; Hoists, Tugger Single Drum; Jeep Diggers; Low Boys; Pipe Jacking Machines; Post-Hole Digger; Power Saw, Concrete Power Driven; Pug Mills; Rollers, other than asphalt; Seed and Straw Blower; Steam Generators; Stump Machine; Winch Trucks with "A" Frame; Work Boats; Tamper - Form - Motor Driven.

Class 4. Air Compressor - Small and Large; Asphalt Spreader, Backend Man; Bobcat (Skid Steer) all; Brick Forklift; Combination - Small Equipment Operator; Directional Boring Machine up to 12"; Generators; Heaters, Mechanical; Hydraulic Power Unit (Pile Driving, Extracting, or Drilling); Hydro-Blaster; Light Plants, All (1 through 5); Pumps, over 3" (1 to 3 not to exceed a total of 300 ft.); Pumps, Well Points; Tractaire; Trencher 12" and under; Welding Machines (2 through 5); Winches, 4 Small Electric Drill Winches.

Class 5. Oilers and Directional Boring Machine Locator.

Class 6. Field Mechanics and Field Welders

Class 7. Gradall and machines of like nature.

TRUCK DRIVER - BUILDING, HEAVY AND HIGHWAY CONSTRUCTION

Class 1. Drivers on 2 axle trucks hauling less than 9 ton. Air compressor and welding machines and brooms, including those pulled by separate units, truck driver helpers, warehouse employees, mechanic helpers, greasers and tiremen, pickup trucks when hauling materials, tools, or workers to and from and on-the-job site, and fork lifts up to 6,000 lb. capacity.

Class 2. Two or three axle trucks hauling more than 9 ton but hauling less than 16 ton. A-frame winch trucks, hydrolift trucks, vector trucks or similar equipment when used for transportation purposes. Fork lifts over 6,000 lb. capacity, winch trucks, four axle combination units, and ticket writers.

Class 3. Two, three or four axle trucks hauling 16 ton or more. Drivers on water pulls, articulated dump trucks, mechanics and working forepersons, and dispatchers. Five axle or more combination units.

Class 4. Low Boy and Oil Distributors.

Class 5. Drivers who require special protective clothing while employed on hazardous waste work.

TRUCK DRIVER - OIL AND CHIP RESEALING ONLY.

This shall encompass laborers, workers and mechanics who drive contractor or subcontractor owned, leased, or hired pickup, dump, service, or oil distributor trucks. The work includes transporting materials and equipment (including but not limited to, oils, aggregate supplies, parts, machinery and tools) to or from the job site; distributing oil or liquid asphalt and aggregate; stock piling material when in connection with the actual oil and chip contract. The Truck Driver (Oil & Chip Resealing) wage classification does not include supplier delivered materials.

Other Classifications of Work:

For definitions of classifications not otherwise set out, the Department generally has on file such definitions which are available. If a task to be performed is not subject to one of the classifications of pay set out, the Department will upon being contacted state which neighboring county has such a classification and provide such rate, such rate being deemed to exist by reference in this document. If no neighboring county rate applies to the task, the Department shall undertake a special determination, such special determination being then deemed to have existed under this determination. If a project requires these, or any classification not listed, please contact IDOL at 217-782-1710 for wage rates or clarifications.

LANDSCAPING

Landscaping work falls under the existing classifications for laborer, operating engineer and truck driver. The work performed by landscape plantsman and landscape laborer is covered by the existing classification of laborer. The work performed by landscape operators (regardless of equipment used or its size) is covered by the classifications of operating engineer. The work performed by landscape truck drivers (regardless of size of truck driven) is covered by the classifications of truck driver.