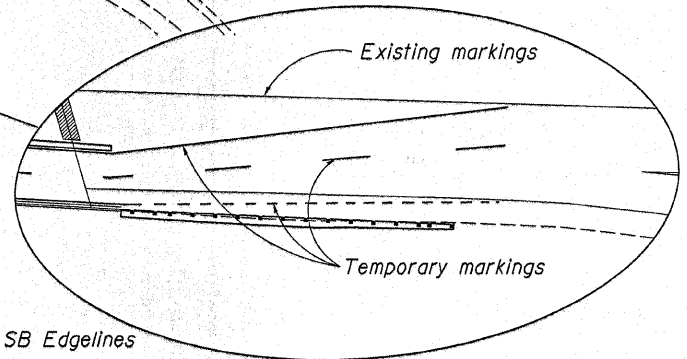
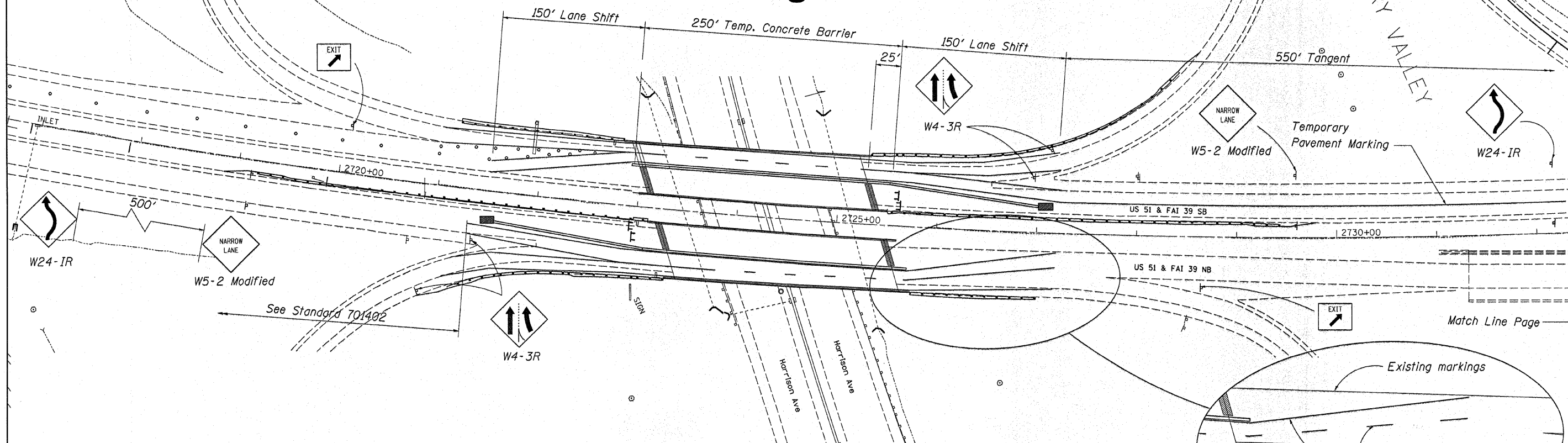



# Traffic Control Plan Stage II



### Relocate Temporary Concrete Barrier

	Feet
Stage II Northbound	250
Stage II Southbound	250
<b>Total</b>	<b>500 Feet</b>

### Temporary Concrete Barrier (additional quantity needed for tapers)

	Feet
Stage II Northbound	150
Stage II Southbound	150
<b>Total</b>	<b>300 Feet</b>

### Pavement Marking Removal

	Sq Ft
Southbound shift Edgelines	300
Northbound shift Edgelines	300
SB bridge deck	125
NB bridge deck	125
<b>Total</b>	<b>850 Sq Ft</b>

### Impact Attenuators, Temporary

	Each
Stage II Northbound	1
Stage II Southbound	1
<b>Total</b>	<b>2 Each</b>

### Temporary Pavement Marking - Line 4"

		Foot	
I-39 NB Edgelines	Approach	1500	
	Mainline	150	
I-39 SB Edgelines	Approach	1050	
	Mainline	550	
	shift	150	
	shift	250	
	shift	150	
	shift	250	
Ramp	shift	150	
	shift	250	
	shift	150	
	shift	150	
	shift	150	
	shift	150	
<b>Total NB &amp; SB</b>		<b>7000</b>	

### Workzone Pavement Marking Removal

	Sq Ft
Stage II	2350
<b>Total</b>	<b>2350 Sq Ft</b>