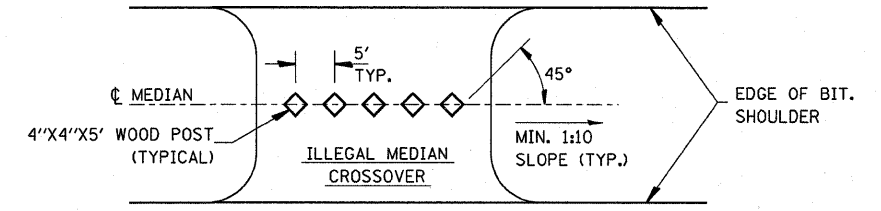
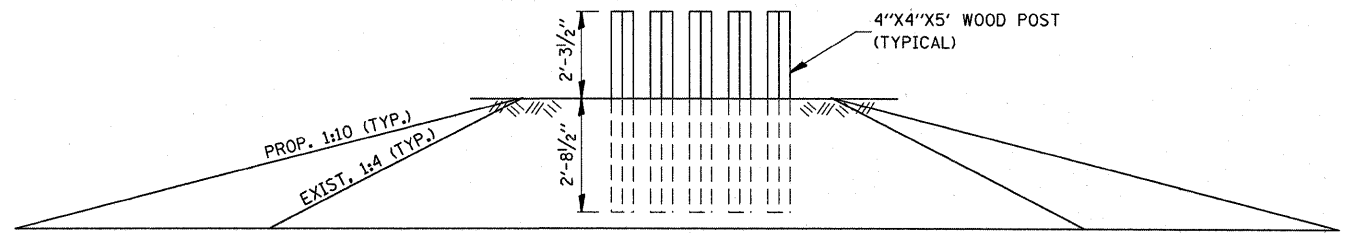


**IMPACT ATTENUATOR NON REDIRECTIVE TL 3
TYPICAL BARREL ARRAY**

SEE SCHEDULE IN PLANS FOR
IMPACT ATTENUATOR WORK



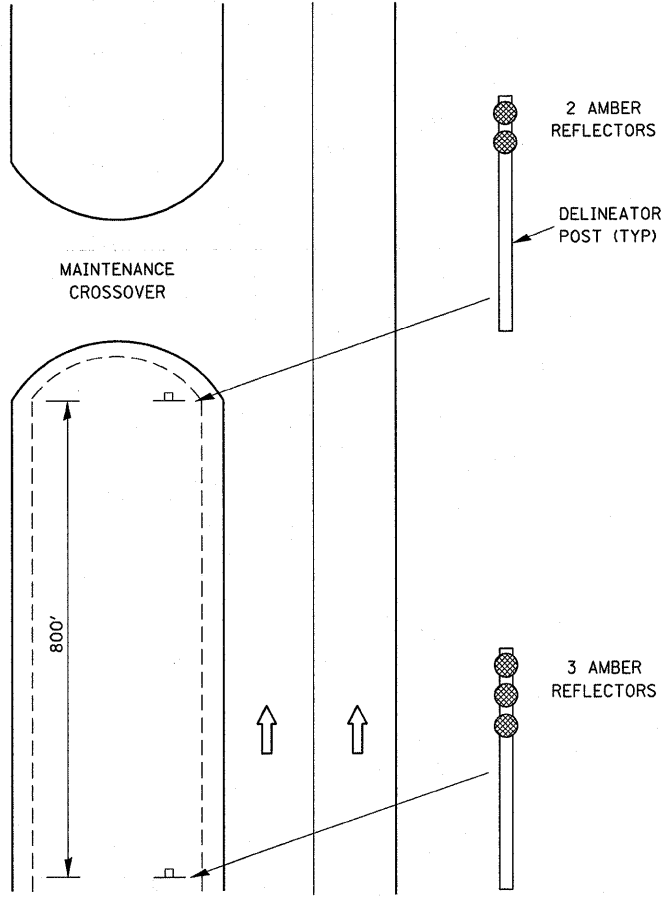
PLAN



ELEVATION

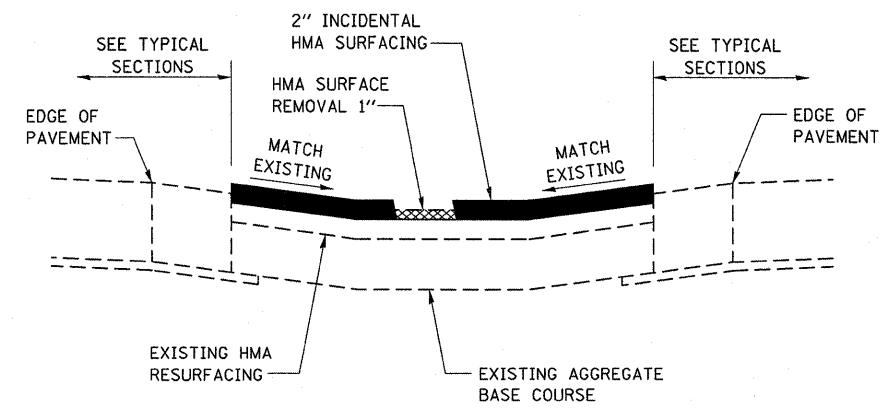
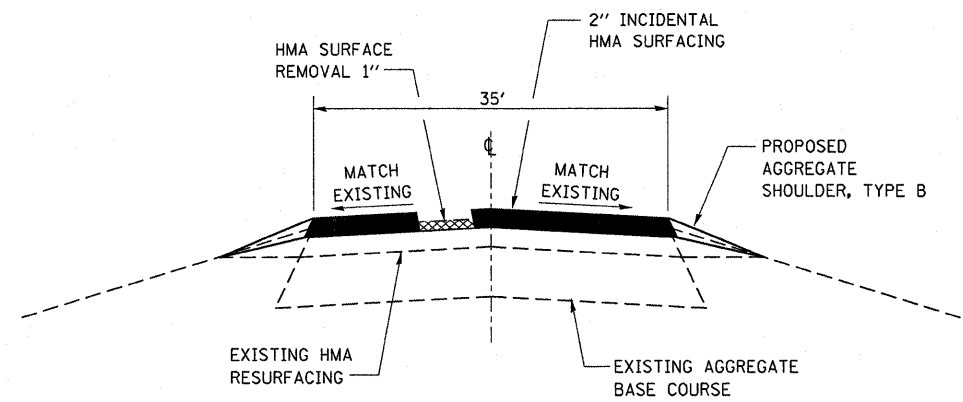
WOOD POST DETAIL

- STA. 756+09 STA. 745+53
- STA. 740+25 STA. 1142+92
- STA. 1083+91 STA. 1073+35
- STA. 948+00

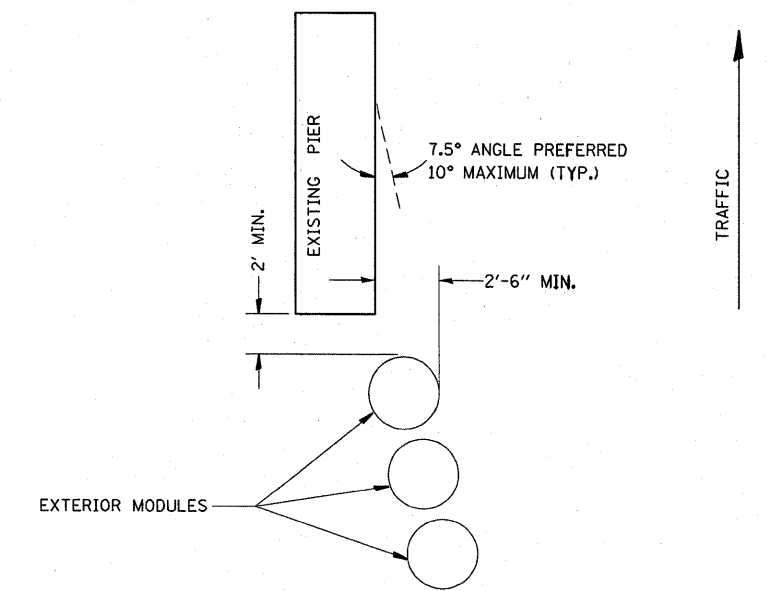


**DELINEATION FOR
MAINTENANCE CROSSOVER
(TYPICAL FOR BOTH DIRECTIONS)**

THE COST OF THE ADDITIONAL REFLECTORS SHALL BE
INCLUDED IN THE CONTRACT UNIT PRICE FOR DELINEATORS



HMA MAINTENANCE CROSSOVER



TYPICAL EXTERIOR MODULE LAYOUT

FILE NAME =	USER NAME = corcoranlm	DESIGNED -	REVISED -	STATE OF ILLINOIS DEPARTMENT OF TRANSPORTATION	DETAILS			F.A.I RTE.	SECTION	COUNTY	TOTAL SHEETS	SHEET NO.
ci:\pw_work\p\dot\corcoranlm\d0180581\d	66A08-sh1-STAGINGDETAILS.DGN	DRAWN -	REVISED -					80	(50-5,6&32-1,2)RS-3	*	76	38
	PLOT SCALE = 50,0000 ' / IN.	CHECKED -	REVISED -		SCALE: SHEET NO. OF SHEETS STA. TO STA.			* LASALLE & GRUNDY		CONTRACT NO. 66A08		
	PLOT DATE = Mar 11, 2010 - 04:03:56 PM	DATE -	REVISED -		FED. ROAD DIST. NO. ILLINOIS FED. AID PROJECT							