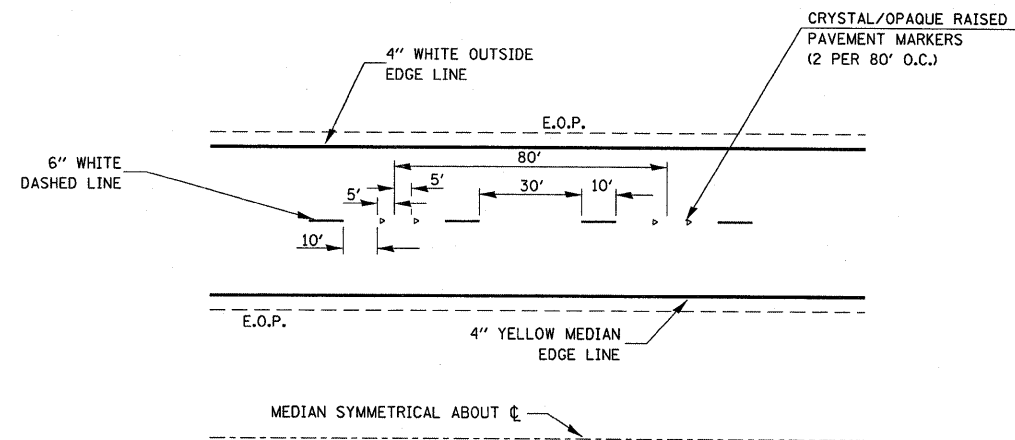
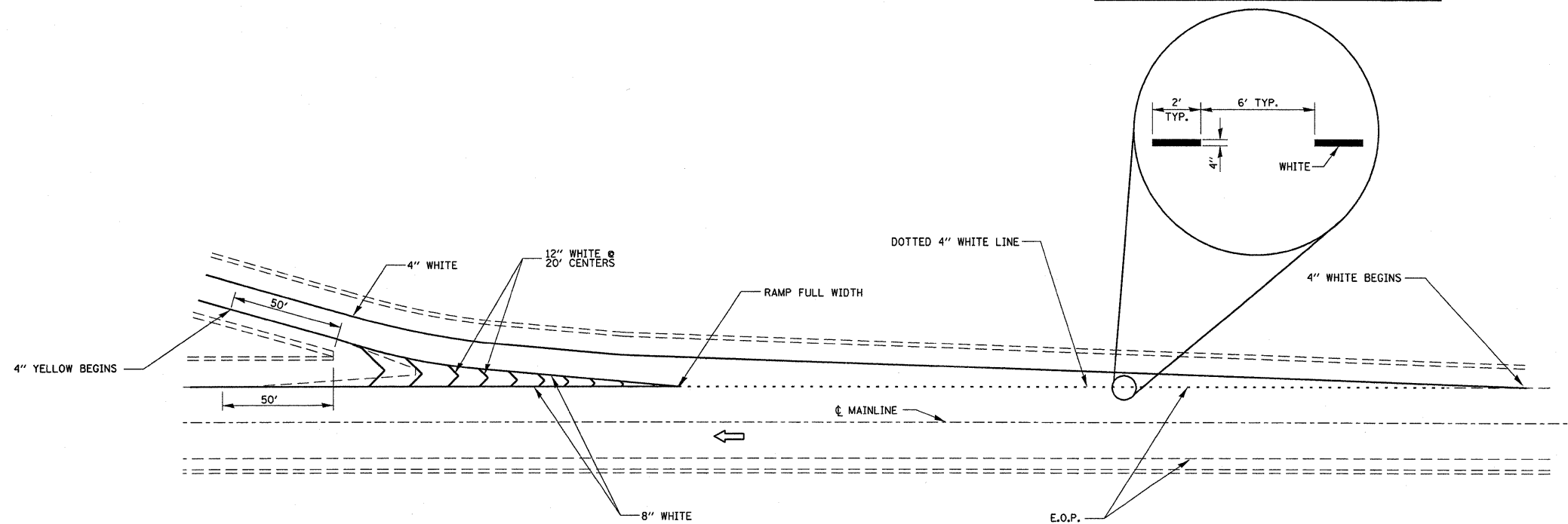


TYPICAL PAVEMENT MARKING FOR ENTRANCE RAMP TERMINALS

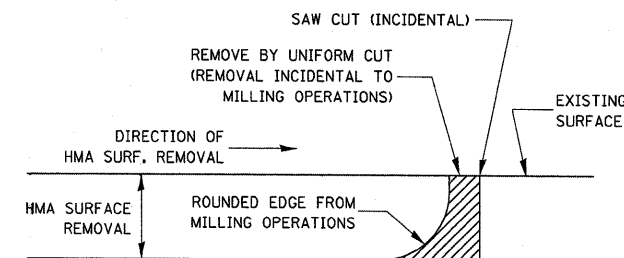


TYPICAL PAVEMENT MARKINGS

INTERSTATE RAMP TRANSITION LINE



TYPICAL PAVEMENT MARKINGS FOR EXIT RAMP TERMINALS



NOTE:
WHEN MILLING OPERATIONS PRODUCE A ROUNDED EDGE, THEN A SAW CUT SHALL BE USED TO MANUFACTURE A PERPENDICULAR EDGE AS SHOWN IN THE DETAIL. THE ENGINEER SHALL BE THE SOLE JUDGE CONCERNING THE USE OF THIS DETAIL.

HMA DETAIL AT BUTT JOINTS

FILE NAME =	USER NAME = duncanbd	DESIGNED -	REVISED -	STATE OF ILLINOIS DEPARTMENT OF TRANSPORTATION	DETAILS			F.A.I. RTE.	SECTION	COUNTY	TOTAL SHEETS	SHEET NO.
ca:\pwwork\pwwid001\duncanbd\0178411\d366a14-shr-deta1.s.dgn	PLOT SCALE = 50.0000' / IN.	DRAWN -	REVISED -					57	(38-3,4,5)-2	IROQUOIS	5	5
	PLOT DATE = Jan 25, 2010 - 02:53:15 PM	CHECKED -	REVISED -		SCALE:	SHEET NO.	OF	SHEETS	STA.	TO STA.	FED. ROAD DIST. NO.	ILLINOIS FED. AID PROJECT