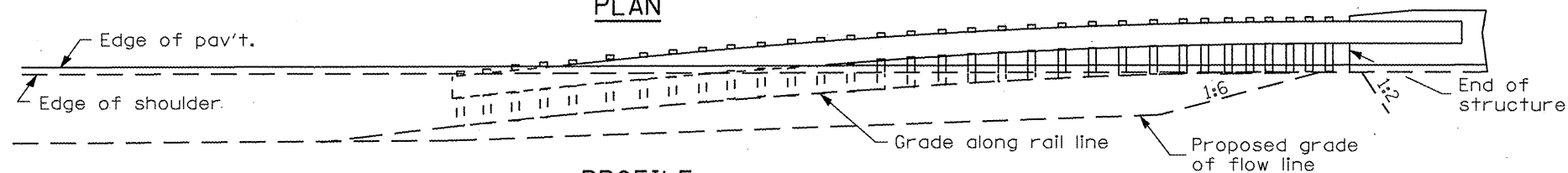
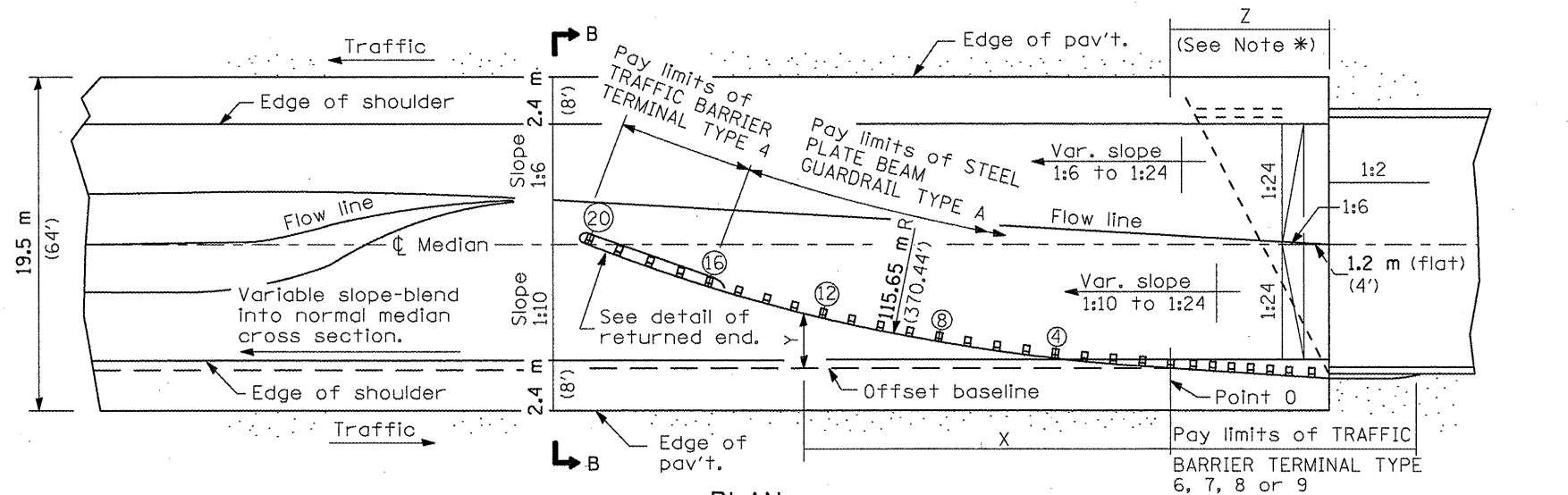


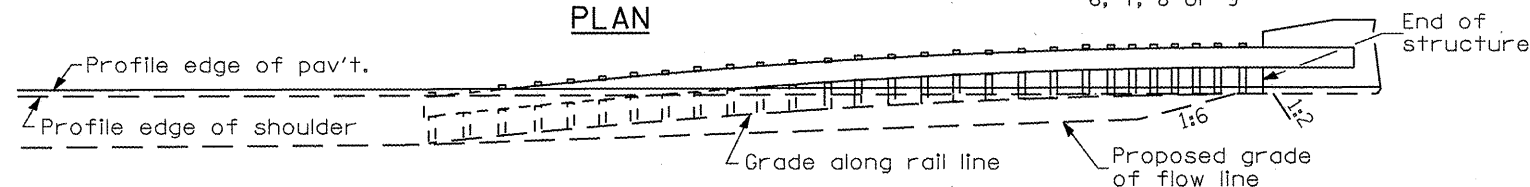
PLAN



PROFILE  
ASSEMBLY FOR 26.8 m (88 ft.) MEDIAN



PLAN



PROFILE  
ASSEMBLY FOR 19.5 m (64 ft.) MEDIAN

OFFSETS TO FACE OF RAIL		
POST POINT	DISTANCE X (m (ft.))	OFFSET Y (m (ft.))
0	0 (0)	0 (0)
④	7.60 (24.93)	0.56 (1.83)
⑧	15.14 (49.68)	1.60 (5.28)
⑫	22.60 (74.16)	3.16 (10.37)
⑰	29.94 (98.23)	5.20 (17.05)
⑳	37.13 (121.83)	7.71 (25.3)
㉑	44.14 (144.83)	10.70 (35.09)

Offsets (Y) are measured between the face of rail and the offset baseline, which is parallel to the pavement edge and passes through point 0.

The location of point 0 will vary, being dependent on structure details and the type of traffic barrier terminal utilized.

GENERAL NOTES

See Standard 630001 for details of guard-rail not shown.

\*For dual structures skewed right forward, the nose of the Type 4 terminal shall be positioned longitudinally away from the structure for a distance equal to dimension Z. Appropriate adjustments to the length of the Type A guardrail and its offsets (Y) shall be calculated and used. All additional lengths of guardrail shall be in increments of 3.87 m (12'-6").

For dual structures that are 90° or skewed left forward, the length of guardrail is appropriate.

The bearing plate K shall be held in position by (2) two eight penny nails driven into the post and bent over the top of the plate.

All slopes are expressed as units of vertical displacement to units of horizontal displacement (V:H).

All dimensions are in millimeters (inches) unless otherwise shown.

**DETAIL INCLUDED FOR REPAIR ONLY**

All dimensions are in millimeters (inches) unless otherwise shown.

• D-3 HIGHWAY DAMAGE REPAIR 2010

FILE NAME =	USER NAME = schwankerg	DESIGNED -	REVISED -
ca:\pwork\pwork\SCHWANKERG\d0184951\366A25-sht-details.dgn		DRAWN -	REVISED -
		CHECKED -	REVISED -
		DATE -	REVISED -

STATE OF ILLINOIS  
DEPARTMENT OF TRANSPORTATION

TRAFFIC BARRIER TERMINAL TYPE 4			
SCALE:	SHEET NO. OF SHEETS	STA. TO STA.	

F.A. RTE.	SECTION	COUNTY	TOTAL SHEETS	SHEET NO.
VAR.			36	14
CONTRACT NO. 66A25			ILLINOIS FED. AID PROJECT	