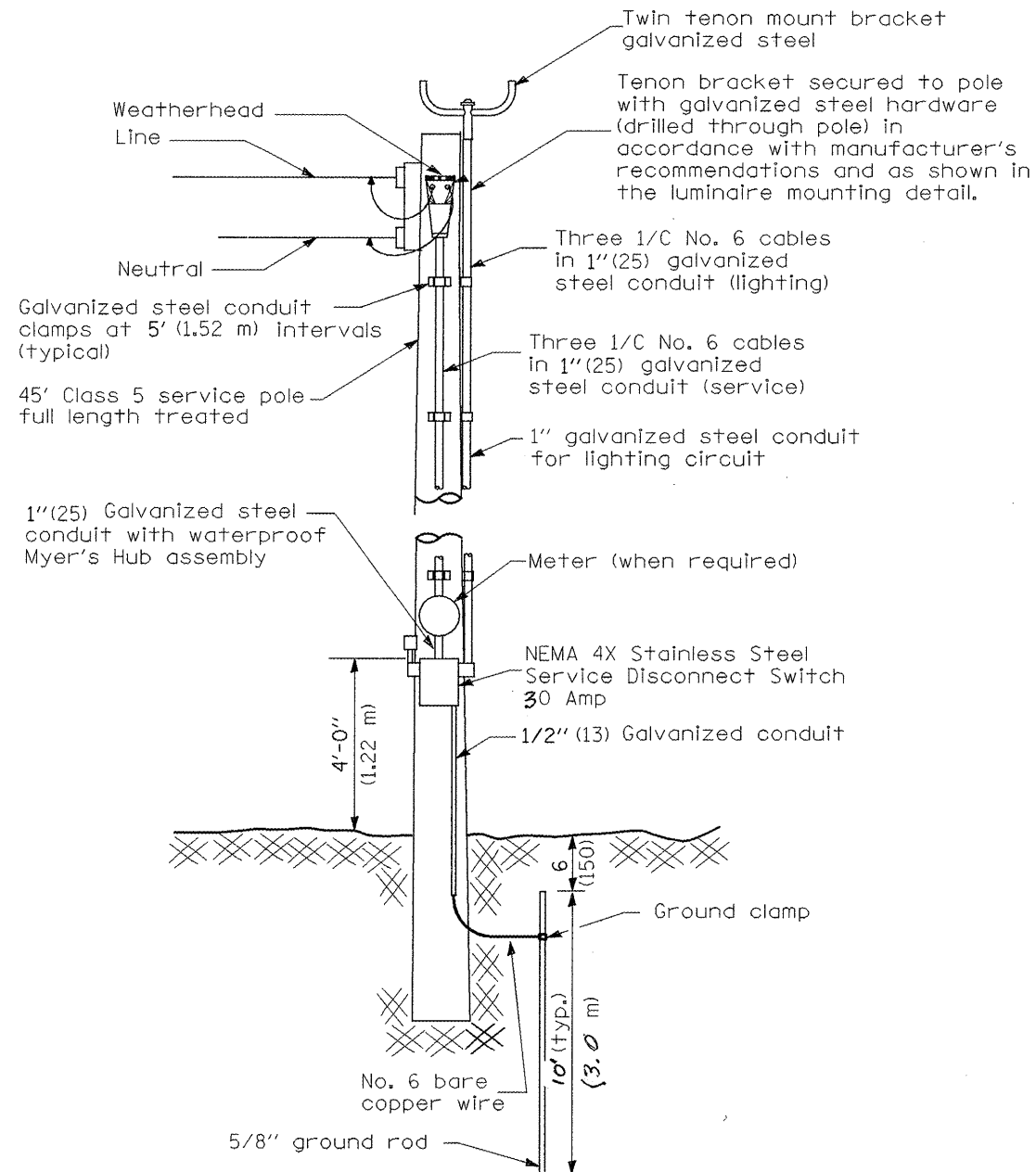


## INSTALLATION NOTES

1. The wood pole shall be located outside of the clear zone. The Contractor shall obtain location verification from the Engineer prior to installation.
2. The Contractor shall provide a twin tenon bracket assembly, guy wires, and all other items required to complete the installation.
3. The twin tenon bracket shall be designed and manufactured for twin 45 kg (100 lb.) luminaires having an effective projected area each of 0.36 sq m (3.85 sq ft). Catalog cut sheets for the bracket shall be submitted to the Engineer as part of the data and product information submitted for approval.
4. The tenon shall extend 150 mm (6 in.) above the pole top and meet AASHTO loading requirements for the luminaires referenced above.

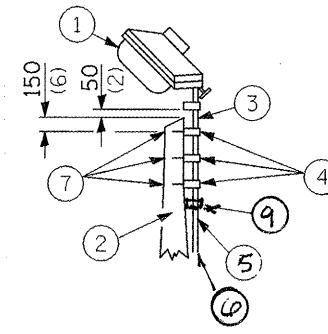
## ELECTRICAL SERVICE INSTALLATION DETAIL



## LUMINAIRE MOUNTING DETAIL

Luminaire(s) shall have a 2-pole inline weatherproof quick disconnect fuse holder.

Luminaire(s) shall be oriented and the mounting angle adjusted as recommended by the Engineer.

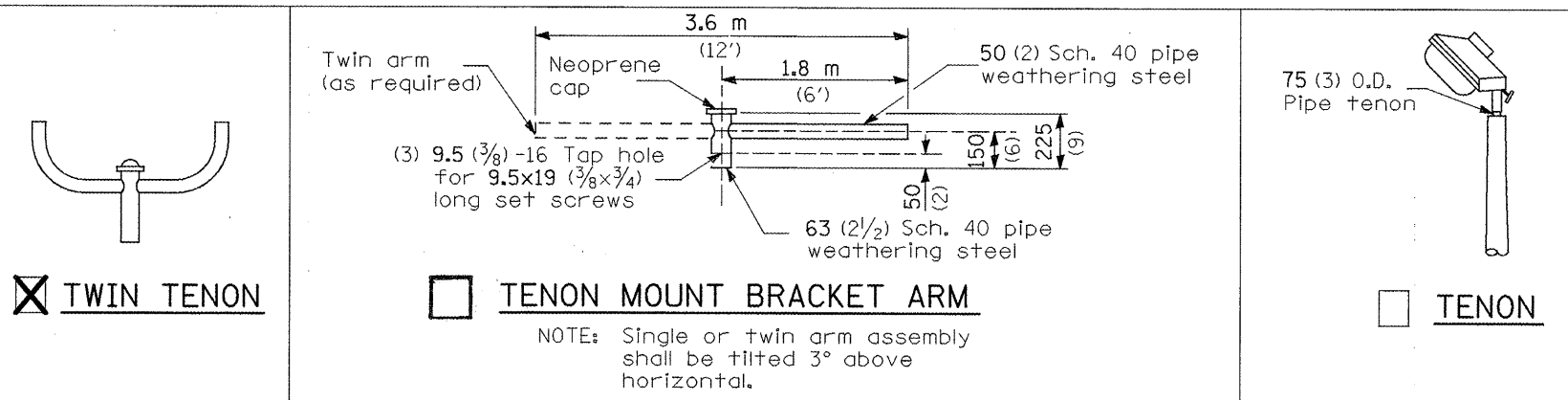


POLE LENGTH	DEPTH IN GROUND
13.7 m (45')	2.1 m (7')

- ① Luminaire
- ② Wood pole, class 5 or better
- ③ 63 (2 1/2) Galv. steel conduit
- ④ Single offset pole band
- ⑤ Three 1/c #6 Type XLP-USE cable
- ⑥ 25 (1) Galv. steel conduit
- ⑦ 16 (5/8)  $\emptyset$  hot dipped galvanized bolt WITH flat washer & locknut (3 req'd)
- ⑧ Conduit clamps on 900 (36) centers
- ⑨ *Threaded Reducer*

WOOD POLE

## TENON MOUNT DETAILS



"Install and orient arm bracket over pole tenon and firmly hand tighten the two set screws. Use third hole in arm bracket as a guide to drill a 8.3 ( 21/64) diameter hole through tenon. Install and tighten self-tapping screw. Tighten set screws an additional 1/4 to 3/8 turn with hex key (not provided). Install locknuts on set screws if threaded projection allows."

FILE NAME = 68934 - IL 122 & Springfield Rd Flasher	USER NAME = lobbobidism	DESIGNED -	REVISED -
	Design.dgn	DRAWN -	REVISED -
	PLOT SCALE = 50.2283 // IN.	CHECKED -	REVISED -
	PLOT DATE = 1/28/2010	DATE -	REVISED -

**STATE OF ILLINOIS  
DEPARTMENT OF TRANSPORTATION**

**ELECTRIC SERVICE INSTALLATION DETAIL**

SCALE: SHEET NO. OF SHEETS STA. TO STA.

F.A.P. RTE. 705	SECTION (126)I	COUNTY TAZEWELL	TOTAL SHEETS 36	SHEET NO. 16
CONTRACT NO. 68934				
ILLINOIS FED. AID PROJECT				

Rev.