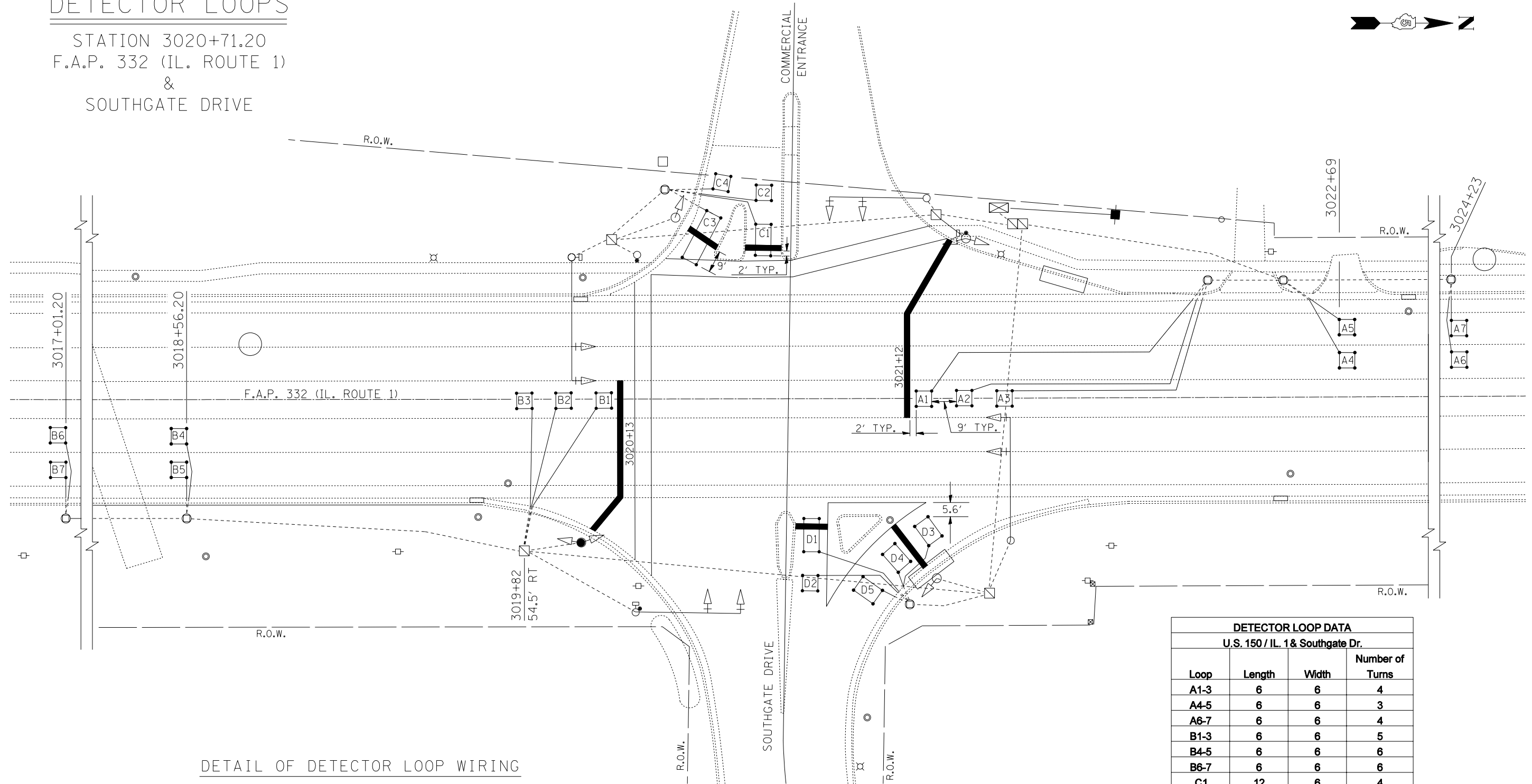
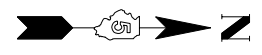
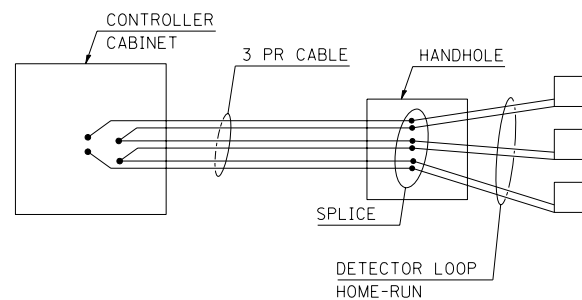


DETECTOR LOOPS

STATION 3020+71.20
F.A.P. 332 (IL. ROUTE 1)
&
SOUTHGATE DRIVE



DETAIL OF DETECTOR LOOP WIRING
WIRED IN SERIES WITH MULTI-PAIR CABLE



DETECTOR LOOP, TYPE 1

1371 FT.

DETECTOR LOOP DATA			
U.S. 150 / IL. 1 & Southgate Dr.			
Loop	Length	Width	Number of Turns
A1-3	6	6	4
A4-5	6	6	3
A6-7	6	6	4
B1-3	6	6	5
B4-5	6	6	6
B6-7	6	6	6
C1	12	6	4
C2	6	6	4
C3	20	6	3
C4	6	6	4
D1	13	6	4
D2	6	6	4
D3-5	6	9	3

THE FOLLOWING LOOPS SHALL BE WIRED TO COMMON AMPLIFIERS: (A1, A2, A3), (A4, A5), (A6, A7), (B1, B2, B3), (B4, B5), (B6, B7), (C1, C2), (C3, C4), (D1, D2), (D3, D4, D5)

FILE NAME =	USER NAME = leroyma	DESIGNED -	REVISED -
ct:\pw\work\PWIDOT\LEROYMA\d0144976\d9505300.dgn		DRAWN -	REVISED -
		CHECKED -	REVISED -
		DATE -	REVISED -

STATE OF ILLINOIS
DEPARTMENT OF TRANSPORTATION

DETECTOR LOOPS
F.A.P. 332 (IL ROUTE 1) & SOUTHGATE DRIVE

SCALE: SHEET NO. OF SHEETS STA. TO STA.

F.A.P. RTE.	SECTION	COUNTY	TOTAL SHEETS	SHEET NO.
332	47RS-9	VERMILION	25	18
CONTRACT NO. 70123				
FED. ROAD DIST. NO. ILLINOIS FED. AID PROJECT				