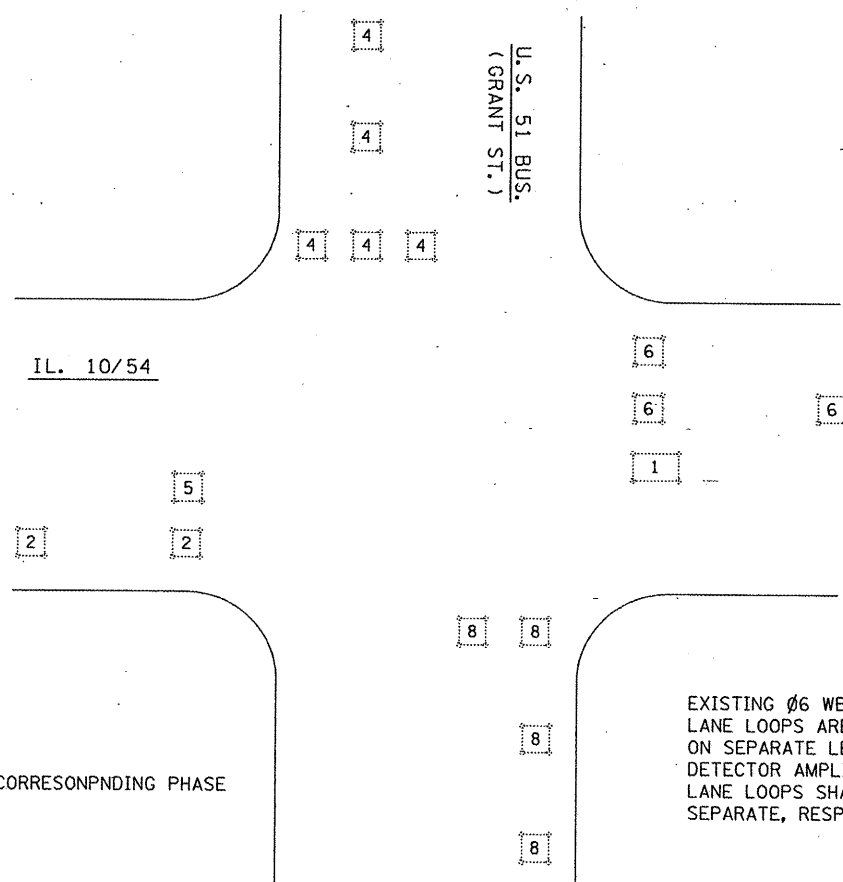
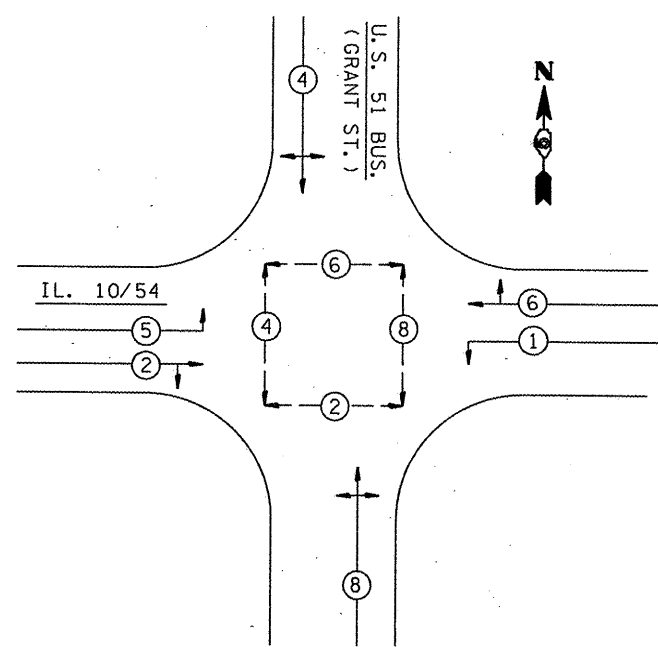


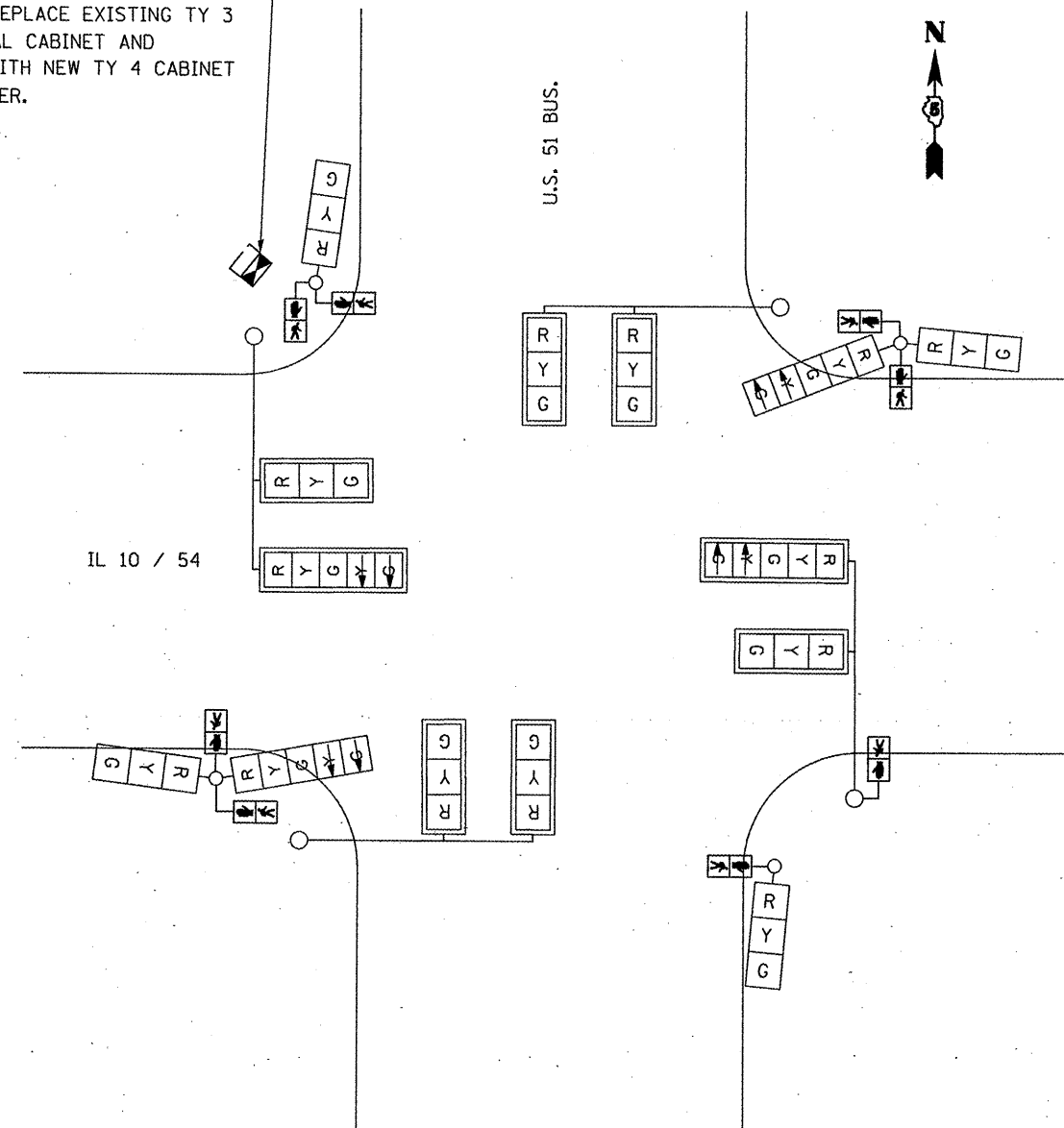
PHASE DESIGNATION DIAGRAM



5 DETECTOR LOOP W/ CORRESPONDING PHASE

EXISTING #6 WB RT TURN LANE AND THRU LANE LOOPS ARE GOING TO EX. CABINET ON SEPARATE LEAD-IN PAIRS BUT ON COMMON DETECTOR AMPLIFIER. #6 THRU AND RT TURN LANE LOOPS SHALL BE CONNECTED TO SEPARATE, RESPECTIVE DETECTOR AMPLIFIERS.

MODIFY EXISTING CONCRETE FOUNDATION
REMOVE AND REPLACE EXISTING TY 3 TRAFFIC SIGNAL CABINET AND CONTROLLER WITH NEW TY 4 CABINET AND CONTROLLER.



BILL OF MATERIALS

U.S. 51 BUS. & IL 10 / 54

ITEM	UNIT	QUANTITY
FULL-ACTUATED CONTROLLER AND TYPE IV CABINET	EACH	1
INDUCTIVE LOOP DETECTOR	EACH	16
MODIFY EXISTING CONCRETE FOUNDATION	EACH	1
REMOVE EXISTING TRAFFIC CONTROLLER AND CABINET	EACH	1
PEDESTRIAN SIGNAL HEAD, LED, 1-FACE, 2-SECTION, BRACKET MOUNTED, RETROFIT	EACH	8
SIGNAL HEAD ,LED, 1-FACE, 3-SECTION, BRACKET MOUNTED, RETROFIT	EACH	2
SIGNAL HEAD ,LED, 1-FACE, 3-SECTION, MAST-ARM MOUNTED, RETROFIT	EACH	6
SIGNAL HEAD ,LED, 1-FACE, 5-SECTION, MAST-ARM MOUNTED, RETROFIT	EACH	2
SIGNAL HEAD ,LED, 2-FACE, 1-3 SECTION, 1-5 SECTION, BRACKET MOUNTED, RETROFIT	EACH	2

FILE NAME =	USER NAME = bgsgrd	DESIGNED -	REVISED -
c:\pw\work\PW1001\BIGGRD\0145306\7082	-sht_signals-flashers.dgn	DRAWN -	REVISED -
	PLOT SCALE = 40,0000 ' / IN.	CHECKED -	REVISED -
	PLOT DATE = 2/19/2010	DATE -	REVISED -

**STATE OF ILLINOIS
DEPARTMENT OF TRANSPORTATION**

* F.A.P. 708 & F.A.S. 1517
** DEWITT & MCLEAN

SCALE: SHEET NO. OF SHEETS STA. TO STA.

F.A. RTE.	SECTION	COUNTY	TOTAL SHEETS	SHEET NO.
.	4TS & 49TS	• •	12	11
			CONTRACT NO. 70821	
ILLINOIS FED. AID PROJECT				