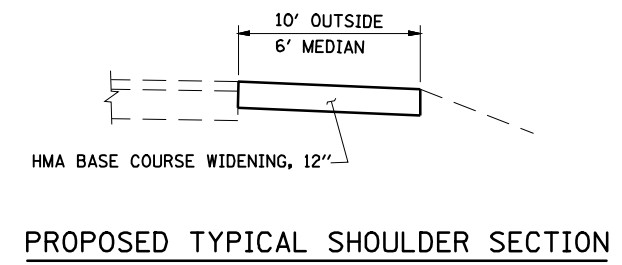
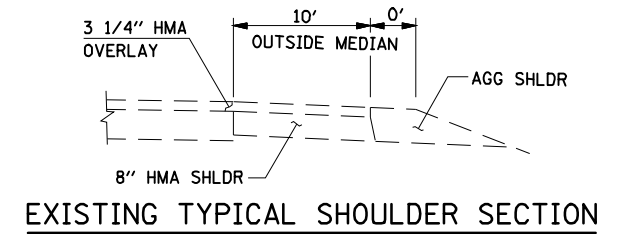
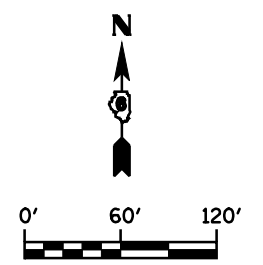
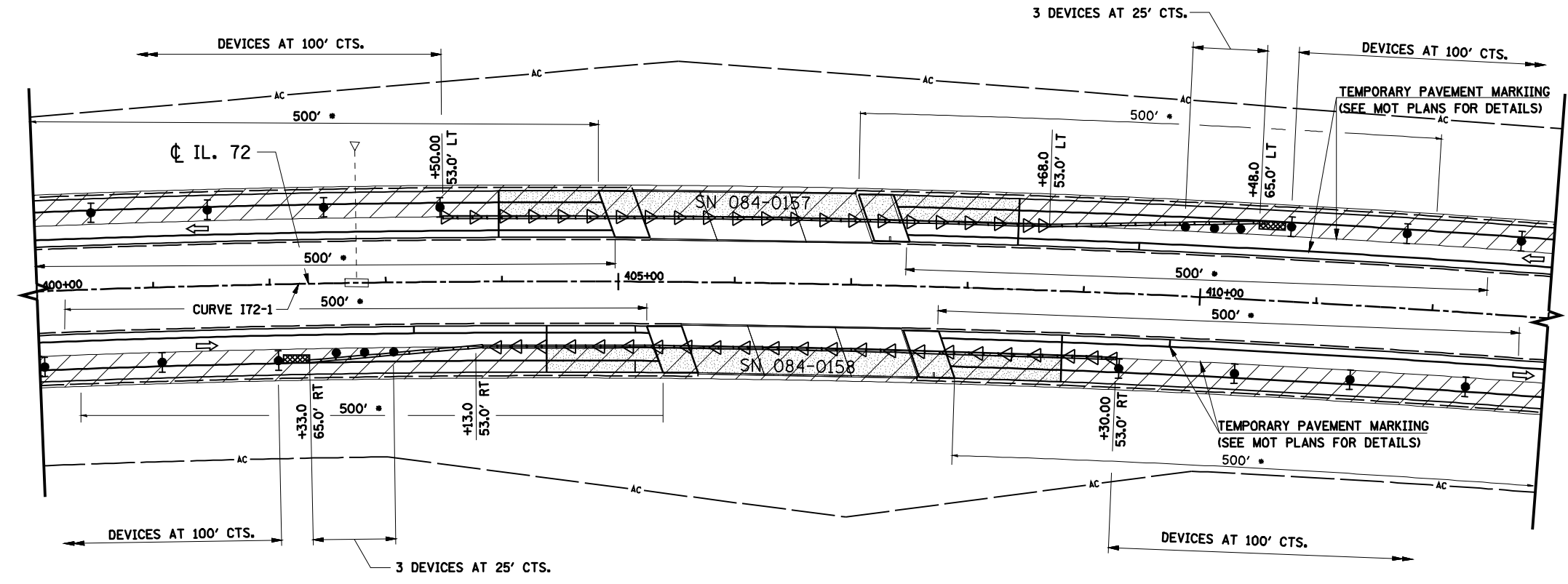


**STAGE 1**

\* REMOVE & REPLACE 500' OF MEDIAN & OUTSIDE SHOULDER PRIOR TO STAGE 1 - EACH END OF EACH BRIDGE  
 PR PAVED SHOULDER REMOVAL = 3,556 SQ YDS  
 PR HMA BASE COURSE WIDENING (12") = 3,556 SQ YD  
 COVER EXISTING APPROACH DRAIN STA. 407+80, LT



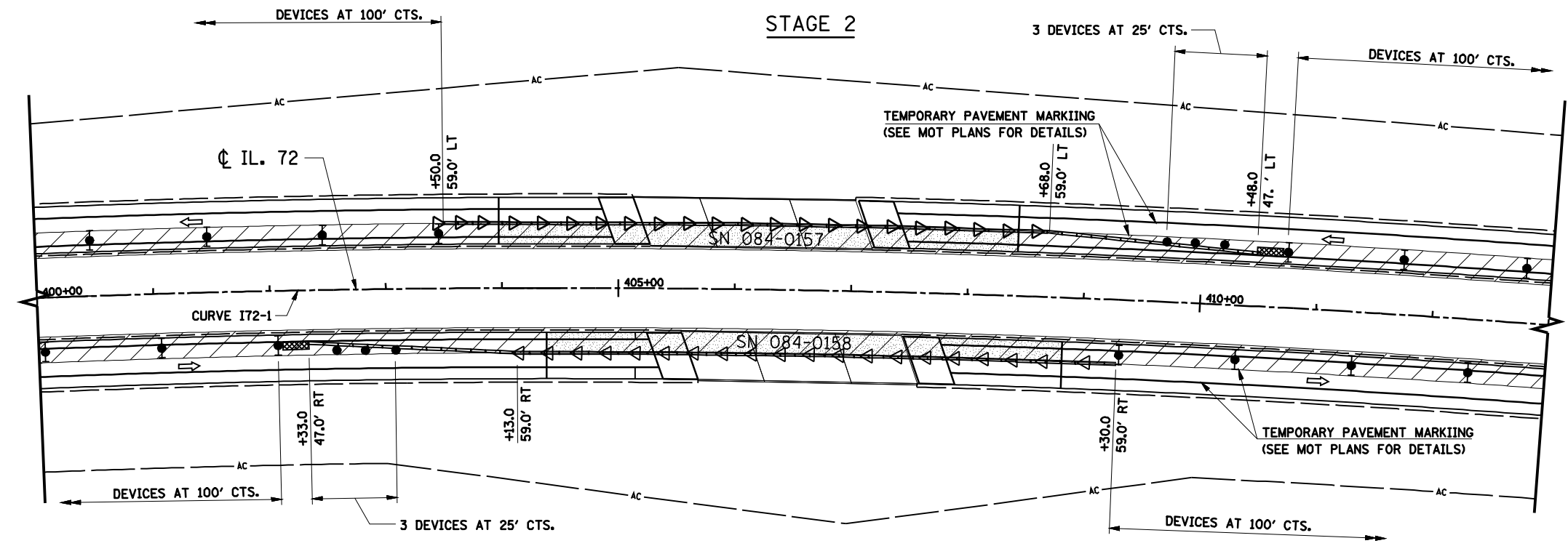
**LEGEND**

- Arrow board
- Mainline Work area
- Bridge Work Area
- Sign
- Direction Indicator barricade with steady burn monodirectional light
- Type II barricade, drum, or vertical barricade with steady burn monodirectional light
- Vertical panel with steady burn monodirectional light
- Temporary concrete barrier
- Monodirectional barrier wall guard marker
- Impact attenuator

**NOTES:**

1. SEE "I-72 MOT STAGE 1 & 2 PLANS FOR ADDITIONAL MAINTENANCE OF TRAFFIC LAYOUT.
2. SEE STANDARD 701402 FOR ADDITIONAL INFORMATION
3. OFFSETS TO CONC. BARRIER GIVEN TO TRAFFIC FACE

**STAGE 2**



FILE NAME =	USER NAME = laughlinr1	DESIGNED -	REVISED -	<b>STATE OF ILLINOIS DEPARTMENT OF TRANSPORTATION</b>	<b>I-72 BRIDGE MOT STAGE 1 &amp; 2</b>			F.A.I. RTE.	SECTION	COUNTY	TOTAL SHEETS	SHEET NO.
et:\pwork\PWIDOT\LAUGHLINRL\08183140\10	DOTRevised_7016MOT_BRDG.SHT	DRAWN - AAD	REVISED -		72	(84-10-2)RS-3, (84-10-3)RS-4	SANGAMON	61	50			
	PLOT SCALE = NONE	CHECKED - JAC	REVISED -		CONTRACT NO. 72910							
	PLOT DATE = Mar-17-2010 08:16:28AM	DATE - 06/11/07	REVISED -		FED. ROAD DIST. NO. 2 [ILLINOIS] FED. AID PROJECT							
				SCALE:	SHEET NO.	OF SHEETS	STA.	TO STA.				