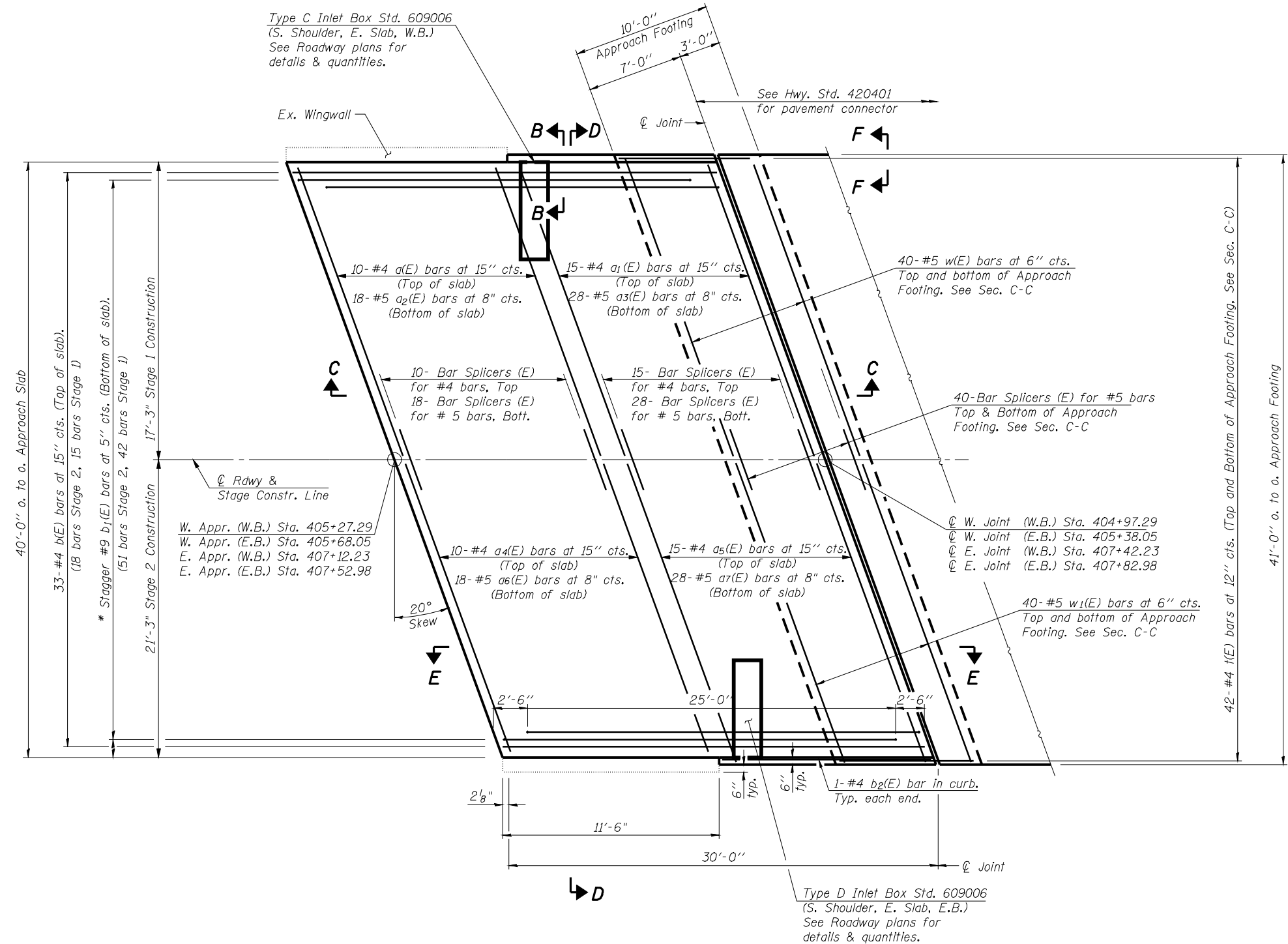
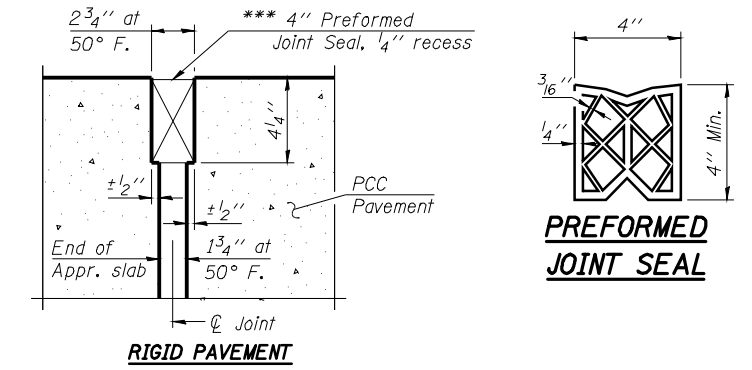


STATE OF ILLINOIS
DEPARTMENT OF TRANSPORTATION

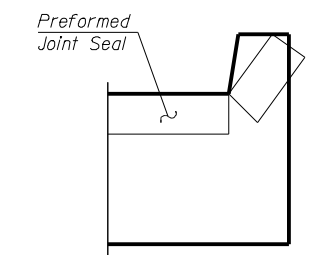
Notes:
See sheet 6 of 7 for Sections C-C & D-D and View E-E.
a(E) thru ar(E) bar spacings measured along ϕ Rdwy.



*** Cost included with Concrete Superstructure.



DETAIL A



VIEW F-F

Angle Preformed Joint Seal at 45° at curbs when req'd for drainage.

PLAN

(E. Slab W.B. - other slabs similar)

* Tilt #9 b1(E) bars as required to maintain clearance.

Order a1(E), a3(E), a5(E), a7(E) b(E) and b1(E) bars full length. Cut in field to fit Type C or Type D Inlet box, Hwy Std 609006.

DESIGNED	SCD
CHECKED	DRB
DRAWN	THW
CHECKED	-

BA-R



IE CONSULTANTS, INC
6420 SOUTH SIXTH STREET
SPRINGFIELD, ILLINOIS 62712
TEL. (217) 529-8027
FAX (217) 529-4543
IESPRINGFIELD@IE-CONSULTANTS.COM
WWW.IE-CONSULTANTS.COM

11-1-09

BRIDGE APPROACH SLAB DETAILS
S.N. 084-0157 (W.B.) & 084-0158 (E.B.)
(Sheet 1 of 2)

SHEET NO.	F.A.I. RTE.	SECTION	COUNTY	TOTAL SHEETS	SHEET NO.
5 OF 7 SHEETS	72	(84-10-2) RS-3, (84-10-3) RS-4	SANGAMON	61	57
CONTRACT NO. 72910					
FED. ROAD DIST. NO. 2 ILLINOIS FED. AID PROJECT					