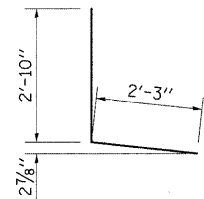


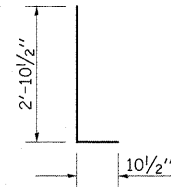
BILL OF MATERIAL

(ONE ABUTMENT ONLY)

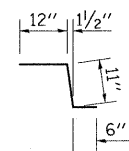
BAR	NUMBER OF BARS		TOTAL	SIZE	LENGTH	SHAPE
	STAGE I	STAGE II				
a(E)	16		16	#5	19'-6"	
a1(E)		8	8	#5	35'-8"	
c(E)	6		6	#5	2'-5"	
c1(E)	6		6	#5	5'-8"	
d(E)	6		6	#4	5'-1"	
d1(E)	6		6	#6	3'-9"	
d2(E)	4		4	#4	2'-0"	
h(E)	8		8	#6	18'-8"	
h1(E)		4	4	#6	35'-8"	
h2(E)	12		12	#5	3'-6"	
x(E)	30	37	67	#5	2'-7"	
CONCRETE REMOVAL				CU. YD.	10.35	
REINFORCEMENT BARS (EPOXY COATED)				POUND	1400	
CONCRETE SUPERSTRUCTURE				CU. YD.	10.35	



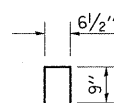
Bar d(E)



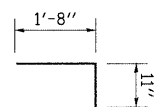
Bar d1(E)



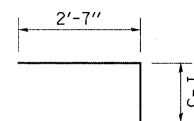
Bar c(E)



Bar d2(E)



Bar x(E)



Bar h2(E)

EXISTING PARTIAL PLAN

(West Abutment shown; East Abutment similar)

* Based on actual field measurements to construction joint:

NW Corner - 16"
NE Corner - 17"
SW Corner - 18"
SE Corner - 18"

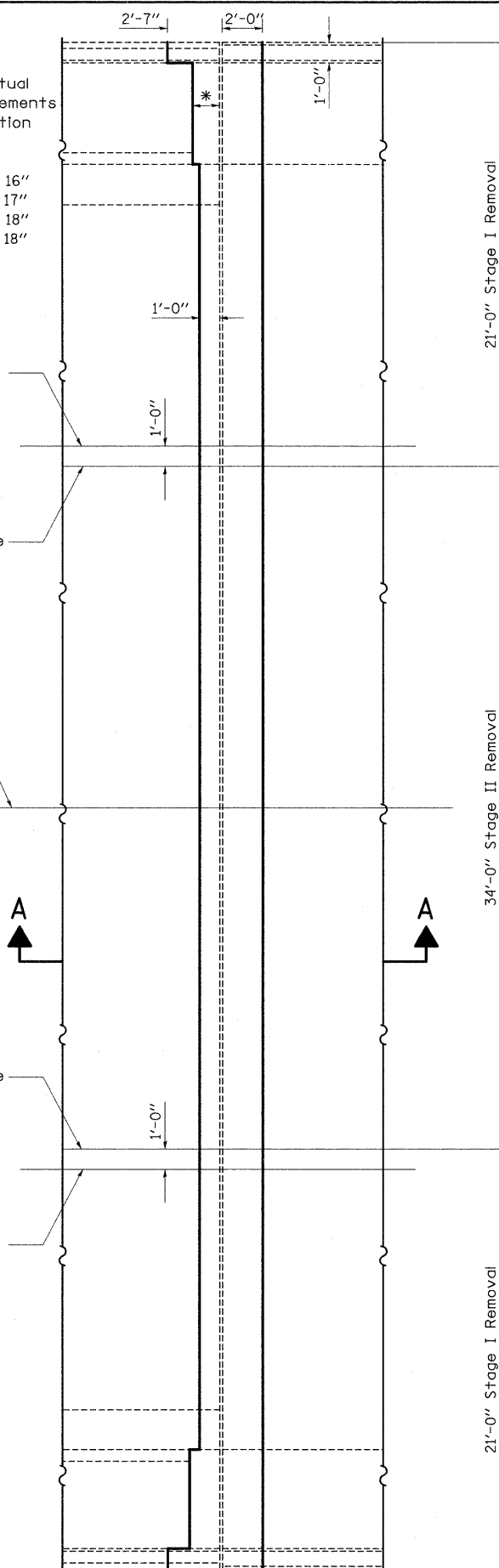
☉ Westbound

Stage Removal Line

☉ Roadway

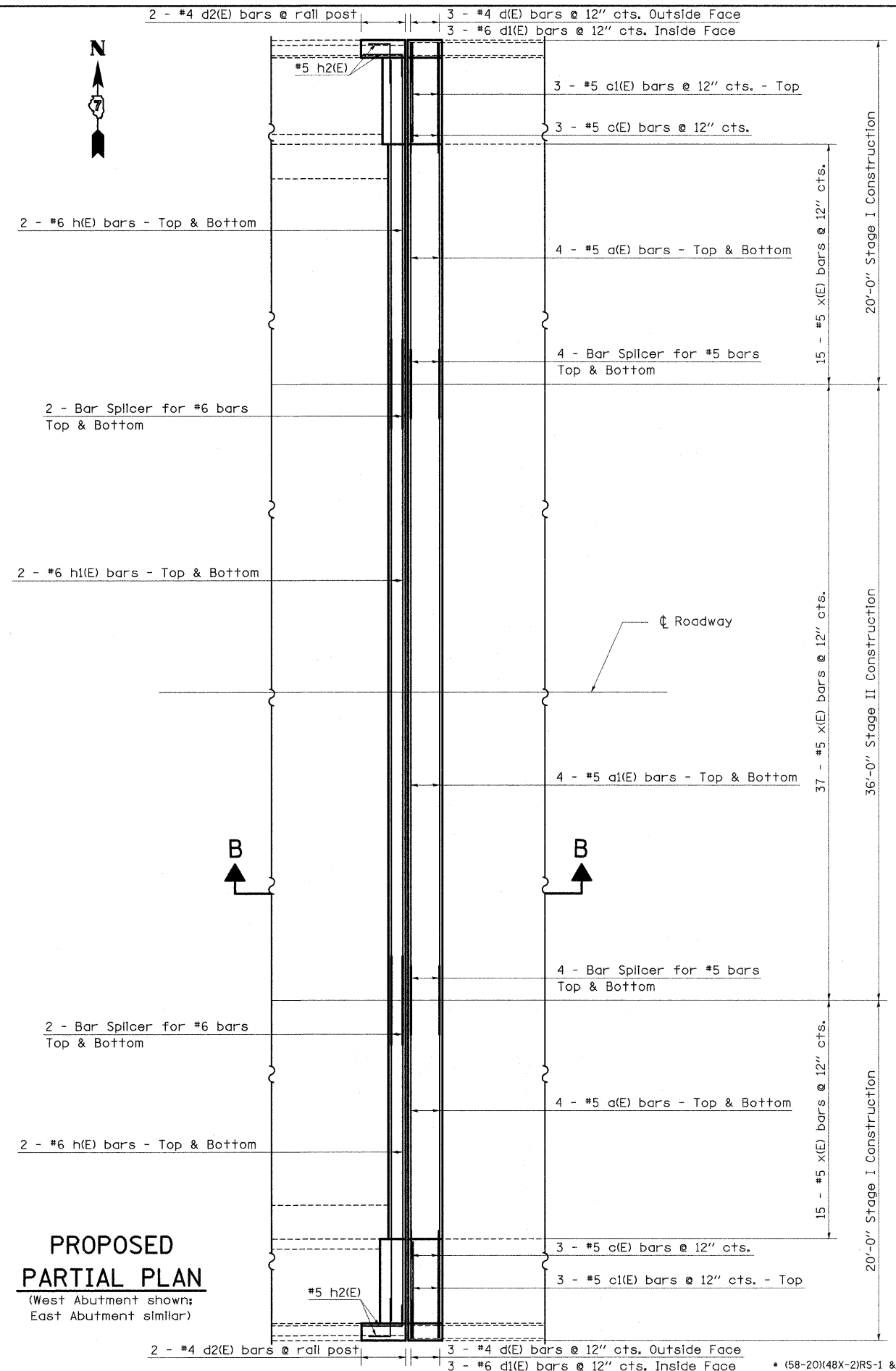
Stage Removal Line

☉ Eastbound



PROPOSED PARTIAL PLAN

(West Abutment shown; East Abutment similar)



FILE NAME =	USER NAME = swartzw	DESIGNED - KLB	REVISED -
ct:\pw\work\PIWIDOT\SWARTZRW\d0146337\07	4405-sht-brdetail.dgn	DRAWN - KLB	REVISED -
	PLOT SCALE = 20,0000' / 1"	CHECKED - MEA	REVISED -
	PLOT DATE = 1/19/2010	DATE - 12/29/09	REVISED -

STATE OF ILLINOIS
DEPARTMENT OF TRANSPORTATION

EXPANSION JOINT REPLACEMENT DETAIL
S.N. 058-0112

F.A.P. RTE.	SECTION	COUNTY	TOTAL SHEETS	SHEET NO.
714	*	MACON	100	93
CONTRACT NO. 74405				
ILLINOIS FED. AID PROJECT				

SCALE: NA SHEET NO. 3 OF 9 SHEETS STA. TO STA.

(58-20)(48X-2)RS-1 & 128RS-3