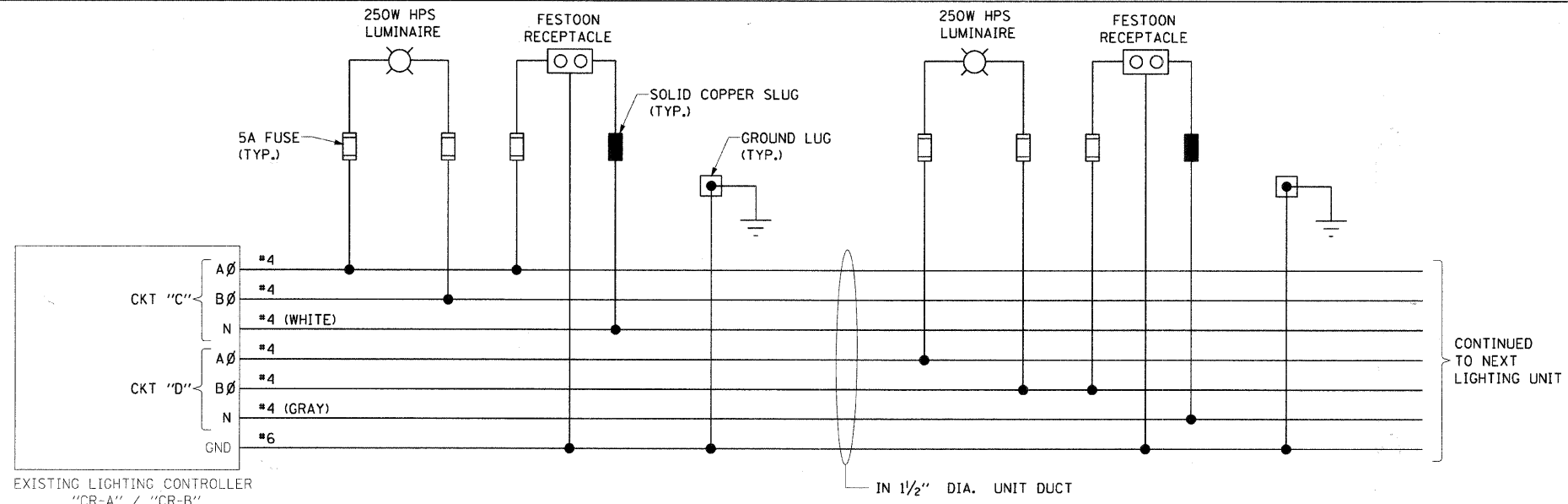


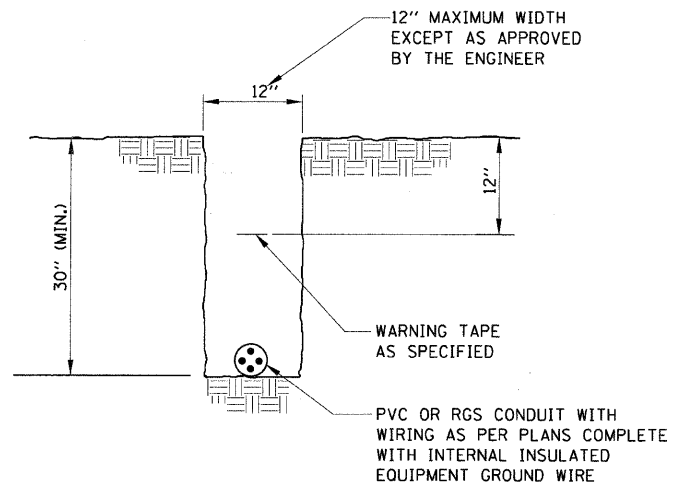
| | | | | |
|--------------------------|----------------|---|--------------|-----------|
| IL ROUTE | SECTION | COUNTY | TOTAL SHEETS | SHEET NO. |
| 1324 | 03-00097-01-PV | COOK | 82 | 70 |
| STA. _____ TO STA. _____ | | FED. ROAD DIST. NO. _____ ILLINOIS FED. AID PROJECT | | |
| CONTRACT # 83971 | | | | |



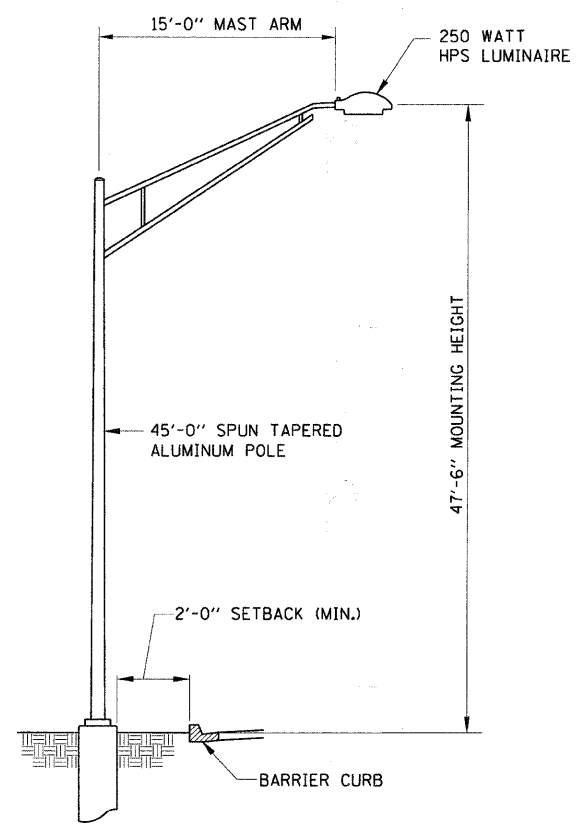
- NOTES:**
1. CONNECT NEW CIRCUITS TO THE EXISTING 30A, 2P, 240V SPARE CIRCUIT BREAKERS.
 2. REFER TO SHEET ED-4 FOR EXISTING LIGHTING CONTROLLERS "CR-A" AND "CR-B" SINGLE LINE DIAGRAMS.
 3. REFER TO DRAWING ED-1 FOR TYPICAL LIGHT POLE BASE WIRING DETAIL.
 4. FESTOON RECEPTACLE PHASE CONNECTION SHALL ALTERNATE BETWEEN AØ AND BØ WITHIN A CIRCUIT AND BETWEEN CIRCUITS, I.E.
C1 - AØ
D1 - BØ
C2 - BØ
D2 - AØ.

1 TYPICAL WIRING DIAGRAM FOR CIRCUITS "C" & "D"
N.T.S. (NOTE: TYPICAL FOR ALL OTHER LIGHTING CONTROLLERS "CR-A" AND "CR-B" CIRCUITS)

EXISTING LIGHTING CONTROLLER
"CR-A" / "CR-B"
(NOTES 1, 2)



2 TYPICAL TRENCH DETAIL
N.T.S.



3 LIGHTING UNIT TYPE "D" - DETAIL
N.T.S.

| REVISIONS | |
|-----------|------|
| NAME | DATE |
| | |
| | |
| | |
| | |
| | |
| | |
| | |
| | |
| | |
| | |

ILLINOIS DEPARTMENT OF TRANSPORTATION
IL RTE 58 (DEMPSTER ST) IMPROVEMENTS

LIGHT POLE AND WIRING DETAILS

SCALE: N.T.S. DRAWN BY:
DATE: 10-16-09 CHECKED BY:

McDonough Associates Inc.
Engineers / Architects