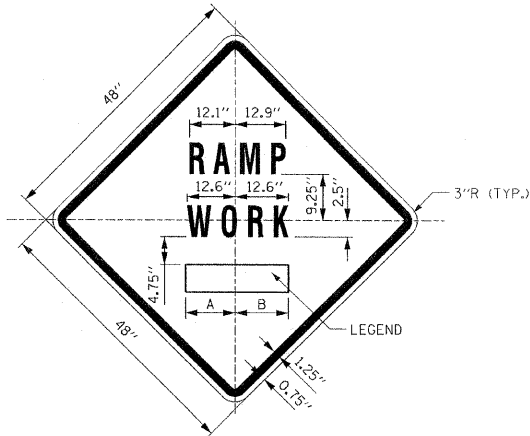


SIGN TS-1

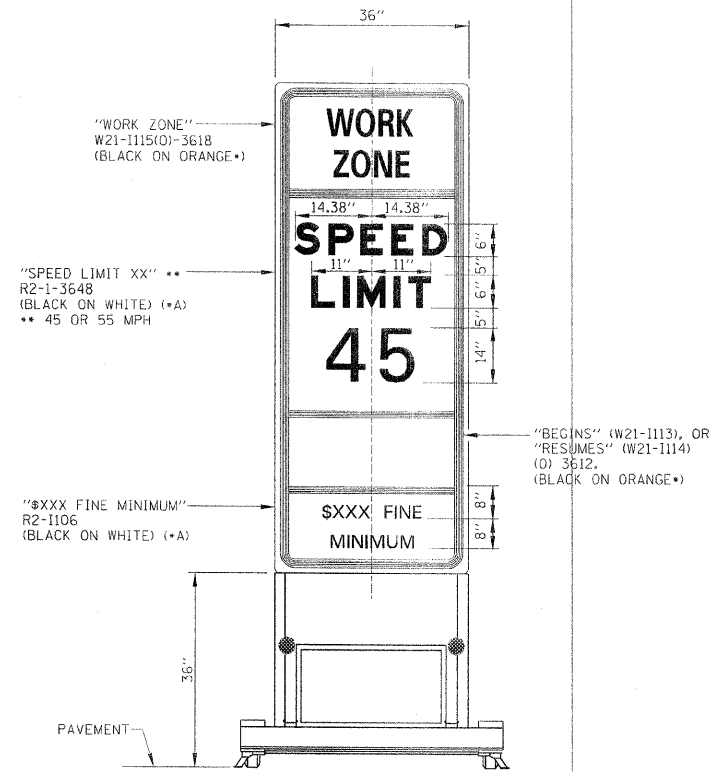
COLOR: BACKGROUND - •
 BORDER AND SYMBOL - BLACK
 SIZE: 48"x48"
 MOUNTING HOLES: SAME AS SHOWN FOR SIGN W1-1
 NOTE: SIGN TS-1L IS SHOWN; REVERSE SYMBOL FOR SIGN TS-1R



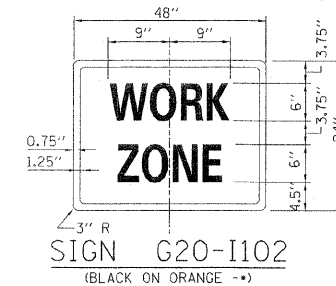
SIGN TS-2

COLOR: BACKGROUND - •
 BORDER AND SYMBOL - BLACK
 SIZE: 48"x48"
 LETTERING: 7" FEDERAL SERIES D
 MOUNTING HOLES: SAME AS SHOWN FOR SIGN W1-1

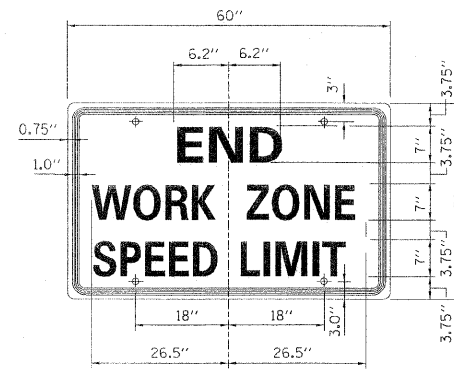
SIGN NO.	LEGEND	A	B
TS-2A	AHEAD	15.50"	15.50"
TS-2B	500 FT	14.25"	15.13"
TS-2C	1000 FT	14.88" L2	15.75" L2
TS-2D	1500 FT	14.88" L2	15.75" L2
TS-2E	1/2 MILE	15.75" L3	15.75" L3
TS-2F	1 MILE	13.06"	13.06"



WORK ZONE SPEED LIMIT SIGN ASSEMBLY

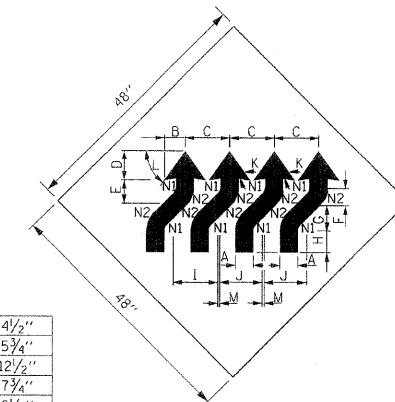


COLOR: BACKGROUND - ORANGE
 BORDER AND LETTERS - BLACK
 SIZE: 48"x24"
 LETTERING: 6" FEDERAL SERIES C,
 MOUNTING HOLES: 3/8" DIA., 4 HOLES SPACED AS SHOWN ON SIGN G20-2A



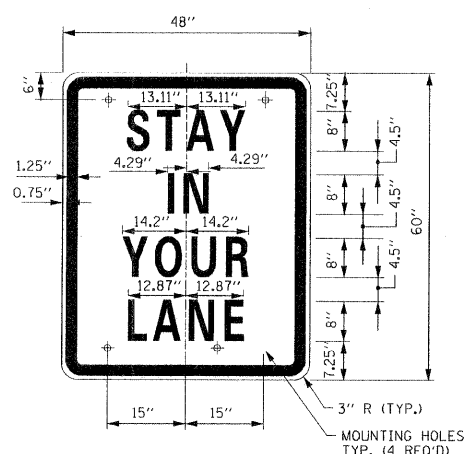
COLOR: BACKGROUND - ORANGE
 BORDER AND LETTERS - BLACK
 SIZE: 60"x36"
 LETTERING: 6" FEDERAL SERIES C,
 MOUNTING HOLES: 3/8" DIA., 4 HOLES SPACED AS SHOWN

A	4 1/2"
B	5 3/4"
C	12 1/2"
D	7 3/4"
E	6 1/2"
F	4 1/2"
G	6 1/2"
H	6"
I	12 3/4"
J	12"
K	45°
L	55°
M	0 3/4"
N1	2"
N2	6 1/2"



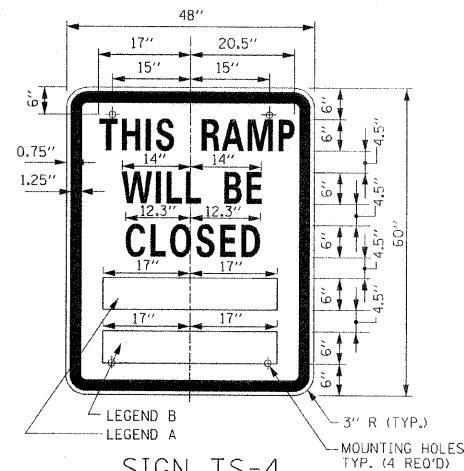
SIGN WI-4dR

COLOR: BACKGROUND FLUORESCENT ORANGE TYPE A REFLECTIVE SHEETING PER STANDARD SPECIFICATIONS
 BORDER AND LETTERS-BLACK
 SIZE: 48"x48"



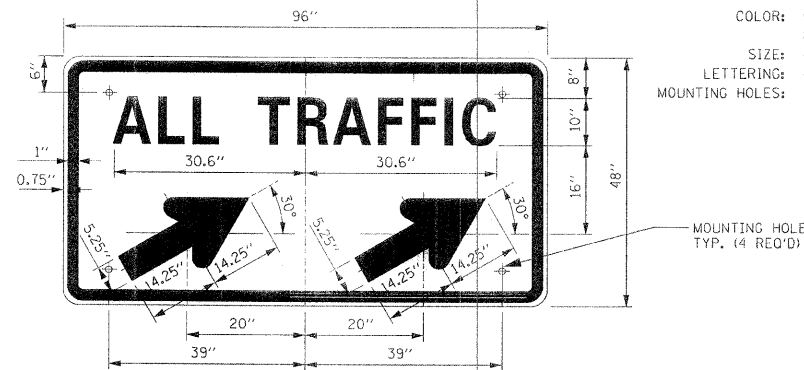
SIGN TS-3

COLOR: BACKGROUND - WHITE (REFLECTORIZED)(•A)
 BORDER AND LETTERS - BLACK
 SIZE: 48"x60"
 LETTERING: LEGEND - 8" FEDERAL SERIES D
 MOUNTING HOLES: 3/8" DIA., 4 HOLES, SPACED AS SHOWN



SIGN TS-4

COLOR: BACKGROUND - WHITE (REFLECTORIZED)(•A)
 BORDER AND LETTERS - BLACK
 SIZE: 48"x60"
 LETTERING: LEGEND - 6" FEDERAL SERIES C
 MOUNTING HOLES: 3/8" DIA., 4 HOLES, SPACED AS SHOWN



SIGN TS-5a & TS-5b

COLOR: BACKGROUND - WHITE (REFLECTORIZED)(•A)
 BORDER AND LETTERS - BLACK
 ARROW - BLACK
 SIZE: 96"x48"
 LETTERING: 10" FEDERAL SERIES D
 MOUNTING HOLES: 3/8" DIA., 4 HOLES, SPACED AS SHOWN
 NOTE: SIGN TS-5a IS SHOWN, SUBSTITUTE LEGEND '✓' FOR '↗' FOR SIGN TS-5b

NOTES:

- ALL LETTERING IS DESIGNATED BY SIZE AND SERIES IN ACCORDANCE WITH THE LATEST EDITION OF "STANDARD ALPHABETS FOR HIGHWAY SIGNS AND PAVEMENT MARKINGS" AS PUBLISHED BY THE U.S. DEPARTMENT OF TRANSPORTATION. LETTERING SPACING SHALL BE IN ACCORDANCE WITH THIS GUIDE EXCEPT WHERE NOTED.
- SYMBOLS AND ARROWS SHALL CONFORM TO THE DETAILS SHOWN IN THE LATEST EDITION OF "STANDARD HIGHWAY SIGNS" AS PUBLISHED BY THE U.S. DEPARTMENT OF TRANSPORTATION.
- SEE THE CONTRACT REQUIREMENTS FOR ADDITIONAL NOTES AND SPECIFICATIONS. • - FLUORESCENT ORANGE REFLECTIVE SHEETING PER THE STANDARD SPECIFICATIONS. (•A) - REFLECTIVE SHEETING PER THE STANDARD SPECIFICATIONS.
- DIMENSIONS INDICATED THUS L ARE BASED ON A REDUCTION IN STANDARD LETTERING SPACING AS SHOWN BELOW:
 L1 SPACING REDUCED BY 25%
 L2 SPACING REDUCED BY 40%
 L3 SPACING REDUCED BY 50%

F.A.P. RTE.	SECTION	COUNTY	TOTAL SHEETS	SHEET NO.
341	N-4-C-1	KANE	32	27

CONTRACT 60D72

SHEET 1 OF 2

Illinois Tollway
 Open Roads for a Faster Future

DATE	REVISIONS

CONSTRUCTION SIGNS

STANDARD E1-00

APPROVED: *Jeff Daley*
 CHIEF ENGINEER DATE 1-1-2007