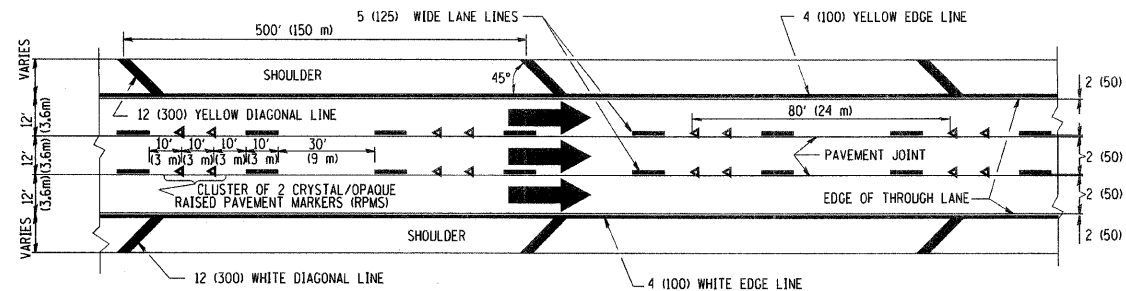


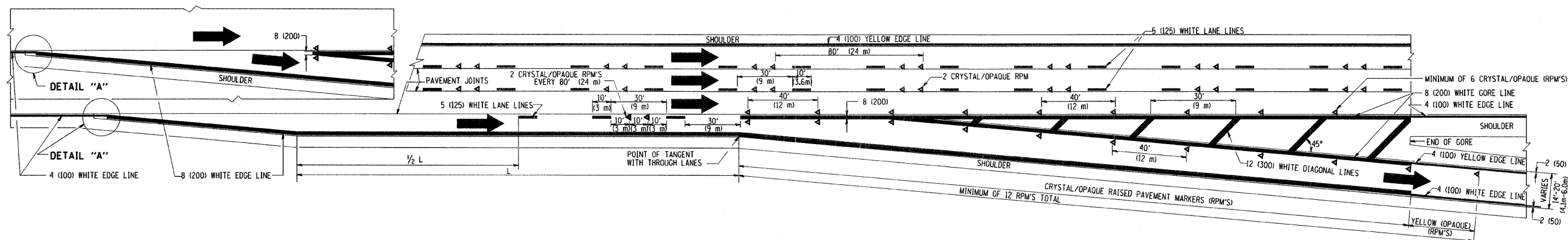
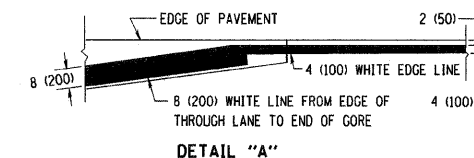
THE DIAGONAL LINES SHALL BE SPACED AT 40' (12 m) C-C ACROSS ALL STRUCTURES WHICH ARE 500' (150 m) OR LESS IN LENGTH  
THE DIAGONAL LINES ARE NOT REQUIRED ON SHOULDERS WHICH ARE 6' (1.8 m) OR LESS IN WIDTH



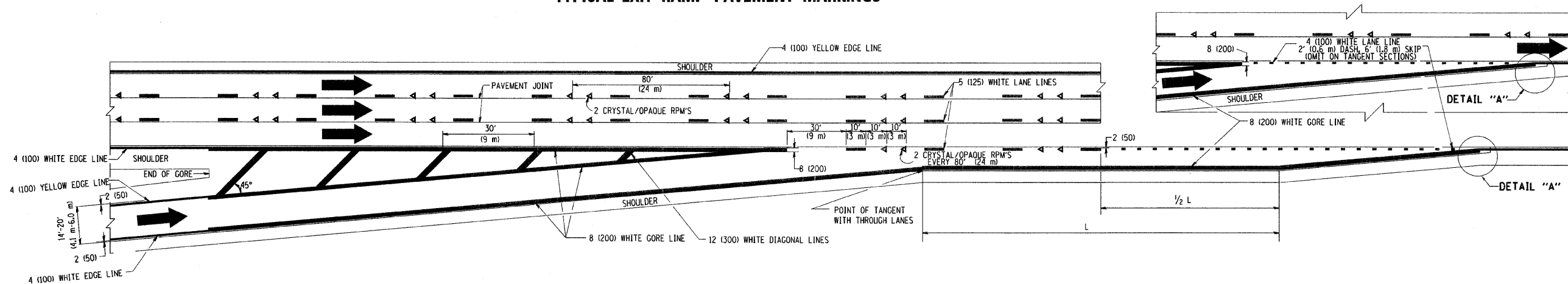
TYPICAL EDGE LINES & LANE LINES

NOTES:

1. THERMO PLASTIC PAVEMENT MARKING LINE SHALL BE USED FOR THE EDGE LINES, GORE LINES, AND DIAGONAL LINES ON BITUMINOUS PAVEMENT ONLY.
2. PREFORMED PLASTIC TYPE B PAVEMENT MARKING LINE SHALL BE USED FOR ALL LANE LINES ON BITUMINOUS PAVEMENT
3. POLYUREA PAVEMENT MARKING SHALL BE USED FOR ALL MARKINGS ON PCC



TYPICAL EXIT RAMP PAVEMENT MARKINGS



TYPICAL ENTRANCE RAMP PAVEMENT MARKINGS

FILE NAME = W:\distatd\22x34\to12.dgn	USER NAME = gaglianobt	DESIGNED - D.W.S.	REVISED - A.H. 03-96	<b>STATE OF ILLINOIS DEPARTMENT OF TRANSPORTATION</b>	<b>MULTI-LANE FREEWAY PAVEMENT MARKING DETAILS</b>			F&P RTE. 352	SECTION 56 RS-8	COUNTY LAKE	TOTAL SHEETS 39	SHEET NO. 30	
	PLOT SCALE = 50.000' / IN.	DRAWN -	REVISED - D.W.S. 07-96					<b>TC-12</b>			CONTRACT NO. 60E23		
	PLOT DATE = 1/4/2008	CHECKED -	REVISED - J.A.F. 02-06					SCALE: NONE SHEET NO. 1 OF 2 SHEETS STA. TO STA.			FED. ROAD DIST. NO. 1 ILLINOIS FED. AID PROJECT		
		DATE - 01-90	REVISED - S.P.B. 01-07										