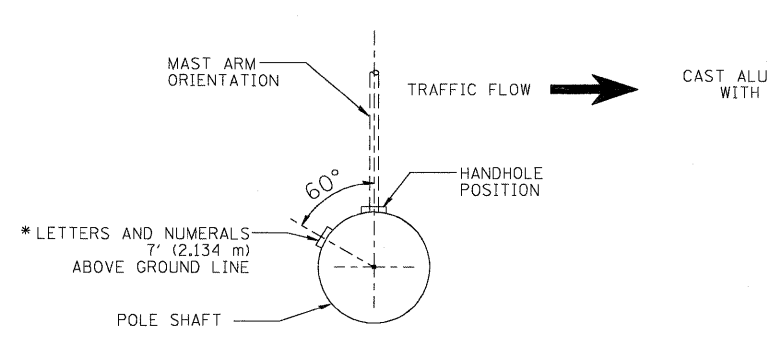
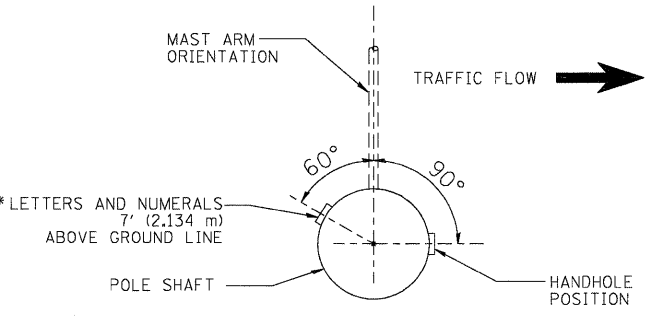


F.A. RTE.	SECTION	COUNTY	TOTAL SHEETS	SHEET NO.
334	2008-08-3I	COOK	80	77
STA. _____		TO STA. _____		
FED. ROAD DIST. NO. _____		ILLINOIS FED. AID PROJECT _____		

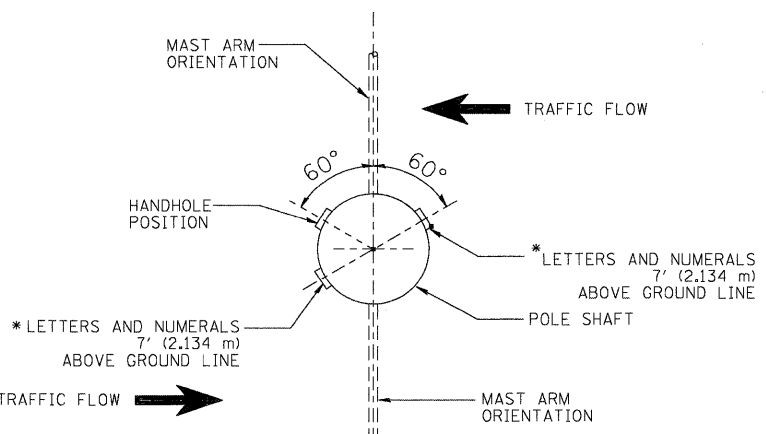
- NOTES:**
- ALL DIMENSIONS ARE IN INCHES (MILLIMETERS) UNLESS OTHERWISE SHOWN.
 - MOUNTING HEIGHT IS DEFINED AS THE DISTANCE FROM THE CENTERLINE OF THE TENON TO THE BOTTOM OF THE ANCHOR BASE.
 - TWO PIECE SHAFT WILL BE MATCHED MARKED AND INTERCHANGEABLE BETWEEN DIFFERENT UNITS. FIELD DRILLING OF THE HOLES WILL NOT BE ALLOWED.
 - THE LIGHT POLE WILL MEET AASHTO DESIGN CRITERIA AS SPECIFIED.
 - THE INSTALLING CONTRACTOR WILL PROVIDE A UL LISTED GROUNDING CONNECTOR. BURNDY K2C23, T&B SP4DL OR APPROVED EQUAL.
 - LIGHT POLES WILL NOT BE INSTALLED WITHOUT MAST ARMS AND LUMINAIRES.
 - LIGHT POLES WILL BE SET PLUMB ON THE FOUNDATION WITHOUT THE USE OF LEVELING NUTS, WASHERS OR SHIMS.
 - LIGHTING UNIT IDENTIFICATION NUMBERS SHALL BE INSTALLED BEFORE THE LIGHTING UNIT IS ENERGIZED.



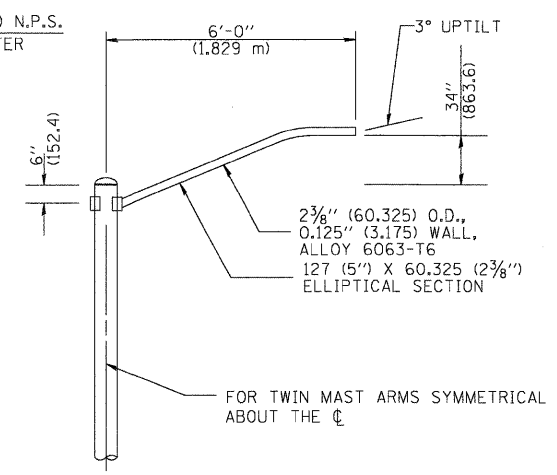
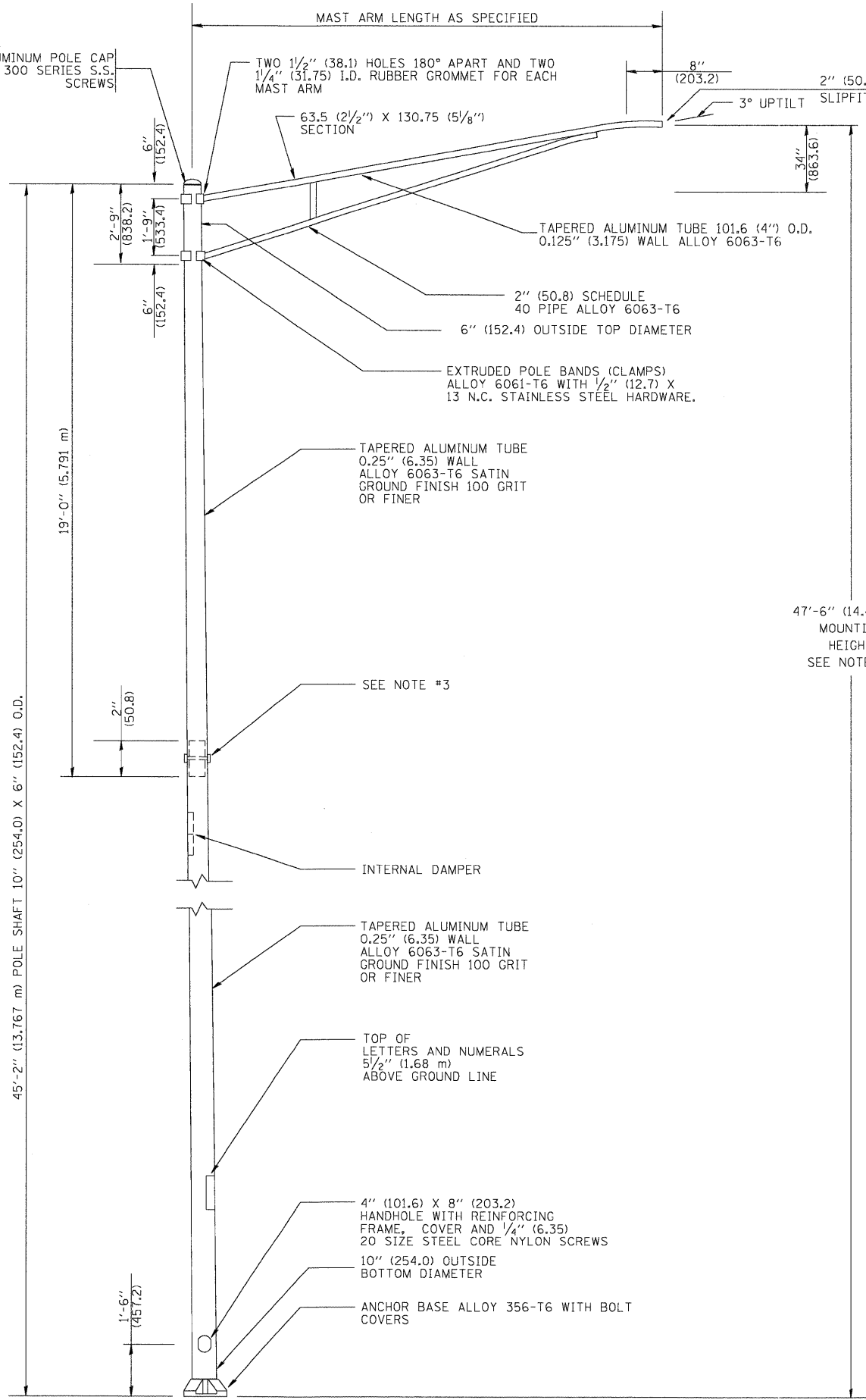
POSITION OF HANDHOLE AND POLE NUMBER FOR SINGLE MAST ARM POLES MOUNTED ON BRIDGE PARAPET OR BARRIER WALL



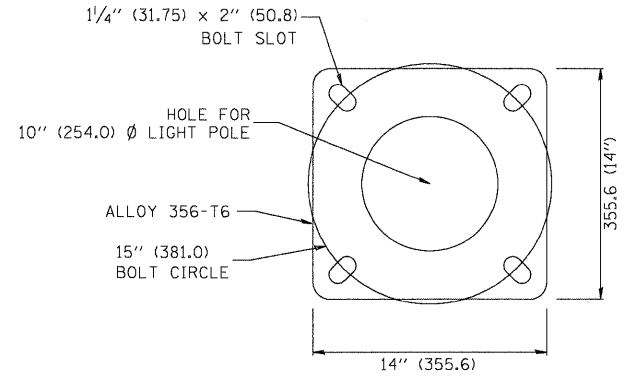
POSITION OF HANDHOLE AND POLE NUMBER FOR SINGLE MAST ARM POLES



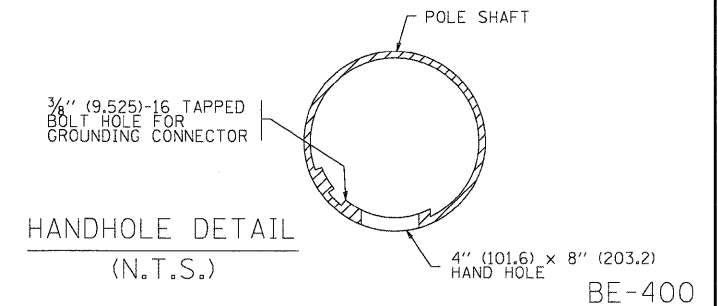
POSITION OF HANDHOLE AND POLE NUMBER FOR TWIN MAST ARM POLES



6' (1.8 m) SINGLE MEMBER MAST ARM (N.T.S.)



LIGHT POLE BASE PLATE DETAIL 15 INCH (381.0) BOLT CIRCLE



HANDHOLE DETAIL (N.T.S.)

REVISIONS	
NAME	DATE
R. TOMSONS	9-6-00
R. TOMSONS	8-12-03

ILLINOIS DEPARTMENT OF TRANSPORTATION
ALUMINUM LIGHT POLE
 47'-6" (14.478 m)
 MOUNTING HEIGHT

SCALE: NONE
 DATE: 1/10/2007

DRAWN BY _____
 CHECKED BY _____

FILE NAME = Lighting Plan_33_Detail-BE400.dgn
 USER NAME = #USER#
 PLOT SCALE = #SCALE#
 PLOT DATE = 1/27/2009

DESIGNED -	REVISED -
DRAWN -	REVISED -
CHECKED -	REVISED -
DATE - 1/22/2009	REVISED -

STATE OF ILLINOIS
DEPARTMENT OF TRANSPORTATION

ALUMINUM LIGHT POLE
 47'-6" (14.478 m) MOUNTING HEIGHT
 BE-400

SCALE: N.T.S. SHEET NO. OF SHEETS STA. - TO STA. -

F.A.P. RTE.	SECTION	COUNTY	TOTAL SHEETS	SHEET NO.
334	2008-08-3I	COOK	80	77
CONTRACT NO. 60F87				
FED. ROAD DIST. NO. _____		ILLINOIS FED. AID PROJECT _____		

1/27/2009 P:\2009\09052709\CADD\Sheets\Lighting Plan_33_Detail-BE400.dgn