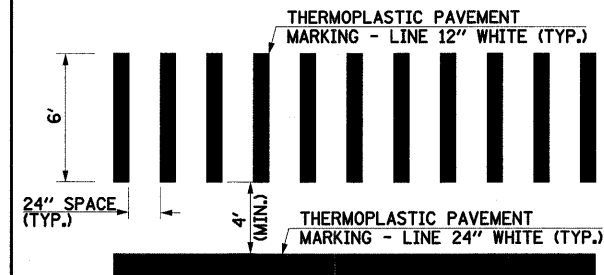
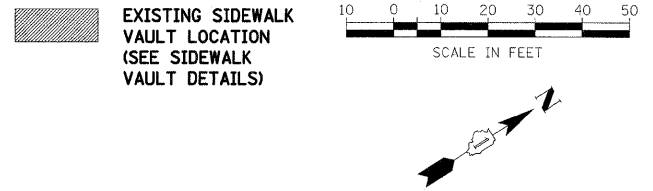
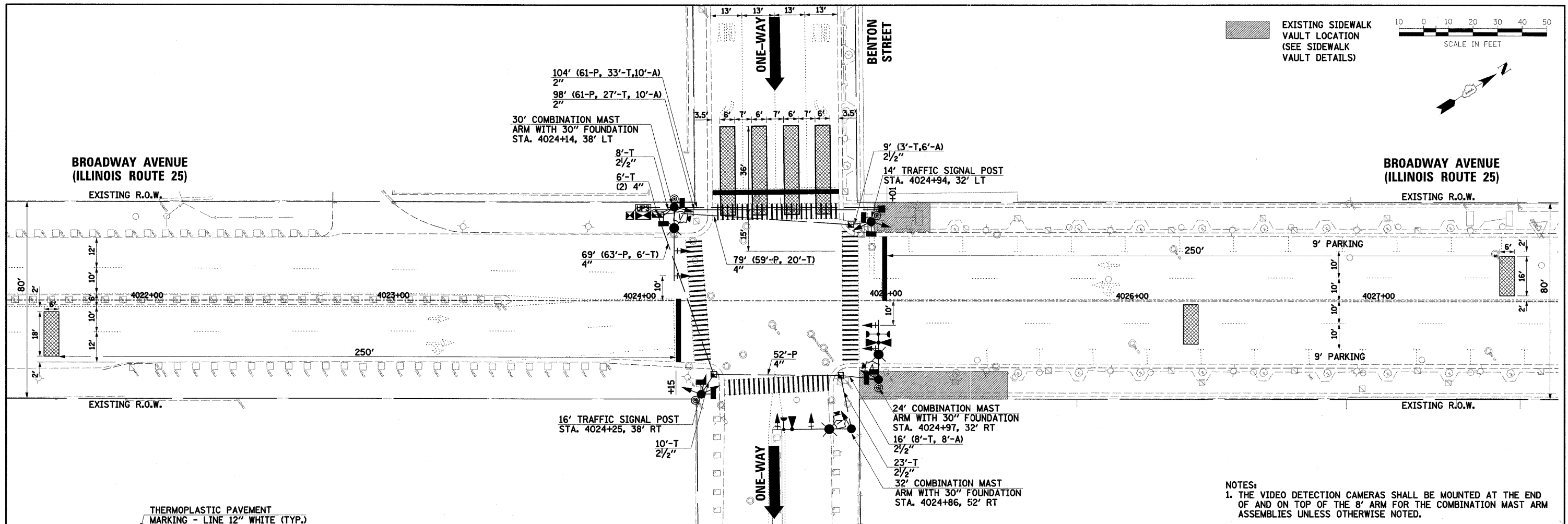


PLAN SURVEYED BY DATE
 PLOTTED BY DATE
 CHECKED BY DATE
 NOTE BOOK NO. OF WAY CHECKED
 CAD FILE NAME

PROFILE SURVEYED BY DATE
 PLOTTED BY DATE
 CHECKED BY DATE
 NOTE BOOK NO. OF WAY CHECKED
 STRUCTURE NOTATIONS CPND



TYPICAL STRIPING DETAIL AT CROSSWALKS

PROPOSED TRAFFIC SIGNS

- R6-2-2430 (2 EACH)**

LOCATIONS:
 1. NORTHBOUND MAST ARM, 3' EAST OF THE OUTER 3-SECTION SIGNAL HEAD.
 2. TRAFFIC SIGNAL POST IN THE SOUTHEAST CORNER FACING SOUTH.
- R6-2-2430 (2 EACH)**

LOCATIONS:
 1. SOUTHBOUND MAST ARM, 3' WEST OF THE OUTER 5-SECTION SIGNAL HEAD.
 2. TRAFFIC SIGNAL POST IN NORTHWEST CORNER FACING NORTH.
- M-1100-2424 (1 EACH)**

LOCATION:
 1. EASTBOUND MAST ARM, 6' NORTH OF THE OUTER 3-SECTION SIGNAL HEAD
- M6-4-2115 (1 EACH)**

THE TRAFFIC SIGNAL CONTROL EQUIPMENT FOR THIS PROJECT SHALL BE "ECONOLITE" TO MATCH THE EXISTING ADJACENT SYSTEM.

THE EMERGENCY VEHICLE PREEMPTION EQUIPMENT FOR THIS PROJECT SHALL BE COORDINATED BY THE CONTRACTOR WITH THE CITY OF AURORA.

RESTORATION OF WORK AREA:
 RESTORATION OF THE TRAFFIC SIGNAL WORK AREA SHALL BE INCIDENTAL TO THE RELATED PAY ITEM SUCH AS FOUNDATION, CONDUIT, HANDHOLE, TRENCH AND BACKFILL, ETC., AND NO EXTRA COMPENSATION SHALL BE ALLOWED UNLESS OTHERWISE NOTED. ALL ROADWAY SURFACES SUCH AS SHOULDERS, MEDIANS, SIDEWALKS, PAVEMENT, ETC. SHALL BE REPLACED IN KIND. ALL DAMAGE TO MOWED LAWNS SHALL BE REPLACED WITH AN APPROVED SOD, AND ALL DAMAGE TO UNMOWED FIELDS SHALL BE SEEDED IN ACCORDANCE WITH STANDARD SPECIFICATIONS 252 AND 250 RESPECTIVELY.

- NOTES:
- THE VIDEO DETECTION CAMERAS SHALL BE MOUNTED AT THE END OF AND ON TOP OF THE 8' ARM FOR THE COMBINATION MAST ASSEMBLIES UNLESS OTHERWISE NOTED.
 - PHOTOCELL SHALL BE MOUNTED ON THE LIGHTING CONTROLLER CABINET AWAY FROM DIRECT SUNLIGHT. THIS WORK AND THE COST OF THE LIGHTING CONTROLLER CABINET AND FOUNDATION SHALL BE INCLUDED IN THE COST OF THE LIGHTING CONTROLLER.
 - THE CONTRACTOR SHALL VERIFY NEW SERVICE LOCATIONS WITH COM-ED PRIOR TO CONSTRUCTION.

TRAFFIC SIGNAL LEGEND

	PROPOSED	EXISTING		PROPOSED	EXISTING
CONTROLLER			DETECTOR LOOP		
SERVICE INSTALLATION			CAST IRON JUNCTION BOX		
SIGNAL HEAD			EMERGENCY VEHICLE LIGHT DETECTOR		
SIGNAL HEAD WITH BACKPLATE			CONFIRMATION BEACON		
SIGNAL HEAD, PEDESTRIAN			SIGNAL HEAD OPTICALLY PROGRAMMED		
SIGNAL POST			CONDUIT SPLICE		
MAST ARM ASSEMBLY AND POLE, STEEL			WOOD POLE		
MAST ARM ASSEMBLY AND POLE, ALUMINUM			RACEWAY FOR MAGNETIC DETECTOR, TYPE I OR TYPE II		
COMBINATION MAST ARM ASSEMBLY AND POLE, STEEL WITH LUMINAIRE			VEHICLE DETECTOR, NON COMPENSATED MAGNETIC TYPE		
UNIT DUCT	UD		RAILROAD CONTROL CABINET		
COMMON TRENCH	CT		TELEPHONE CONNECTION		
HANDHOLE			ILLUMINATED SIGN "NO LEFT TURN"		
HEAVY DUTY HANDHOLE			ILLUMINATED SIGN "NO RIGHT TURN"		
DOUBLE HANDHOLE			VIDEO DETECTION CAMERA		
G.S. CONDUIT IN TRENCH (T) OR PUSHED (P)			VIDEO DETECTION AREA		
PEDESTRIAN PUSHBUTTON DETECTOR			WIRELESS ANTENNA		