F.A.P. RTE.	SECTION	COUNTY	TOTAL SHEETS	SHEET NO.
337	20R-6	LAKE	149	21
STA.		TO STA.		
FED. ROAD DIST. NO.		ILLINOIS	FED. AID PROJECT	
CONTRACT NO. 62519				

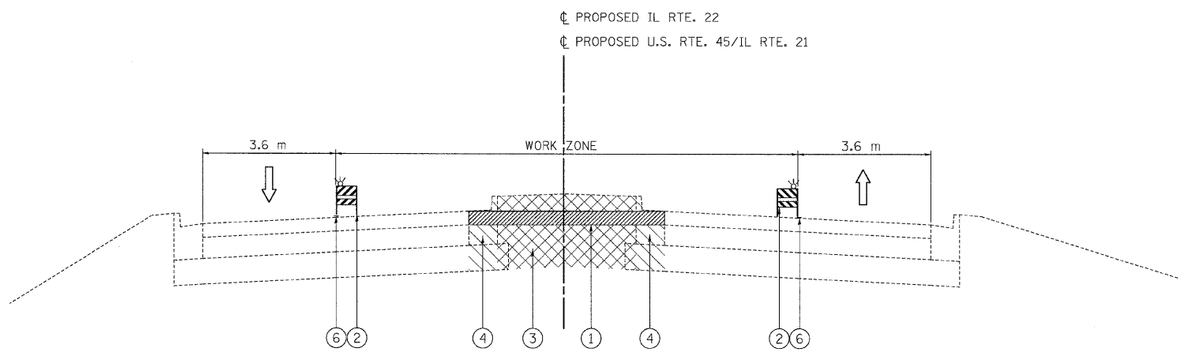

PRESTAGE

STATION 104+517.919 TO STATION 104+700 - IL RTE. 22
STATION 9+845 TO STATION 9+890 - U.S. RTE. 45/IL RTE. 21
STATION 10+124 TO STATION 10+152 - U.S. RTE. 45/IL RTE. 21

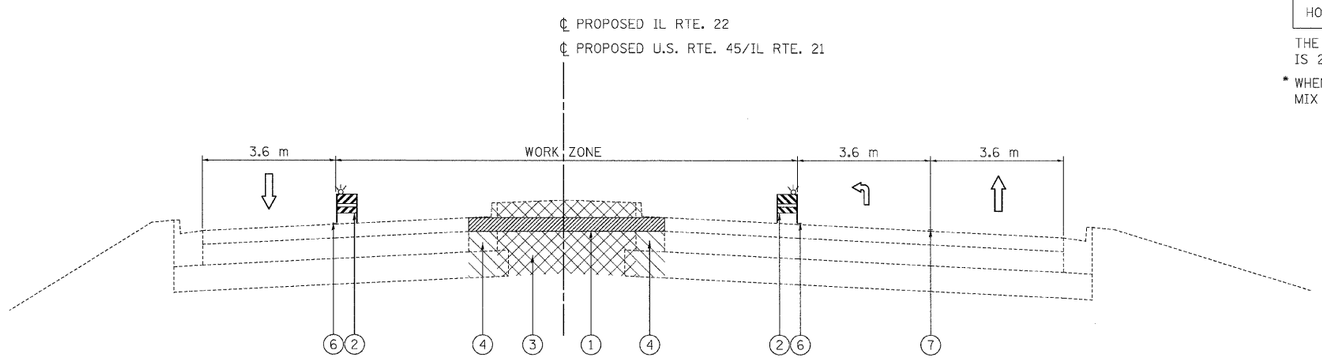

PRESTAGE

STATION 104+700 TO STATION 104+804 - IL RTE. 22
STATION 104+832 TO STATION 104+902 - IL RTE. 22 (MIRROR IMAGE)
STATION 9+890 TO STATION 9+988 - U.S. RTE. 45/IL RTE. 21
STATION 10+016 TO STATION 10+097 - U.S. RTE. 45/IL RTE. 21 (MIRROR IMAGE)

TEMPORARY PAVEMENT DETAILS

(CONTRACTOR HAS THE OPTION OF USING HMA OR PCC SECTION FOR TEMPORARY PAVEMENT)

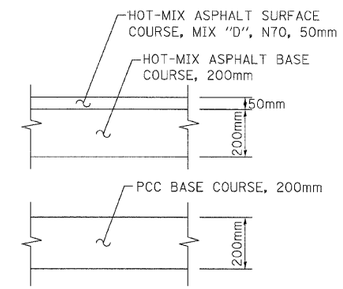

HOT-MIX ASPHALT MIXTURE REQUIREMENTS

TEMPORARY PAVEMENT		
HOT-MIX ASPHALT SURFACE COURSE, MIX "D", N70	PG 64-22	4% @ 70 GYR.
HOT-MIX ASPHALT BASE COURSE	PG 64-22*	4% @ 50 GYR.

THE UNIT WEIGHT USED TO CALCULATE ALL HMA SURFACE MIXTURE QUANTITIES IS 2.39 KG/SQ M/MM.

* WHEN THE RAP EXCEEDS 20%, THE NEW ASPHALT BINDER IN THE MIX SHALL BE PG 58-22.

LEGEND

1. TEMPORARY PAVEMENT
2. TYPE II BARRICADES OR DRUMS WITH STEADY BURNING LIGHTS (15m C-C, 7.5m @ TAPERS & 3.5m ALONG RADII)
3. MEDIAN REMOVAL
4. CONCRETE CURB & GUTTER REMOVAL
5. THERMOPLASTIC PVMT MKG, 100mm (DOUBLE YELLOW)
6. THERMOPLASTIC PVMT MKG, 100mm (YELLOW EDGE LINE)
7. THERMOPLASTIC PVMT MKG, 150mm (WHITE LANE LINE)
8. PVMT MKG TAPE, TYPE III, 100mm (DOUBLE YELLOW)
9. PVMT MKG TAPE, TYPE III, 100mm (EDGE LINE)
10. PVMT MKG TAPE, TYPE III, 150mm (WHITE LANE LINE)

REVISIONS	
NAME	DATE

ILLINOIS DEPARTMENT OF TRANSPORTATION
FAP ROUTE 337 (IL ROUTE 22)
SUGGESTED STAGING OF CONSTRUCTION AND TRAFFIC CONTROL
TYPCIAL SECTIONS - PRESTAGE

SCALE: 1:500 DRAWN BY: KEF
DATE: 1/28/2009 CHECKED BY: CPK

PATRICK ENGINEERING INC. LISLE, ILLINOIS

tkoeppen(Rdwy_Lisle) 2/5/2009 5:07:07 PM PDF(Grey_Large).plt P:\Lisle\IDOT\9171.AO\Drawings\RDWY\Mi\Shts\MOT\MOT_TYP_A_L.dgn