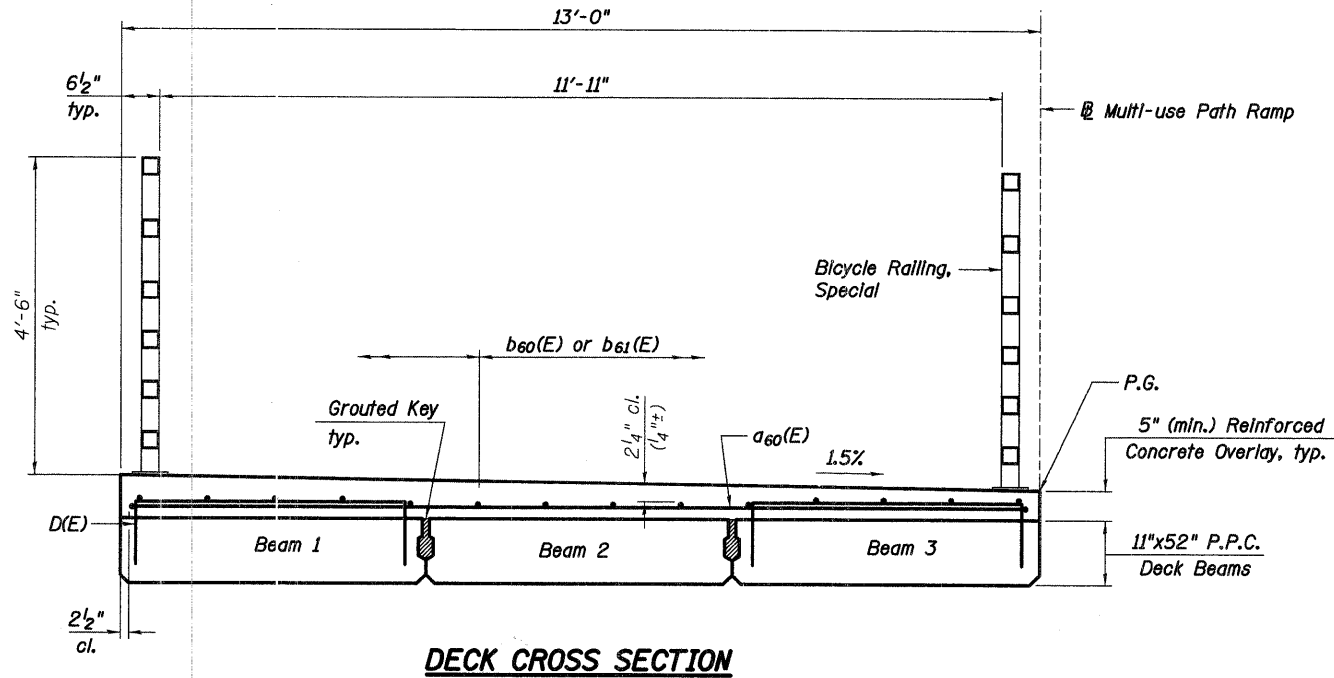
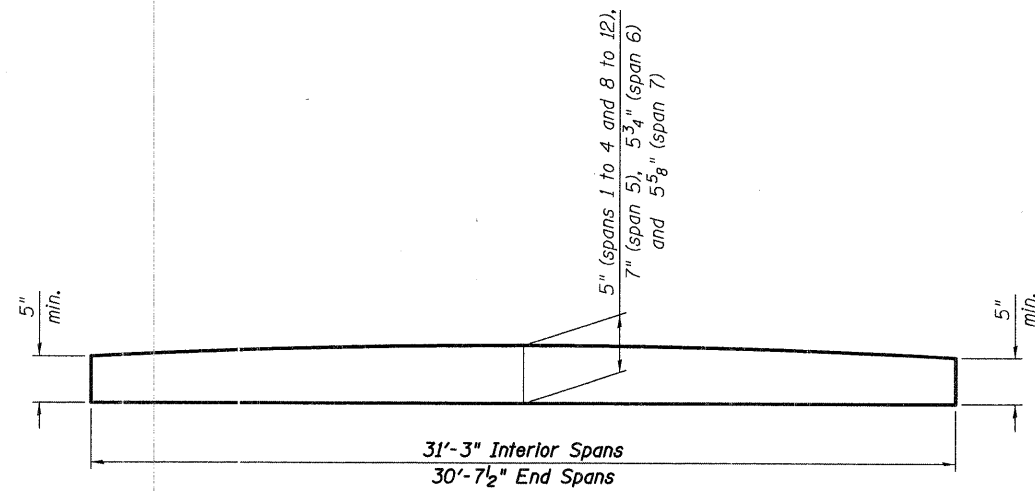


F.A.P. RTE.	SECTION	COUNTY	TOTAL SHEETS	SHEET NO.
361	06-00214-20-BR	KANE	320	184
STA. 511+80.00		TO STA. 609+14.92		
FED. ROAD DIST. NO. 7		ILLINOIS FED. AID PROJECT		
SHEET NO. S79 OF S108				



DECK CROSS SECTION

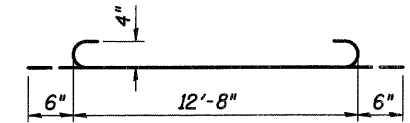


REINFORCED CONCRETE WEARING SURFACE PROFILE


(Propose along @ of Multi-use Path Ramp)

**MUP RAMP -
SUPERSTRUCTURE BILL OF MATERIAL**

Bar	No.	Size	Length	Shape
a ₆₀ (E)	379	# 4	13'-8"	⤵
b ₆₀ (E)	28	# 4	30'-10"	—
b ₆₁ (E)	84	# 4	31'-10"	—
b ₆₂ (E)	56	# 4	32'-5"	—
Reinforcement Bars, Epoxy Coated			Pound	7,040
Concrete Wearing Surface, 5"			Sq Yd	543



BAR a₆₀(E)



BAR D(E)

(For Information only)

Minimum Bar Lap

#4 bars = 1'-8"

Notes:

- #4 D(E) Bars are to be cast with Beams. See sheet S80 of S108 for Details. Cost is included with Precast Prestressed Concrete Deck Beams (11" Depth).
- See sheet S81 of S108 for Bicycle Railing Special Details.
- The top surface of the concrete wearing surface shall be finished according to Article 424.06 of the Standard Specifications, except the surface shall not be divided by grooves.

REVISIONS	
NAME	DATE

ILLINOIS DEPARTMENT OF TRANSPORTATION
**MUP RAMP -
DECK CROSS SECTION**
MULTI-USE PATH BRIDGE OVER THE FOX RIVER PUBLIC WATERS
STRUCTURE NUMBER 045-3164
KANE COUNTY FAP 361 SECTION 06-00214-20-BR
STATION 572+37.71 DESIGNED: DFM DRAWN: SGW
DATE: JANUARY 16, 2009 CHECKED: KPZ CHECKED: KPZ

