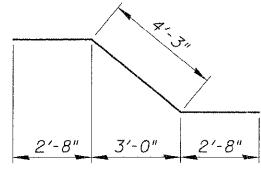


ELEVATION SHOWING REINFORCEMENT

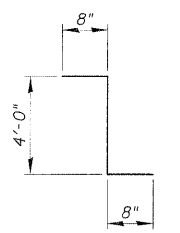
WEIR
BILL OF MATERIAL

| Bar | No. | Size | Length | Shape |
|----------------------------------|-----|----------|--------|-------|
| d1(E) | 12 | #4 | 9'-7" | |
| d2(E) | 12 | #4 | 5'-4" | |
| h1(E) | 10 | #4 | 17'-8" | — |
| h2(E) | 6 | #4 | 30'-2" | — |
| h3(E) | 8 | #4 | 31'-2" | — |
| h4(E) | 5 | #4 | 29'-8" | — |
| n1(E) | 68 | #4 | 3'-6" | |
| t | 24 | #4 | 17'-8" | — |
| t1(E) | 6 | #4 | 35'-2" | — |
| t2(E) | 6 | #4 | 34'-0" | — |
| v1(E) | 40 | #4 | 6'-2" | — |
| v2(E) | 4 | #4 | 4'-8" | — |
| v3(E) | 4 | #4 | 2'-2" | — |
| v4(E) | 58 | #4 | 5'-8" | — |
| w (E) | 144 | #4 | 4'-9" | — |
| Reinforcement Bars, Epoxy Coated | | Lbs. | 2200 | |
| Concrete Structures | | Cu. Yds. | 36.1 | |
| Structure Excavation | | Cu. Yds. | 360 | |

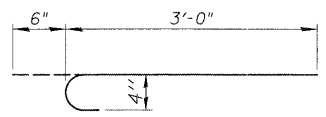
NOTATIONS:
B.F. = Back Face
F.F. = Front Face



BAR d1(E)



BAR d2(E)



BAR n1(E)