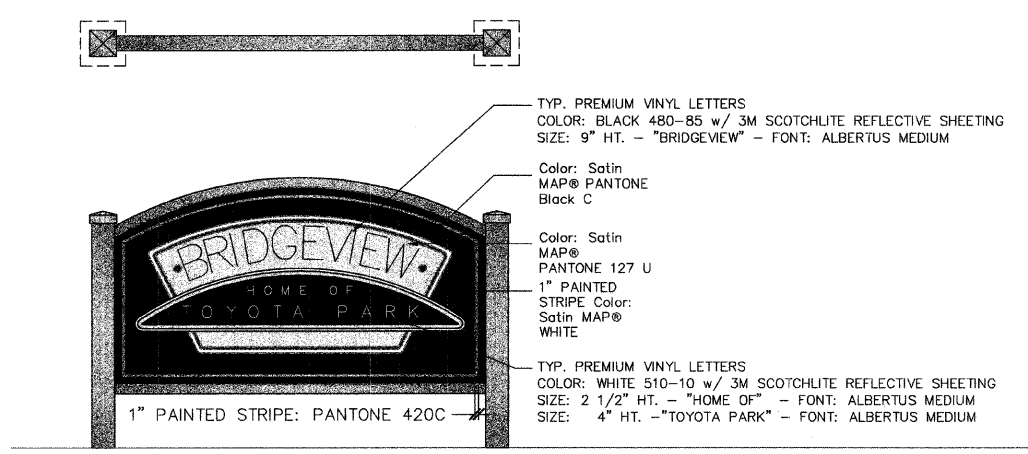


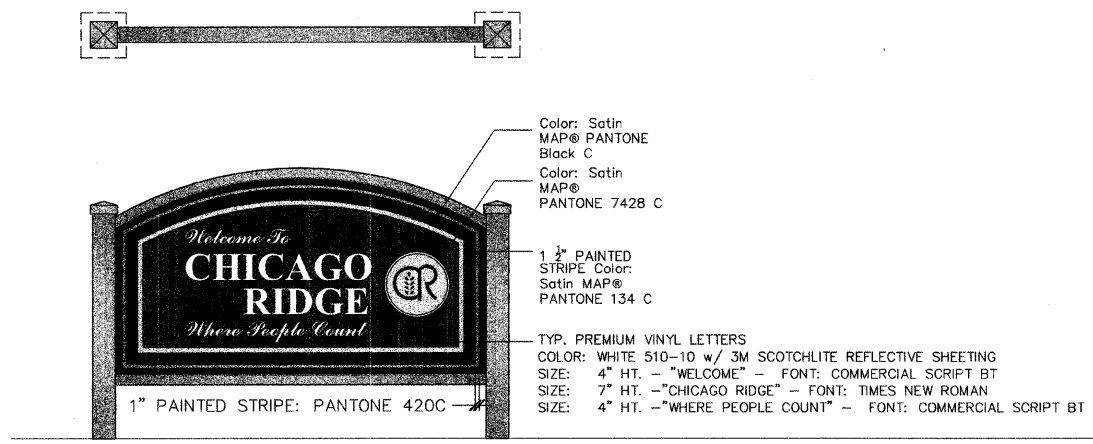
F. A. U. NO.	SECTION	COUNTY	TOTAL SHEETS	SHEET NO.
348	07-00055-00-LS	COOK	41	37
STA.	TO STA.			
FED. ROAD DIST. NO.	ILLINOIS	FED. AID PROJECT		

CONTRACT #63106



NOTE:
 CONTRACTOR SHALL VERIFY ALL COLORS WITH MUNICIPALITY PRIOR TO FABRICATION

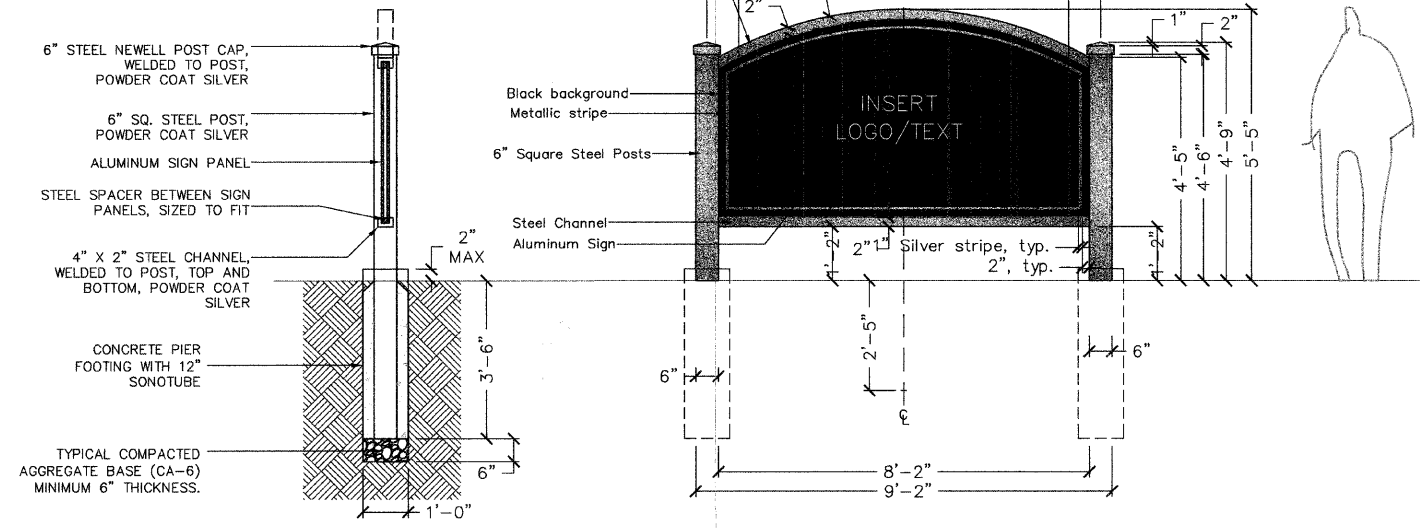
① Bridgeview Gateway Sign
 Scale: 1/2"=1'



NOTE:
 CONTRACTOR SHALL VERIFY ALL COLORS WITH MUNICIPALITY PRIOR TO FABRICATION

② Chicago Ridge Gateway Sign
 Scale: 1/2"=1'

NOTE:
 THE SIGNS, POSTS, AND HARDWARE SHALL MEET IDOT'S CURRENT BREAK-AWAY DESIGN



③ Typical Village Gateway Sign
 Scale: 1/2"=1'

NOTES:

- REFER TO DIVISION 700 - IDOT STANDARD SPECIFICATIONS FOR ROAD AND BRIDGE CONSTRUCTION, IN PROJECT SPECIFICATION MANUAL, FOR IMPORTANT INFORMATION REGARDING REMOVAL OF EXISTING SIGNS, FURNISHING NEW SIGNS, SIGN FABRICATION, AND/OR SIGN PANEL INSTALLATION.
- CONTRACTOR MUST SEEK PERMISSION FROM VILLAGES AND PROJECT ENGINEER PRIOR TO REMOVING ANY REGULATORY STREET SIGNS. REFER TO SECTION 724, IN PROJECT SPECIFICATION MANUAL, FOR IMPORTANT SIGN REMOVAL INFORMATION.
- THE CONTRACTOR SHALL ASSUME ALL STRUCTURAL AND MANUFACTURING RESPONSIBILITY FOR DURABILITY AND INTEGRITY OF ALL SIGN ELEMENTS, INCLUDING WIND LOAD CALCULATIONS AND MOUNTING/CONNECTIONS. LANDSCAPE ARCHITECT NOT RESPONSIBLE FOR STRUCTURAL DURABILITY.
- THE CONTRACTOR SHALL FAMILIARIZE THEMSELVES WITH ALL SPECIFICATIONS PRIOR TO COMMENCEMENT OF WORK. ANY QUESTIONS OR CONCERNS SHALL BE DIRECTED TO PROJECT ENGINEER, IN WRITING, PRIOR TO SIGN FABRICATION/INSTALLATION.
- THE CONTRACTOR SHALL PROVIDE SHOP DRAWINGS FOR ALL FABRICATED COMPONENTS AND INSTALLATION OF THESE ELEMENTS.
- ALL GRAPHIC LAYOUT INCLUDING LOGOS, DIRECTIONAL LABELS/ARROWS, GATEWAY SIGNS, GRAPHIC LAYOUT FOR BANNERS, AND STREET NAMES FOR EACH SIGN SHALL BE SUBMITTED TO PROJECT ENGINEER AND COORDINATE WITH VILLAGE STAFF FOR REVIEW AND APPROVAL PRIOR TO FABRICATION. NOTE THAT SIGN LOCATIONS ARE SHOWN IN EACH MUNICIPALITY AND CONTRACTOR WILL NEED TO COORDINATE WITH EACH MUNICIPALITY.
- STREET AND DIRECTIONAL SIGNS SHALL BE FABRICATED IN ACCORDANCE WITH THE LATEST REVISION OF THE FEDERAL HIGHWAY STANDARDS MANUAL AND THE M.U.T.C.D MANUAL PUBLICATION.

REVISIONS	
NAME	DATE
IDOT COMMENTS	02-13-09

ILLINOIS DEPARTMENT OF TRANSPORTATION

FAP 348 (HARLEM AVENUE)
 LANDSCAPING DETAILS
 CONCEPTUAL SIGN

SCALE: VERT. NA
 HORIZ. NA
 DATE 12-19-08

DRAWN BY MJD
 CHECKED BY RJW/PKB

ROBINSON ENGINEERING, LTD.
 1700 SOUTH PARK AVENUE, SOUTH HOLLAND, ILLINOIS 60473 0441-OTLS-CONCEPT_SIGN.P11
 (708) 391-4700 FAX (708) 331-5820
 ILLINOIS DESIGN FIRM REGISTRATION NO. 18001735