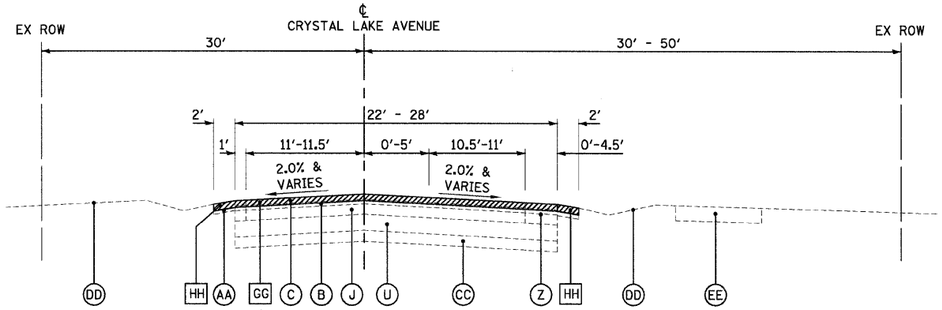

EXISTING TYPICAL SECTION
CRYSTAL LAKE AVENUE
STA. 13+45 TO STA. 14+90

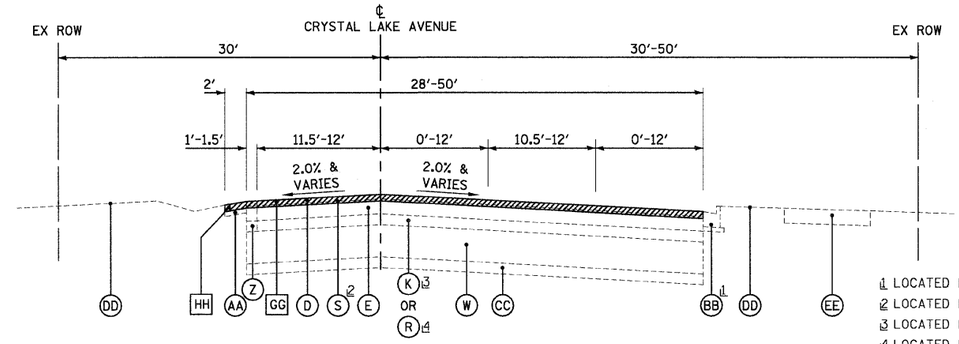

1 LOCATED FROM STA. 16+54 TO STA. 19+50
2 LOCATED FROM STA. 20+12 TO STA. 28+05
3 LOCATED FROM STA. 20+12 TO STA. 24+09
4 LOCATED FROM STA. 24+09 TO STA. 28+05

EXISTING TYPICAL SECTION
CRYSTAL LAKE AVENUE
STA. 14+90 TO STA. 28+05

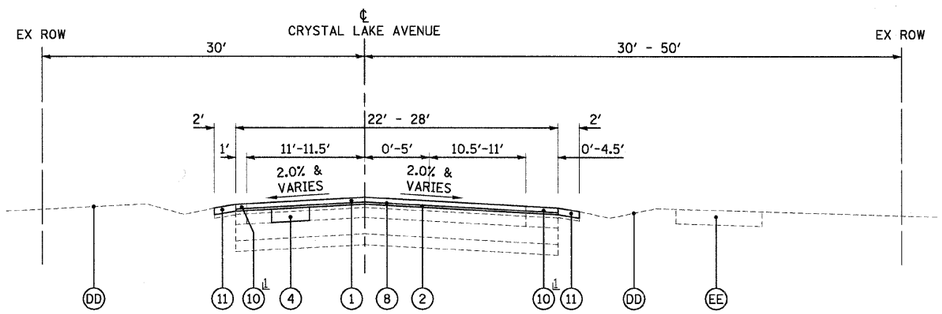

1 HOT-MIX ASPHALT SHOULDERS (PAID FOR AS LEVELING BINDER (MACHINE METHOD), N50 - 3/4" AND HOT-MIX ASPHALT SURFACE COURSE, MIX "C", N50 - 1 3/4")

PROPOSED TYPICAL SECTION
CRYSTAL LAKE AVENUE
STA. 13+45 TO STA. 14+90

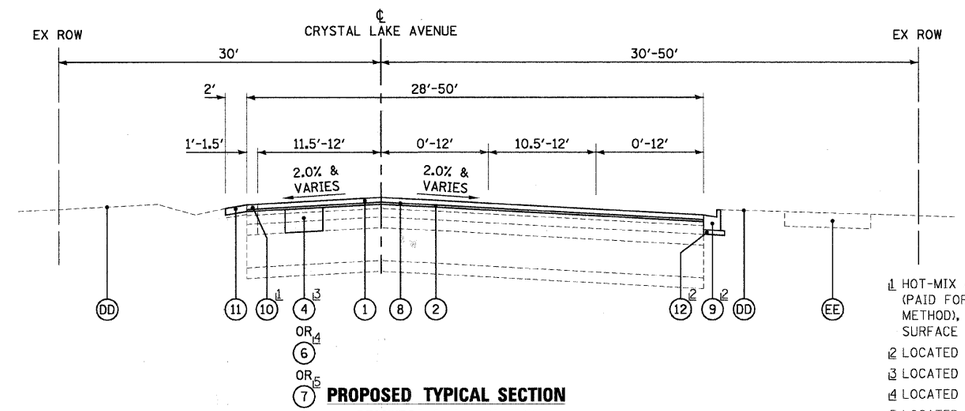

1 HOT-MIX ASPHALT SHOULDERS (PAID FOR AS LEVELING BINDER (MACHINE METHOD), N50 - 3/4" AND HOT-MIX ASPHALT SURFACE COURSE, MIX "C", N50 - 1 3/4")
2 LOCATED FROM STA. 16+54 TO STA. 19+50
3 LOCATED FROM STA. 14+90 TO STA. 20+12
4 LOCATED FROM STA. 20+12 TO STA. 24+09
5 LOCATED FROM STA. 24+09 TO STA. 28+05

PROPOSED TYPICAL SECTION
CRYSTAL LAKE AVENUE
STA. 14+90 TO STA. 28+05

HOT-MIX ASPHALT MIXTURE REQUIREMENTS

MIXTURE TYPE	AC TYPE	VOIDS
RESURFACING		
HOT-MIX ASPHALT SURFACE COURSE, MIX "C", N50 (IL 9.5mm); 1 3/4"	PG 64-22	4% @ 50 GYR.
LEVELING BINDER (MACHINE METHOD), N50	PG 64-22*/ 58-22	4% @ 50 GYR.
PATCHING		
CLASS D PATCHES (HMA BINDER IL-19 mm); TYPE II - IV - 4-INCH, TYPE II - IV - 5-INCH, TYPE II - IV - 6 1/2-INCH, TYPE II - IV - 8-INCH, TYPE II - IV - 9 1/2-INCH	PG 64-22*/ 58-22	4% @ 70 GYR.
SHOULDERS		
HOT-MIX ASPHALT SURFACE COURSE, MIX "C", N50 (IL 9.5mm); 1 3/4"	PG 64-22	4% @ 50 GYR.
LEVELING BINDER (MACHINE METHOD), N50; 3/4"	PG 64-22*/ 58-22	4% @ 50 GYR.
DRIVEWAYS		
HOT-MIX ASPHALT SURFACE COURSE, MIX "C", N50 (IL 9.5mm); 1 3/4"	PG 64-22	4% @ 50 GYR.
LEVELING BINDER (MACHINE METHOD), N50; 3/4"	PG 64-22*/ 58-22	4% @ 50 GYR.

THE UNIT WEIGHT USED TO CALCULATE ALL HOT-MIX ASPHALT SURFACE MIXTURES IS 112 LBS/SQ. YD./IN

* WHEN RAP EXCEEDS 20%, THE NEW ASPHALT BINDER IN THE MIX SHALL BE PG 58-22

EXISTING LEGEND

- (A) HOT-MIX ASPHALT SURFACE COURSE, 1 1/2"
- (B) HOT-MIX ASPHALT SURFACE COURSE, 1 3/4"
- (C) HOT-MIX ASPHALT SURFACE COURSE, 2"
- (D) HOT-MIX ASPHALT SURFACE COURSE, 1 3/4" - 2"
- (E) HOT-MIX ASPHALT SURFACE COURSE, 2 1/4" - 6"
- (F) HOT-MIX ASPHALT SURFACE COURSE, 2 3/4"
- (G) HOT-MIX ASPHALT SURFACE COURSE, 4 1/4" - 5 1/2"
- (H) HOT-MIX ASPHALT SURFACE COURSE, 3 1/4"
- (J) HOT-MIX ASPHALT SURFACE COURSE, 3 3/4"
- (K) HOT-MIX ASPHALT BINDER COURSE, 4"
- (L) HOT-MIX ASPHALT BASE COURSE, 9"
- (M) BITUMINOUS STABILIZED GRANULAR MATERIAL, 1 3/4"
- (N) BITUMINOUS STABILIZED GRANULAR MATERIAL, 2"
- (O) BITUMINOUS STABILIZED GRANULAR MATERIAL, 2 1/4"
- (P) BITUMINOUS STABILIZED GRANULAR MATERIAL, 2 3/4"
- (R) BITUMINOUS STABILIZED GRANULAR MATERIAL, 4 1/4"
- (S) AREA REFLECTIVE CRACK CONTROL TREATMENT (PETROMAT)

EXISTING LEGEND (CONT.)

- (T) CRUSHED GRAVEL, 5 1/2"
- (U) CRUSHED AND UNCRUSHED GRAVEL, 4 1/2"
- (V) CRUSHED AND UNCRUSHED GRAVEL, 7 1/2" - 8 1/2"
- (W) CRUSHED AND UNCRUSHED GRAVEL, 12" - 15"
- (X) UNCRUSHED GRAVEL AND SAND, 10 1/2"
- (Y) UNCRUSHED GRAVEL AND SAND, 16"
- (Z) HOT-MIX ASPHALT SHOULDER (FULL DEPTH)
- (AA) AGGREGATE SHOULDER, 4"±
- (BB) COMBINATION CONCRETE CURB AND GUTTER, TYPE B-6.12
- (CC) EXISTING SUB-GRADE
- (DD) GROUND SURFACE
- (EE) HMA BIKE PATH
- (FF) CENTERLINE HMA DITCH
- (GG) HOT-MIX ASPHALT SURFACE REMOVAL, 2 1/2"
- (HH) AGGREGATE SHOULDER REMOVAL, 2 1/2" (NOT PAID FOR SEPARATELY)
- ITEM TO BE REMOVED

PROPOSED LEGEND

- (1) HOT-MIX ASPHALT SURFACE COURSE, MIX "C", N50 - 1 3/4"
- (2) LEVELING BINDER (MACHINE METHOD), N50 - 3/4" MIN.
- (3) CLASS D PATCHES, TYPE II - IV, 4-INCH
- (4) CLASS D PATCHES, TYPE II - IV, 5-INCH
- (5) CLASS D PATCHES, TYPE II - IV, 6 1/2-INCH
- (6) CLASS D PATCHES, TYPE II - IV, 8-INCH
- (7) CLASS D PATCHES, TYPE II - IV, 9 1/2-INCH
- (8) AREA REFLECTIVE CRACK CONTROL TREATMENT
- (9) COMBINATION CONCRETE CURB AND GUTTER REMOVAL AND REPLACEMENT
- (10) HOT-MIX ASPHALT SHOULDERS
- (11) AGGREGATE SHOULDERS, TYPE B - 2 1/2"
- (12) AGGREGATE BASE COURSE, TYPE B - 4"
- (13) CENTERLINE HMA DITCH

COPYRIGHT © 2008, BY BAXTER & WOODMAN, INC.
STATE OF ILLINOIS PROFESSIONAL DESIGN FIRM
CORP. NO. 184-001007 EXPIRES 4/30/09
2/11/2009 4:48:36 PM
...\Interim\DGN\IDOT-6400.dgn
...\CADD-SURVEY\DRAWINGS\IDOT\080936-Crystal Lake Ave STP LAPP\CADD-SURVEY\DRAWINGS\SHEETS\080936-TYP.sht

BAXTER & WOODMAN Consulting Engineers

DESIGNED - MWP	REVISED - IDOT REVIEW 02/03/09	
DRAWN - CJC	REVISED -	
CHECKED - RWL	REVISED -	
DATE - 10/29/08	FILE - 080936-TYP.sht	

VILLAGE OF CARY, ILLINOIS
CRYSTAL LAKE AVENUE
STP (LAPP) IMPROVEMENTS

TYPICAL SECTIONS AND HMA MIXTURE REQUIREMENTS

SCALE: NONE | STA. | TO STA.

F.A.U. RTE.	SECTION	COUNTY	TOTAL SHEETS	SHEET NO.
0116	08-00055-00-RS	McHENRY	18	4
FED. ROAD DIST. NO. 1		CONTRACT NO. 63115		
JOB NO. C-91-202-09	ILLINOIS	FED. AID PROJECT M-9003 (169)		