

F.A.I.D. RTE.	SECTION	COUNTY	TOTAL SHEETS	SHEET NO.
2991	08-00095-02-PV	DUPAGE	55	27
STA.	TO STA.			
FED. ROAD DIST. NO.	ILLINOIS	FED. AID PROJECT		

TEMPORARY CABLE DIAGRAM LEGEND

- R TEMPORARY TRAFFIC SIGNAL SECTION OR PEDESTRIAN SIGNAL SECTION 12"
- X TEMPORARY CONTROLLER CABINET
- + TEMPORARY SERVICE INSTALLATION
- ⑤ INDICATES NUMBER OF CONDUCTORS IN CABLE. ALL CONDUCTORS TO BE NUMBER 14 AWG WIRE UNLESS OTHERWISE NOTED.
- EMERGENCY VEHICLE LIGHT DETECTOR
- CONFIRMATION BEACON
- VEHICLE DETECTOR, INDUCTION LOOP
- PEDESTRIAN PUSHBUTTON DETECTOR
- 12" PEDESTRIAN SIGNAL SECTION
- V TEMPORARY VIDEO VEHICLE DETECTION

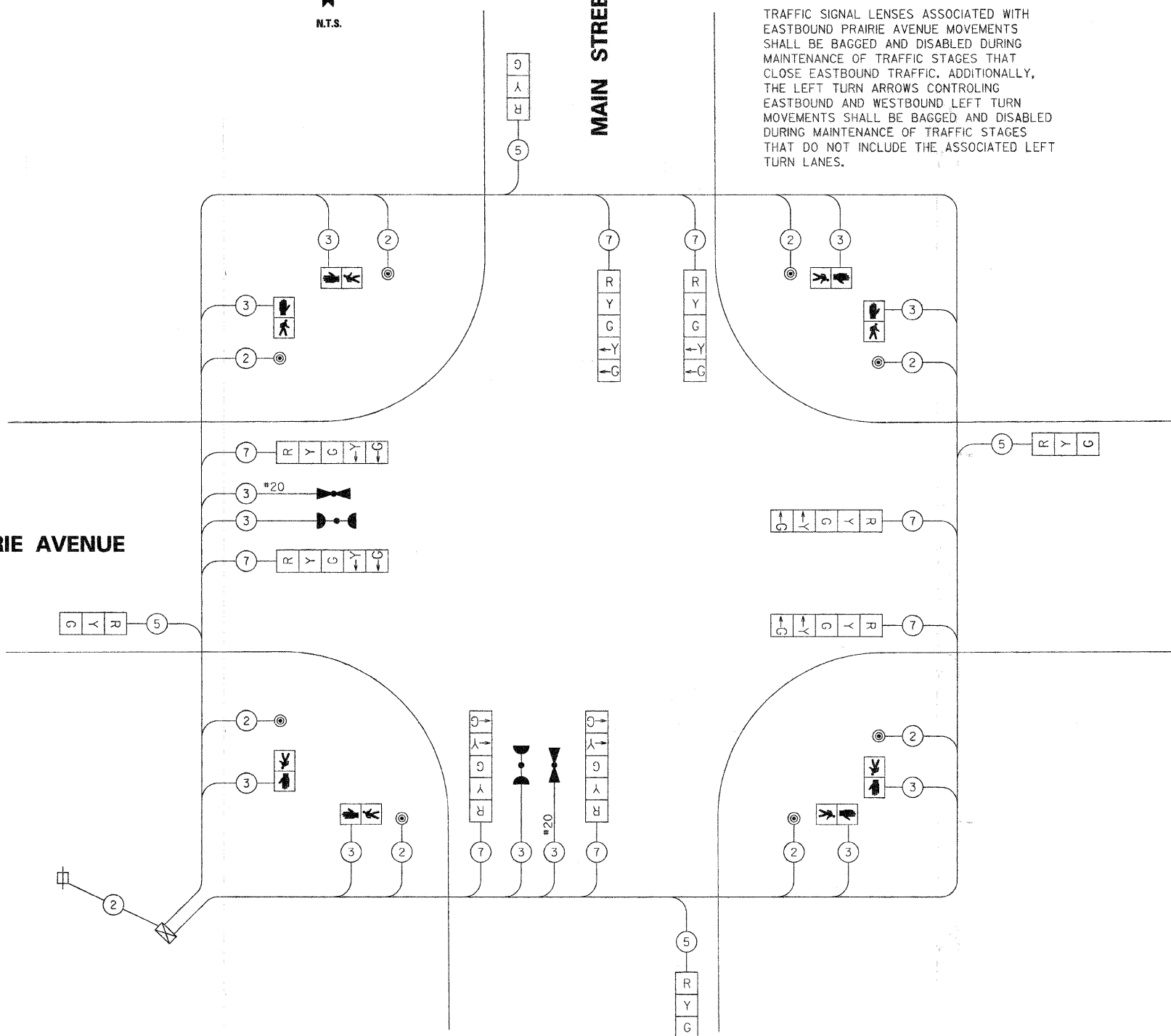


MAIN STREET

NOTE 1

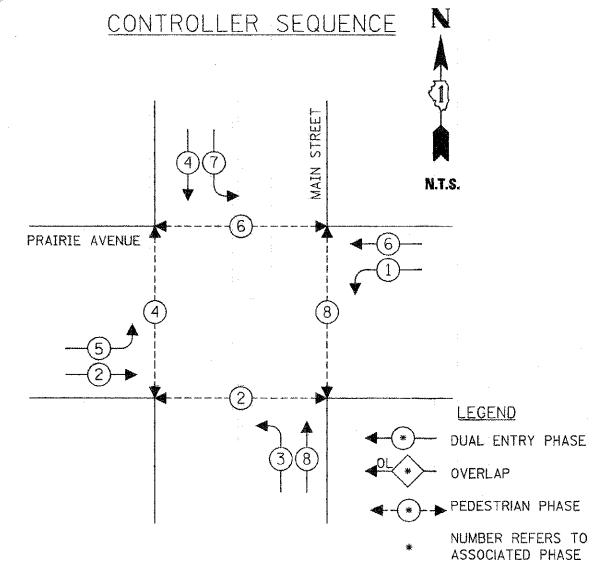
TRAFFIC SIGNAL LENSES ASSOCIATED WITH EASTBOUND PRAIRIE AVENUE MOVEMENTS SHALL BE BAGGED AND DISABLED DURING MAINTENANCE OF TRAFFIC STAGES THAT CLOSE EASTBOUND TRAFFIC. ADDITIONALLY, THE LEFT TURN ARROWS CONTROLLING EASTBOUND AND WESTBOUND LEFT TURN MOVEMENTS SHALL BE BAGGED AND DISABLED DURING MAINTENANCE OF TRAFFIC STAGES THAT DO NOT INCLUDE THE ASSOCIATED LEFT TURN LANES.

PRAIRIE AVENUE



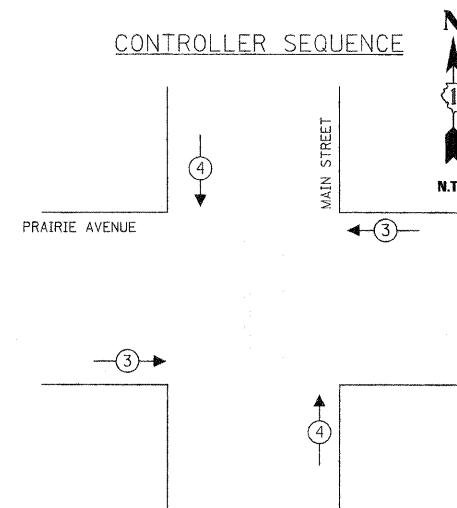
TEMPORARY CABLE PLAN

CONTROLLER SEQUENCE



TEMPORARY PHASE DESIGNATION DIAGRAM

CONTROLLER SEQUENCE



PROPOSED EMERGENCY VEHICLE PREEMPTORS			
EMERGENCY VEHICLE PREEMPTOR	3	4	
MOVEMENT	←→	↑↓	

PROPOSED EMERGENCY VEHICLE PREEMPTION SEQUENCE

TYPE	NO. LAMPS	WATTAGE		% OPERATION	TOTAL WATTAGE
		INCAND.	LED		
SIGNAL (RED)	8	135	17	0.50	68.0
(YELLOW)	8	135	25	0.25	50.0
(GREEN)	8	135	15	0.25	30.0
ARROW	16	135	12	0.10	19.2
PED. SIGNAL	8	90	25	1.00	200.0
CONTROLLER	1	100	100	1.00	100.0
ILLUM. SIGN					
VIDEO CAMERAS		15	15	1.00	
LUMINAIRE					
FLASHER					
TOTAL=					467.2

ENERGY COSTS TO:
VILLAGE OF DOWNERS GROVE

ENERGY SUPPLY CONTACT:
PHONE:
COMPANY:

REVISIONS	
NAME	DATE

ILLINOIS DEPARTMENT OF TRANSPORTATION
PRAIRIE AVENUE RECONSTRUCTION
TEMPORARY CABLE PLAN

SCALE: N.T.S.
DATE: 11/21/2008

DRAWN BY NMR
CHECKED BY DJL