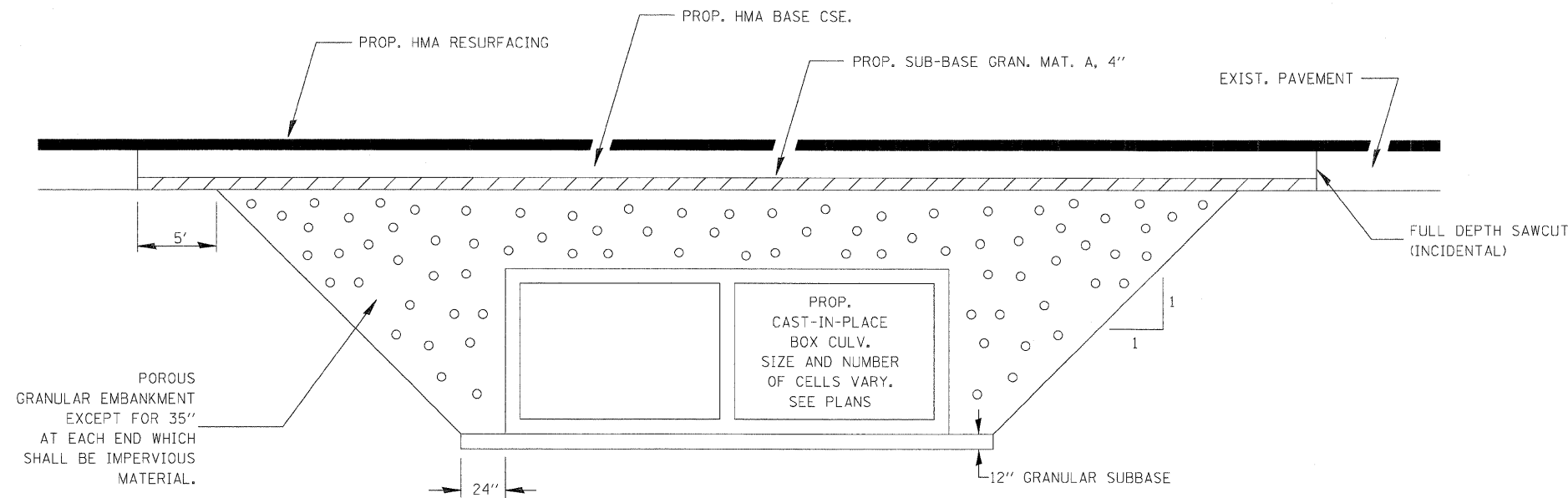
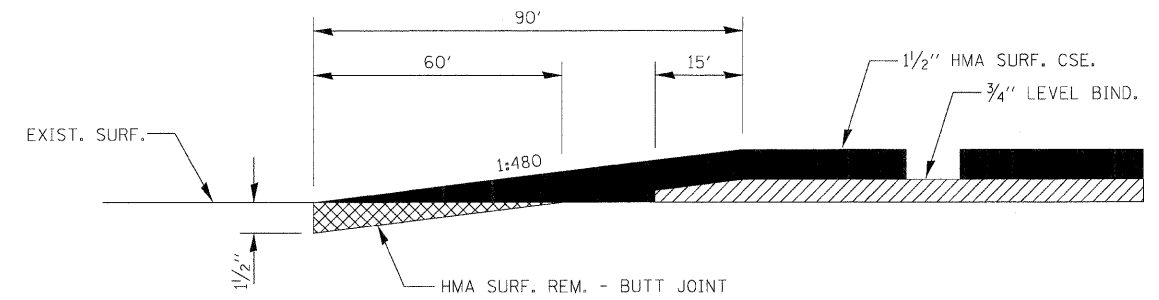


DATE	
BY	
REVISIONS	
NOTED	
PLANNED	
FILE NAME	
NO.	
PLAN	
NOTE BOOK	
NO.	

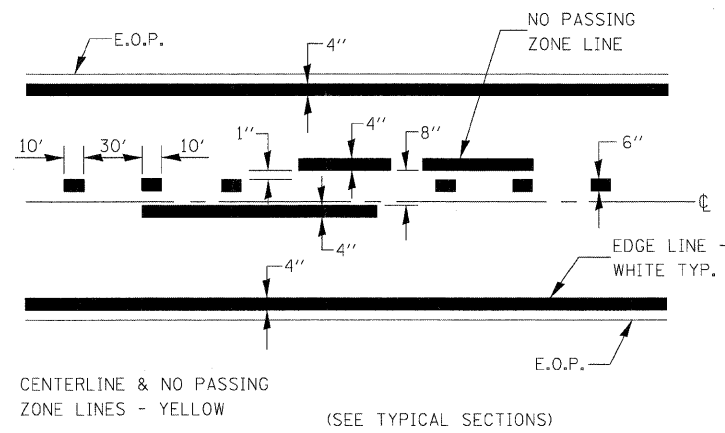
DATE	
BY	
REVISIONS	
NOTED	
PLANNED	
FILE NAME	
NO.	
PROFILE	
NOTE BOOK	
NO.	



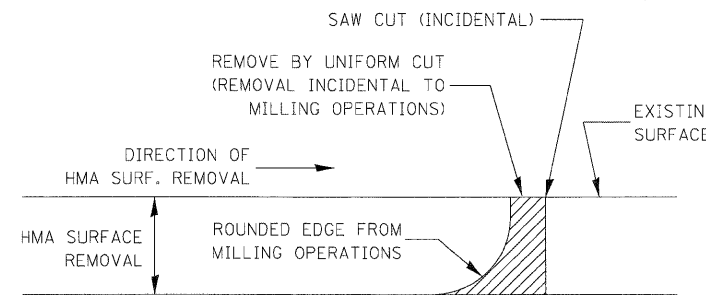
SECTION THROUGH CAST-IN-PLACE BOX CULVERT



BUTT JOINT

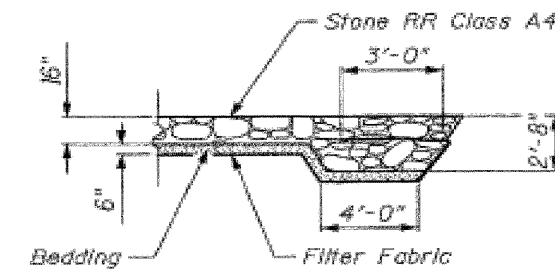


PAVEMENT MARKING

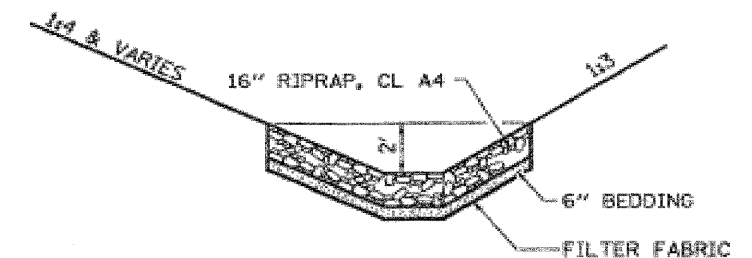


NOTE:
WHEN MILLING OPERATIONS PRODUCE A ROUNDED EDGE, THEN A SAW CUT SHALL BE USED TO MANUFACTURE A PERPENDICULAR EDGE AS SHOWN IN THE DETAIL. THE ENGINEER SHALL BE THE SOLE JUDGE CONCERNING THE USE OF THIS DETAIL.

HMA DETAIL AT BUTT JOINTS



SECTION A-A FLANK DETAIL



RIPRAP LINED DITCH DETAIL

FILE NAME =	USER NAME = #USER#	DESIGNED DB	REVISED -	STATE OF ILLINOIS DEPARTMENT OF TRANSPORTATION	DISTRICT DETAILS	F.A.P. RTE.	SECTION	COUNTY	TOTAL SHEETS	SHEET NO.	
#FILE#	PLOT SCALE = #SCALE#	DRAWN NS/RM	REVISED -			697	(171)	FORD	29	25	
	PLOT DATE = #DATE#	CHECKED AS	REVISED -			CONTRACT NO. 66874					
		DATE MARCH 2009	REVISED -			SCALE: NONE	SHEET NO. 1 OF SHEETS	STA.	TO STA.	FED. ROAD DIST. NO.	ILLINOIS FED. AID PROJECT