STATE OF ILLINOIS
DEPARTMENT OF TRANSPORTATION

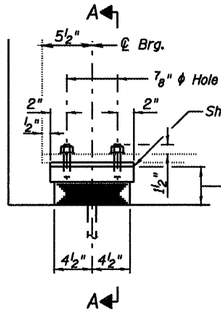

ELEVATION AT SOUTH ABUT.

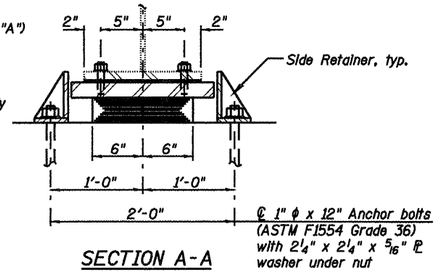

SECTION A-A

TYPE I ELASTOMERIC EXP. BRG.
(At South Abutment - 4 Required)

Notes:

Anchor bolts shall be ASTM F1554 all-thread (or an Engineer-approved alternate material) of the grade(s) and diameter(s) specified. ASTM A307 Grade C anchor bolts may be used in lieu of ASTM F1554 Grade 36 (Fy=36ksi). The corresponding specified grade of AASHTO M314 anchor bolts may be used in lieu of ASTM F1554.

Anchor bolts for side retainers may be cast in place or installed in holes drilled before or after members are in place.

Drilled and set anchor bolts shall be installed according to Article 521.06 of the Standard Specifications.

Side retainers and other steel members required for the bearing assembly shall be included in the cost of Elastomeric Bearing Assembly, Type I.

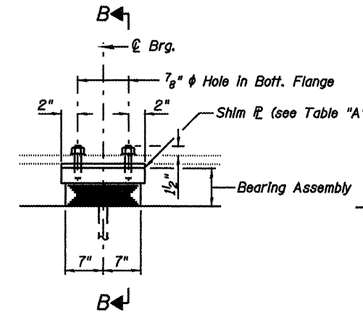

ELEVATION AT PIER NO. 2

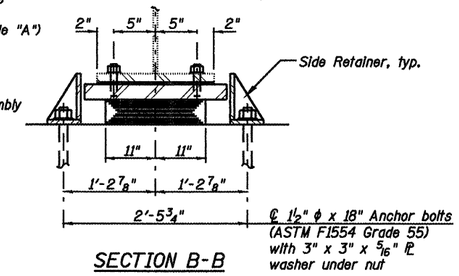

SECTION B-B

TYPE I ELASTOMERIC EXP. BRG.
(At Pier No. 2 - 4 Required)

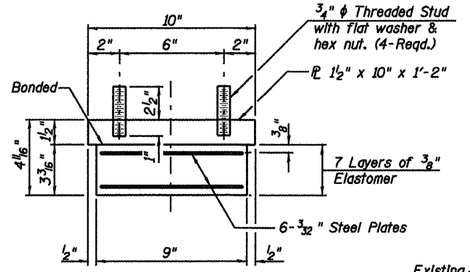

BEARING ASSEMBLY

Note: Shim plates shall not be placed under Bearing Assembly.

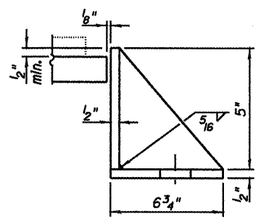

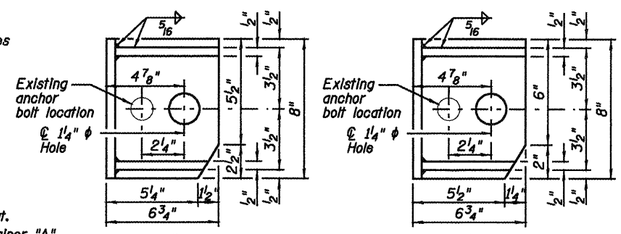

MODIFIED SIDE RETAINER

Equivalent rolled angle with stiffeners will be allowed in lieu of welded plates.

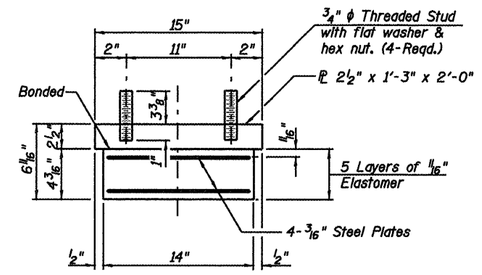

BEARING ASSEMBLY

Note: Shim plates shall not be placed under Bearing Assembly.

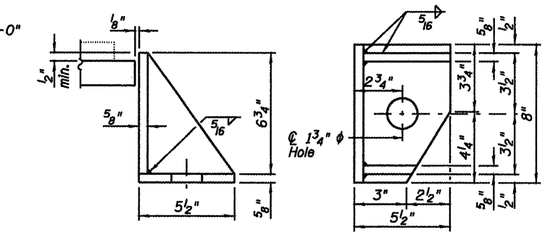

MODIFIED SIDE RETAINER "C"

Equivalent rolled angle with stiffeners will be allowed in lieu of welded plates.

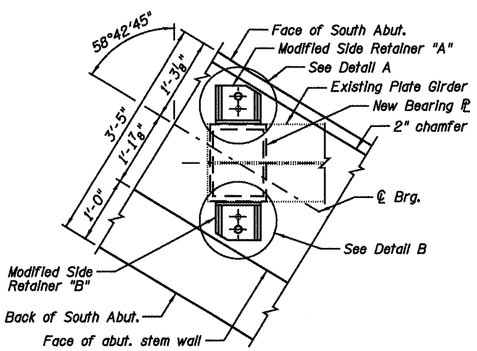

BEARING PLAN AT SOUTH ABUTMENT

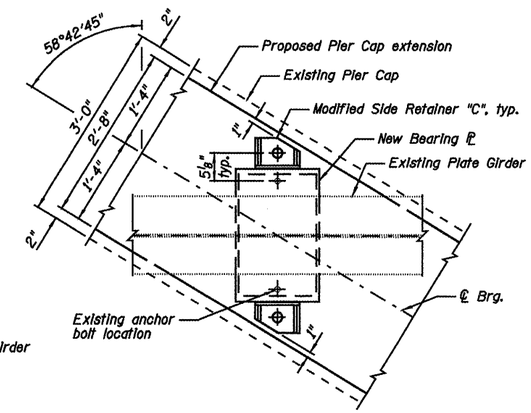

BEARING PLAN AT PIER NO. 2

BILL OF MATERIAL

	Item	Unit	Total
	Furnishing Elastomeric Bearing Assembly, Type I	Each	8
Δ	Anchor Bolts, 1"	Each	8
Δ	Anchor Bolts, 1½"	Each	8

Δ For Information Only

TABLE "A"

Location/Girder No.	Shim Thickness
South Abut./3	½"
South Abut./5	⅜"
Pier No. 2/2	¼"

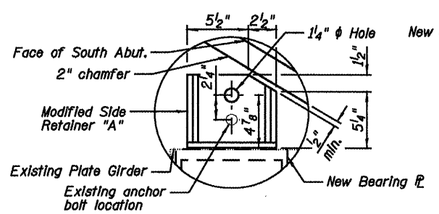

DETAIL A

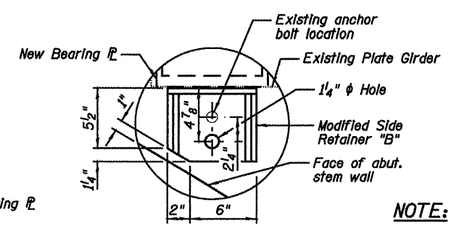

DETAIL B

NOTE:

Two ⅛ in. adjusting shims shall be provided for each bearing in addition to all other plates or shims and placed as shown on bearing details.

EXISTING GIRDER TYPE I
BEARING DETAILS
STRUCTURE NO. 084-0028

DESIGNED	JML
CHECKED	MSW
DRAWN	DJM
CHECKED	MGO/MSW
DATE	12/16/08

I-2E-1

10-1-08

SHEET NO. B15	F.A.I. RTE.	SECTION	COUNTY	TOTAL SHEETS	SHEET NO.
19 SHEETS	55	(84-3HB-6)BR-F	SANGAMON	21	17
		SN 084-0028	CONTRACT NO. 72C50		
	FED. ROAD DIST. NO. 6	ILLINOIS	FED. AID PROJECT		

FARNSWORTH GROUP, INC. CONSULTING ENGINEERS - 2709 MCGRAW DRIVE BLOOMINGTON, ILLINOIS 61704 (309) 663-8435 / (309) 663-1571 FAX

24-8181