TRAFFIC BARRIER TERMINAL, TYPE 6B (SPECIAL)

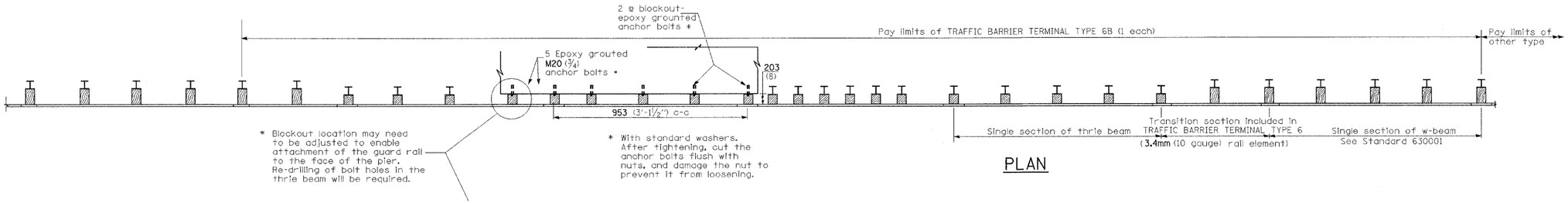

PLAN

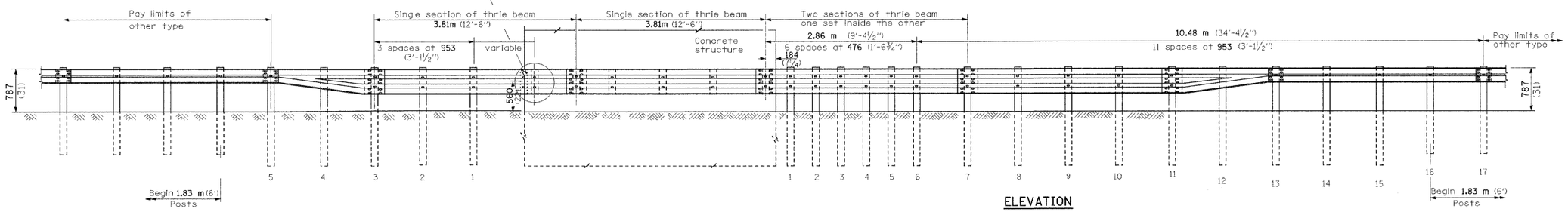

ELEVATION

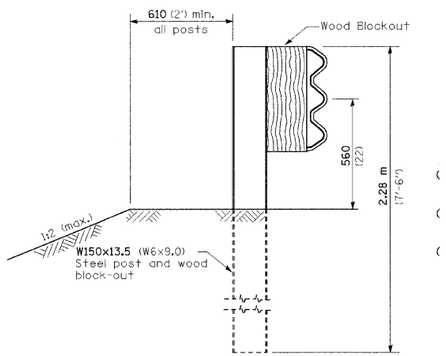

SECTION A-A

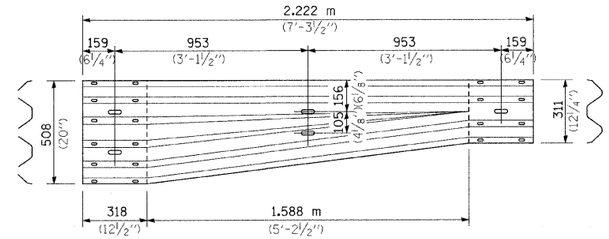

TRANSITION SECTION
(APPROACH)

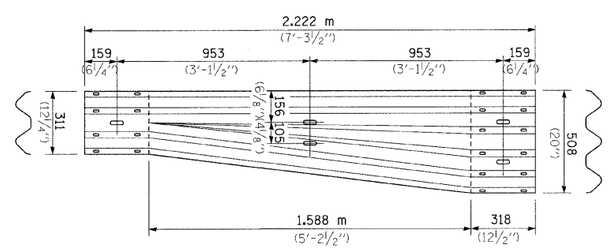

TRANSITION SECTION
(DEPARTURE)

GENERAL NOTES

See Standard 630001 for details of guardrail not shown.

Thrie beam rail shall be bolted to block-out at all posts.

All slope ratios are expressed as units of vertical displacement to units of horizontal displacement (V:H).

All dimensions are in millimeters (inches) unless otherwise shown.

FILE NAME = c:\pw_work\pwidot\davisonjl\dms38044\D774158-sht-details.dgn	USER NAME = davisonjl	DESIGNED - JLD	REVISED -	STATE OF ILLINOIS DEPARTMENT OF TRANSPORTATION	TBT,TY. 6B (SPL)	F.A.I RTE. 57	SECTION 15(22,23,24,25,26)RS-3	COUNTY COLES	TOTAL SHEETS 87	SHEET NO. 61
	PLOT SCALE = 50.0000 ' / IN.	DRAWN - JLD	REVISED -					CONTRACT NO. 74158		
	PLOT DATE = 2/9/2009	CHECKED -	REVISED -		SCALE: N/A SHEET NO. OF SHEETS STA. TO STA.	FED. ROAD DIST. NO.	ILLINOIS	FED. AID PROJECT		
		DATE -	REVISED -							