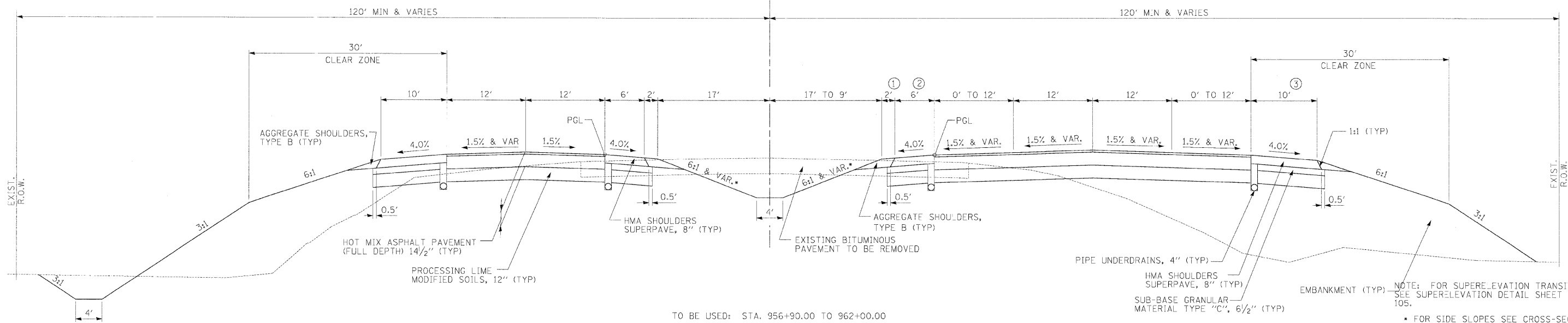


FAP RTE.	SECTION	COUNTY	TOTAL SHEETS	SHEET NO.
331	3-2, 8X-1, 4-2	SALINE	220	11
STA.		TO STA.		
FED. ROAD DIST. NO.		ILLINOIS FED. AID PROJECT		

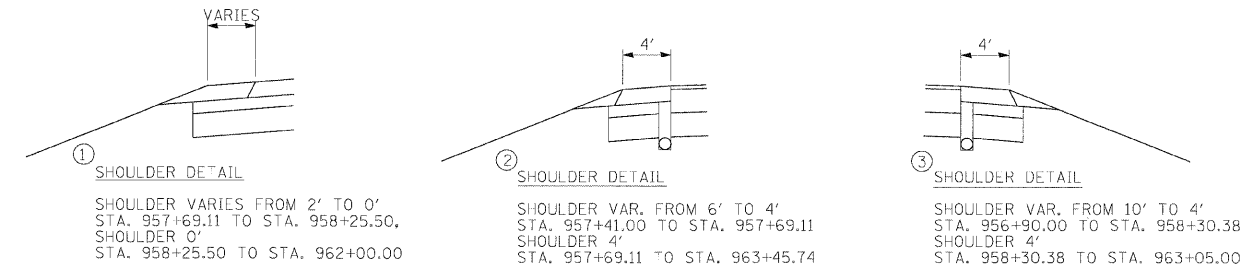
TYPICAL SECTIONS

PROPOSED ILL. 13 RELOCATION  
 PROP. C. ILL. 13 RELOCATION

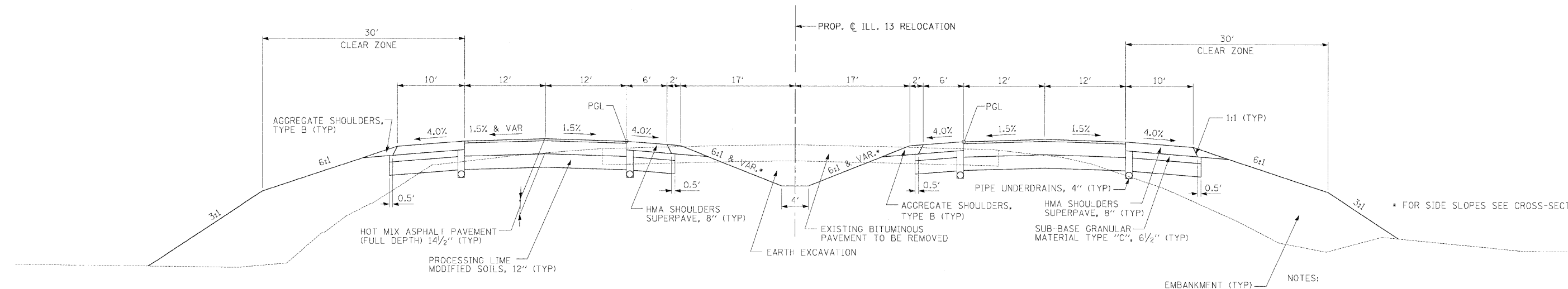


TO BE USED: STA. 956+90.00 TO 962+00.00

NOTE: FOR SUPERELEVATION TRANSITION SEE SUPERELEVATION DETAIL SHEET 103 TO 105.  
 • FOR SIDE SLOPES SEE CROSS-SECTIONS



STRUCTURAL DESIGN TRAFFIC:	Year 2022
PV = 25,670	SU = 545 MU = 545
ROAD/STREET CLASSIFICATION:	Class 1
PERCENT OF STRUCTURAL DESIGN TRAFFIC IN DESIGN LANE:	
P = 0.32	S = 0.45 M = 0.45
TRAFFIC FACTOR: Actual TF = 4.27	AC Type = AC-20
SUBGRADE SUPPORT RATING:	FAIR



TO BE USED: STA. 950+83.65 TO 956+90.00

NOTES:  
 1) THE HOT MIX ASPHALT PAVEMENT (FULL DEPTH) WILL INCLUDE 1.5" SUPERPAVE SURFACE COURSE, MIX E

NOT TO SCALE

CHECKED BY: BWM PLOT DATE: 2/2/2009  
 DRAWN BY: DMS PLOT SCALE: 1/4"=1'-0"

M:\PROJECTS\PROJECTS\ROADWAY\COMMON\Reference Files  
 1802-32526-001