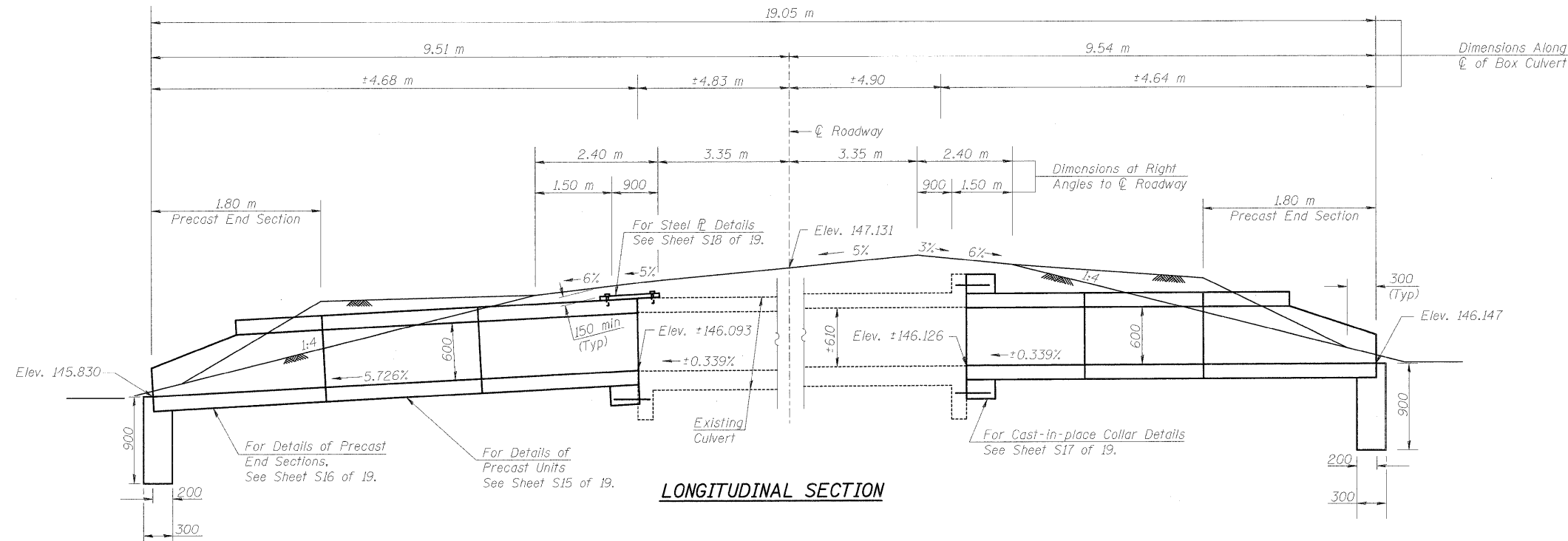


F.A.P. RTE.	SECTION	COUNTY	TOTAL SHEETS	SHEET NO.
781	1YRS	CRAWFORD	212	99
STA.		TO STA.		
FED. ROAD DIST. NO.		ILLINOIS	FED. AID PROJECT	

Existing Structure: The structure is a single barrel 914 mm x 610 mm box culvert at a skew of 0°07'08" right forward. The culvert has an overall length of 9.73 m. The contractor shall extend the culvert on each end for the dimensions shown.




**LONGITUDINAL SECTION**

**CURVE P11 DATA**

PI STA. 7+419.751  
 $\Delta = 9^\circ 10' 39''$  (LT)  
 T = 46.658 m  
 R = 581.332 m  
 L = 93.117 m  
 E = 1.869 m  
 S.E. = 5.0%  
 PC STA 7+373.093  
 PT STA 7+466.210

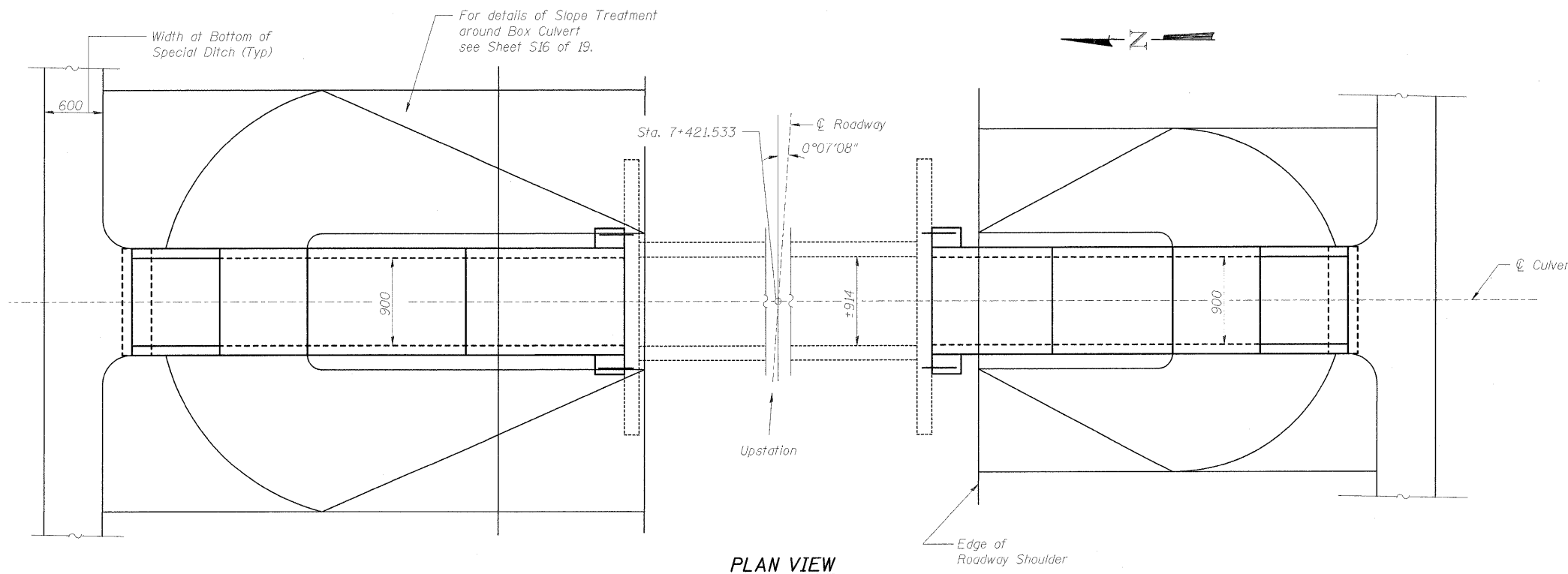
Attain S.E. Sta. 7+338.093 to 7+385.093  
 and Sta. 7+454.210 to 7+501.210



**PROFILE GRADE**

**BILL OF MATERIAL - BOX CULVERT NO. 11**

Item	Unit	Total
M5030350 Concrete Structures	cu. m.	0.5
M5080205 Reinforcement Bars, Epoxy Coated	kg	90
M5401005 Precast Concrete Box Culvert (900x600)	m	5.7
5401011 Box Culvert End Section, Culvert No. 11	Each	2
M5403220 Expansion Bolts (M20x250)	Each	21
M2810707 Stone Riprap, Class A4	sq. m.	See Plans
M5050405 Furnishing & Erecting Structural Steel	kg	130



**PLAN VIEW**

SHEET S6 OF 15

REVISIONS	
NAME	DATE
LWJ	12-18-08

ILLINOIS DEPARTMENT OF TRANSPORTATION  
**BOX CULVERT EXTENSIONS**  
**GENERAL PLAN & ELEVATION**  
**BOX CULV. NO. 11, STA. 7+421.533**

SCALE NONE DRAWN BY MLB  
 DATE DECEMBER 10, 2006 CHECKED BY MTH

PLOT DATE = 12/22/2008  
 FILE NAME = P:\V\20\Contract\94533\SHT\_099\_S-06.dgn

LIN NO. 9803