

GROUND ROD DETAIL
"NOT TO SCALE"

GROUND ROD NOTE

THE CONTRACTOR WILL DETACH THE EXISTING GROUND WIRE FROM THE EXISTING GROUND ROD AND PULL THE WIRE FROM THE EXISTING SAW CUT BEYOND THE MILLING LIMITS. THE CONTRACTOR WILL DRIVE THE EXISTING GROUND ROD ±12" BELOW THE EXISTING GRADE AND; AFTER REMOVING ALL DELETERIOUS MATERIAL, BACKFILL THE REMAINING CORE HOLE WITH BITUMINOUS SURFACE MIX.

UPON COMPLETION OF THE PAVING OPERATION, THE CONTRACTOR WILL OFFSET ONE FOOT FROM THE EXISTING GROUND ROD LOCATION AND CORE/DRILL THE PAVEMENT AND INSTALL THE PROPOSED GROUND ROD AS DETAILED. THE CONTRACTOR WILL SAW CUT THE PROPOSED PAVEMENT, BUTT SPLICE NEW NO. 8 BARE GROUNDING CABLE TO THE EXISTING CABLE AND INSTALL THIS CABLE IN THE SAW CUT. THE CONTRACTOR WILL CONNECT THE GROUNDING CABLE TO THE PROPOSED GROUND ROD AS DETAILED AND SEAL THE SAW CUT WITH AN APPROVED SEALANT.

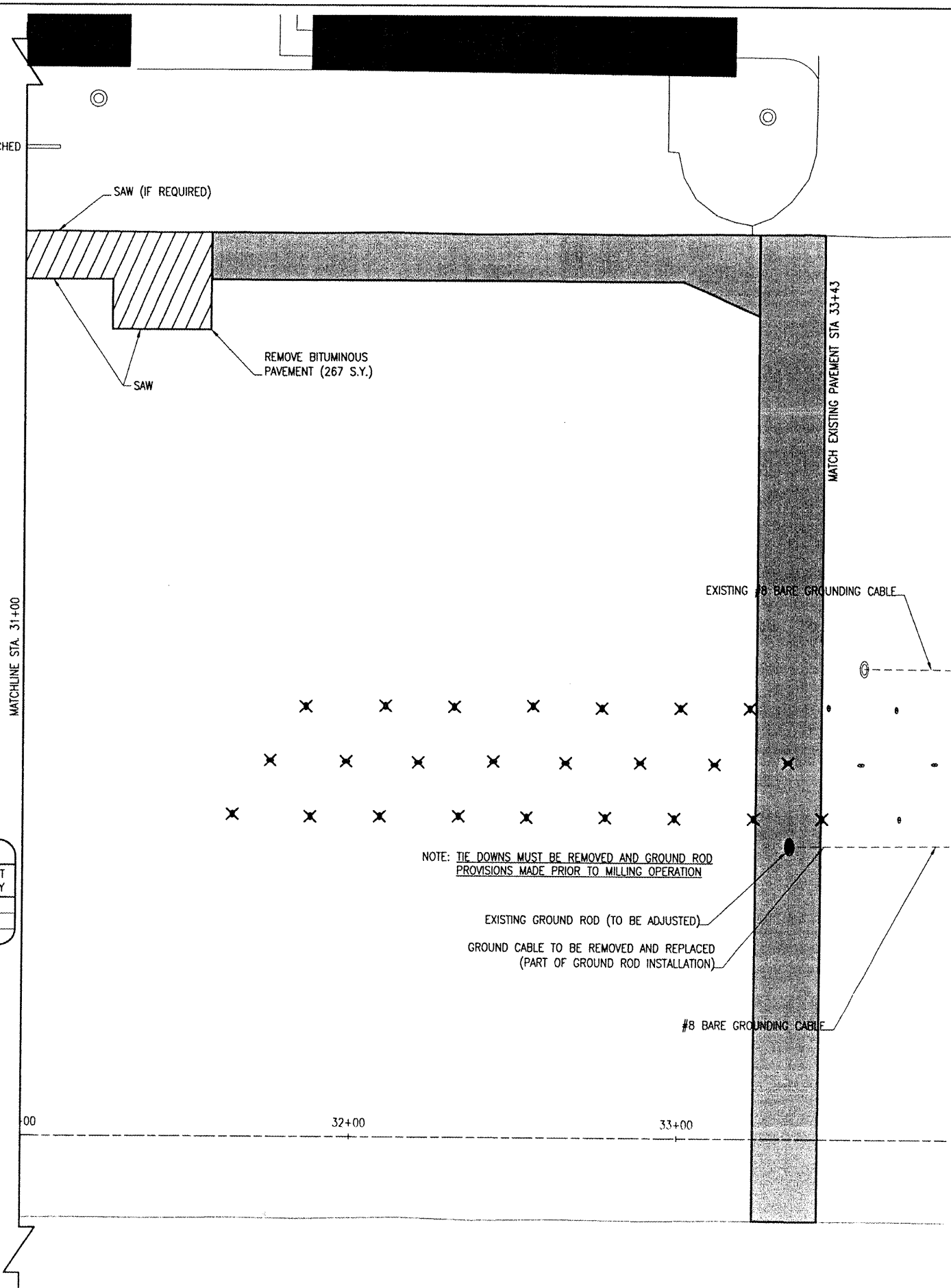
THE REMOVAL AND REPLACEMENT OF THE GROUND ROD CABLE, DRIVING THE EXISTING GROUND ROD BELOW GRADE, FILLING OF REMAINING CORE HOLE AND INSTALLATION OF THE PROPOSED GROUND ROD WILL BE PAID FOR UNDER ITEM:

AR510515 "GROUND ROD" _____ PER EACH

QUANTITIES

ITEM NO.	DESCRIPTION	UNIT	QUANTITY	AS BUILT QUANTITY
AR401900	REMOVE BITUMINOUS PAVEMENT	S.Y.	267	
AR510901	REMOVE TIE DOWN-TYPE A	EACH	29	
AR510902	REMOVE TIE DOWN-TYPE B	EACH	29	

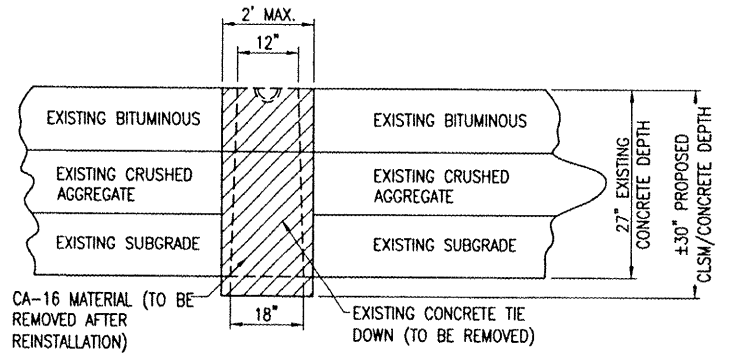
MATCHLINE STA. 31+00



NOTE: TIE DOWNS MUST BE REMOVED AND GROUND ROD PROVISIONS MADE PRIOR TO MILLING OPERATION

EXISTING GROUND ROD (TO BE ADJUSTED)
GROUND CABLE TO BE REMOVED AND REPLACED (PART OF GROUND ROD INSTALLATION)

#8 BARE GROUNDING CABLE



TIE-DOWN REMOVAL (TYPE B) DETAIL
"NOT TO SCALE"

TIE-DOWN REMOVAL (TYPE B) NOTE

PRIOR TO REMOVAL OF THE EXISTING TIE DOWNS BETWEEN STA. 31+50 AND 33+50, THE CONTRACTOR WILL ACCURATELY LOCATE EACH STRUCTURE SO THEY MAY BE REPLACED IN THE SAME LOCATION. THESE EXISTING TIE DOWNS WILL BE REMOVED ENTIRELY AND THE DEBRIS AND CASTING WILL BE DISPOSED OF OFF THE AIRPORT SITE.

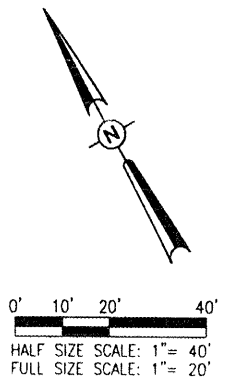
THE CONTRACTOR WILL EXCAVATE AROUND THE PERIMETER OF THE TIE DOWNS TO BE REMOVED PRIOR TO REMOVING THE TIE DOWN STRUCTURES. ANY DISPLACEMENT/DAMAGE TO THE SURROUNDING PAVEMENT WILL BE CORRECTED BY THE CONTRACTOR TO THE SATISFACTION OF THE RESIDENT ENGINEER.

THE CONTRACTOR WILL FILL THE REMAINING HOLE WITH CA-16 TO THE BOTTOM OF THE SURROUNDING BITUMINOUS PAVEMENT. THE CONTRACTOR WILL FILL THE REMAINING HOLE WITH TWO(2) LIFTS OF BITUMINOUS SURFACE MIX. THE LIFTS WILL BE COMPACTED TO THE SATISFACTION OF THE RESIDENT ENGINEER.

THE REMOVAL AND DISPOSAL OF THE TIE DOWNS AND FILLING OF THE HOLES WITH BITUMINOUS SURFACE COURSE WILL BE PAID FOR UNDER ITEM: AR510902 "REMOVE TIE DOWN-TYPE B" _____ PER EA.

LEGEND

- EXISTING IMPROVEMENTS
- PROPOSED IMPROVEMENTS
- EXISTING BUILDINGS
- EXISTING GROUND ROD (TO REMAIN)
- EXISTING GROUND ROD (TO BE REM. & REP.)
- EXISTING TIE DOWN
- REMOVE EXISTING TIE DOWN (TYPE A)
- REMOVE EXISTING TIE DOWN (TYPE B)
- EXISTING #8 BARE GROUNDING CABLE



DATE	REVISION	BY

COLES COUNTY AIRPORT AUTHORITY
COLES COUNTY MEMORIAL AIRPORT

ILL. PROJ.: MTO-3856 A.I.P. PROJ.: 3-17-0086-B23

Hanson Project No. 08A0198D.0800	Drawn: R-111PRP.DWG	Scale: STA. 31+00 TO STA. 33+43	Date: 03/11/09
LAYOUT	KDM	MDR	CAH
DATE	03/11/09	03/11/09	03/13/09

HANSON
Hanson Professional Services Inc.
525 S. Illinois St., Springfield, Illinois 62703-2886
Offices Nationwide

**CENTER APRON
PROPOSED TIE DOWN
REMOVAL PLAN**

DATE: 01, 2009 4:39 PM HAGL000132
C:\A:\PORTS\COLES\08A0198D\AIRP\RT\SHEETS\R-111PRP.DWG - Layout1 (2)