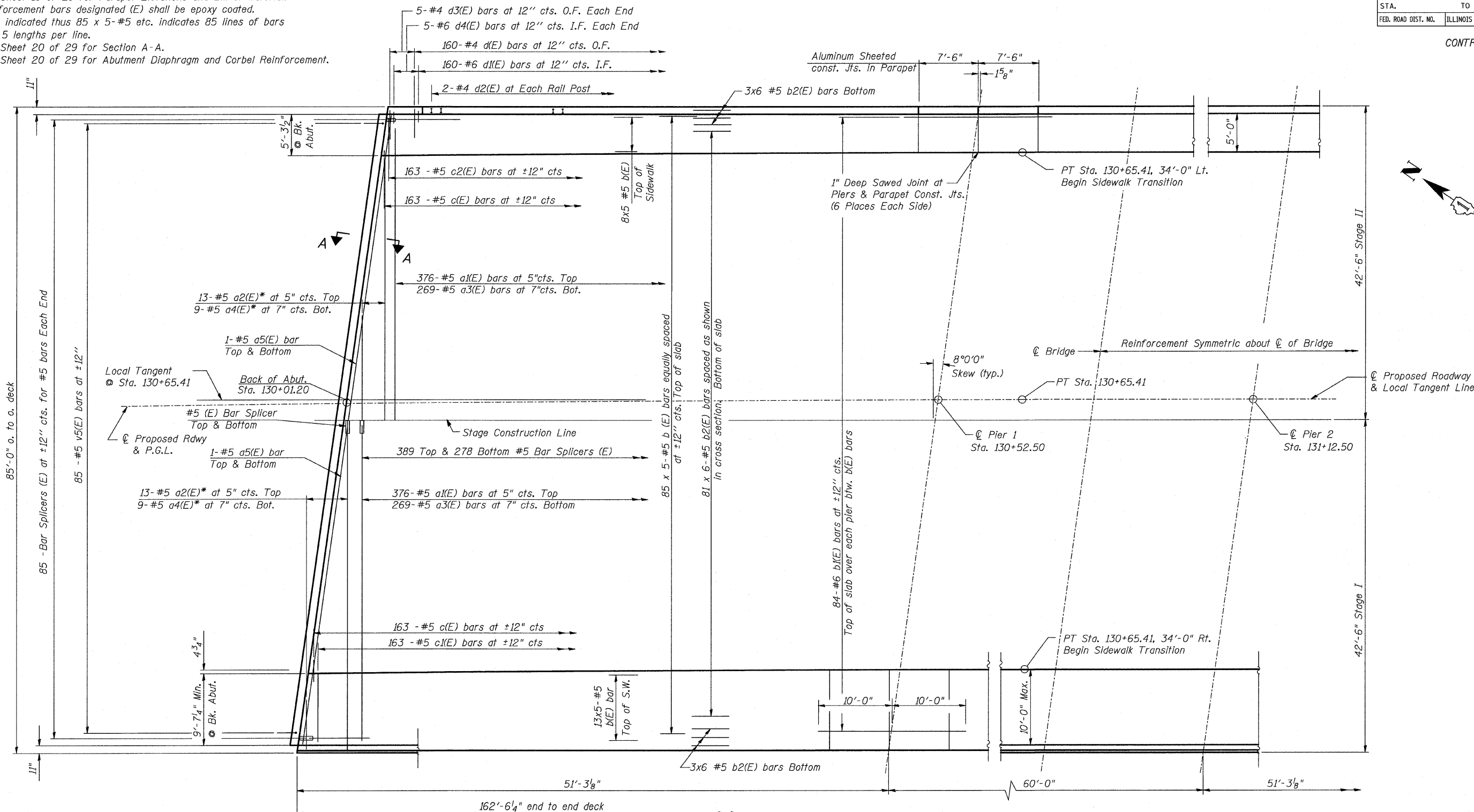


F.A.P. RTE.	SECTION	COUNTY	TOTAL SHEETS	SHEET NO.
374	3268F-R-1	COOK	279	143
STA.	TO STA.			
FED. ROAD DIST. NO.	ILLINOIS	FED. AID PROJECT		

SHT. S-II OF S-28

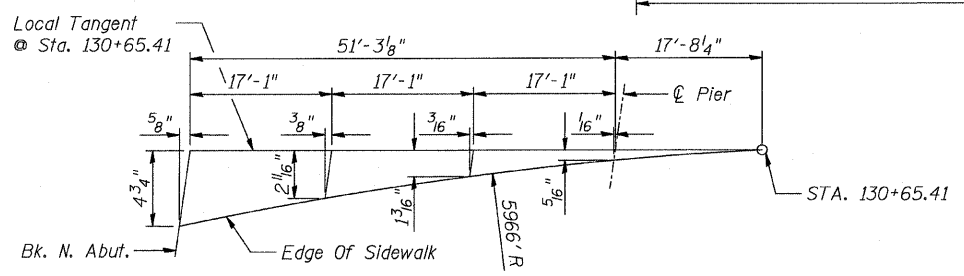
CONTRACT NO. 62387

Notes:  
 See Sheet 13 of 29 for Parapet Elevations and Bill of Material.  
 Reinforcement bars designated (E) shall be epoxy coated.  
 Bars indicated thus 85 x 5-#5 etc. indicates 85 lines of bars with 5 lengths per line.  
 See Sheet 20 of 29 for Section A-A.  
 See Sheet 20 of 29 for Abutment Diaphragm and Corbel Reinforcement.

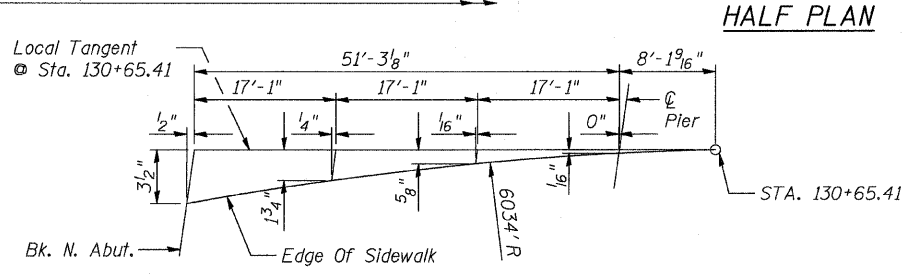


HALF PLAN

\* Order a2(E) & a4(E) bars full length. Cut to fit skew and use remainder of bars in opposite end.



WEST SIDEWALK OFFSET



EAST SIDEWALK OFFSET

Min. Bar Lap  
 #4 = 1'-8"  
 #5 = 2'-2"



REVISIONS	
NAME	DATE

ILLINOIS DEPARTMENT OF TRANSPORTATION  
 ILLINOIS ROUTE 21  
 MILWAUKEE AVE. OVER DES PLAINES RIVER  
 F.A.P. ROUTE 374 SECTION 3268F-R-1  
 COOK COUNTY, SN 016-6566

DECK PLAN  
 DESIGN BY: AWH DRAWN BY: BTO  
 DATE: 02/05/08 CHECKED BY: JAN CHECKED BY: JAW

View from West Side of Bridge (from Station 130+65.41)