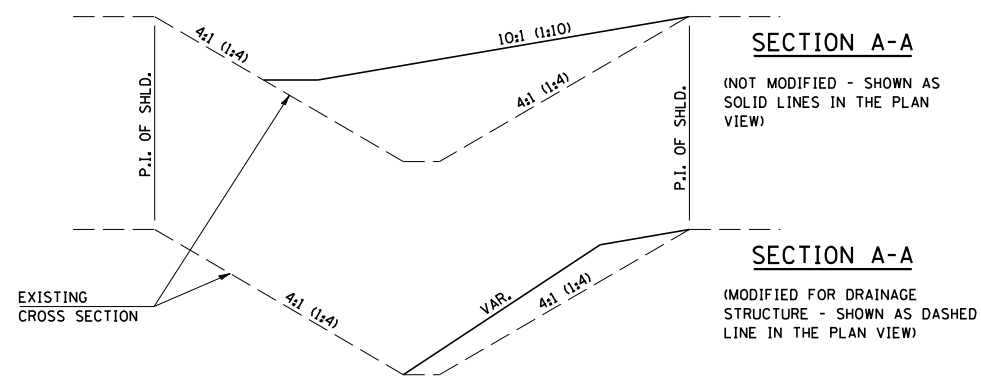
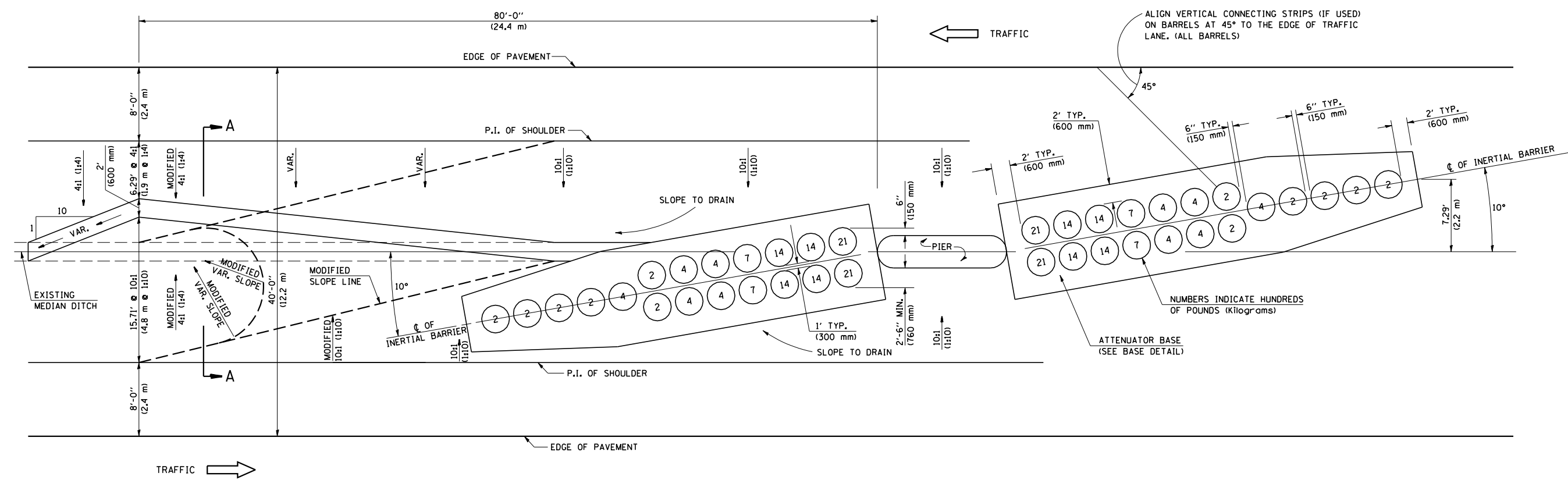
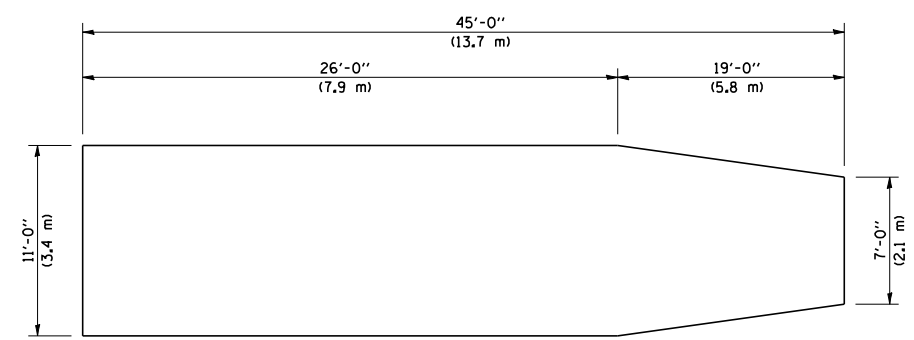


70 MPH (110 km/h) DESIGN - 40' (12 m) MEDIAN



GRADING AND SHAPING DETAIL



GENERAL NOTES

1. ALL 10:1 (1:10) SLOPES SHOWN ON THIS DETAIL SHALL BE CONSTRUCTED 10:1 (1:10) OR FLATTER.
2. ANY EXISTING DRAINAGE STRUCTURES LOCATED WITHIN THE 80' (24.4 m) WORKING AREA SHALL BE MODIFIED OR LEFT IN PLACE AS SHOWN ON THE PLANS. WHERE THE EXISTING DRAINAGE STRUCTURES ARE TO REMAIN IN PLACE, THE SLOPES ARE TO BE CONSTRUCTED AS SHOWN AS MODIFIED SLOPES ON THIS DETAIL AND AS DIRECTED BY THE ENGINEER.
3. THE SLOPES AS SHOWN ON THIS DETAIL SHALL APPLY TO BOTH ENDS OF THE BRIDGE PIERS.
4. THE LENGTH X WIDTH OF MODULE LAYOUT IS 41.0' x 7.0' : 19 MODULES - 14,400 LBS.
(12.5 m x 2.1 m : 19 MODULES - 6532 kg).
5. IN AREAS OF 10:1 (1:10) SLOPES PRECEDING THE ATTENUATOR IN THE MEDIAN INSTALLATION, FOUR WOOD POSTS SHALL BE PLACED AT 5' (1.5 m) INTERVALS IN THE MEDIAN \bar{c} . SEE SPECIAL PROVISIONS.

Note: All dimensions are in INCHES (millimeters) unless otherwise shown.

DATE	REVISIONS	NAME
11/06	Replaced Detail F-1.51A	TJB

ILLINOIS DEPARTMENT OF TRANSPORTATION

**IMPACT ATTENUATORS
(NON-REDIRECTIVE)
TEST LEVEL 3**

DISTRICT 5 DETAIL NO. Z0030150B

PLOT DATE = 12/11/2007
 FILE NAME = c:\projects\0501099\structure 012-0105\detail2007.dgn
 PLOT SCALE = 42,352% / IN.
 USER NAME = collierb