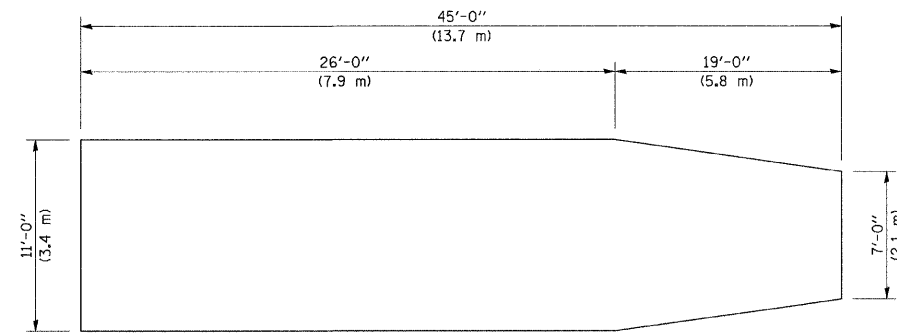
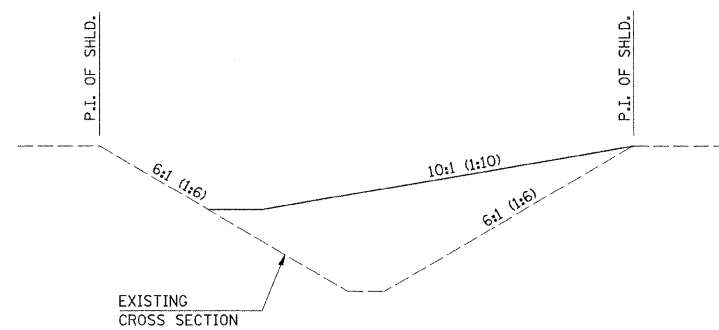
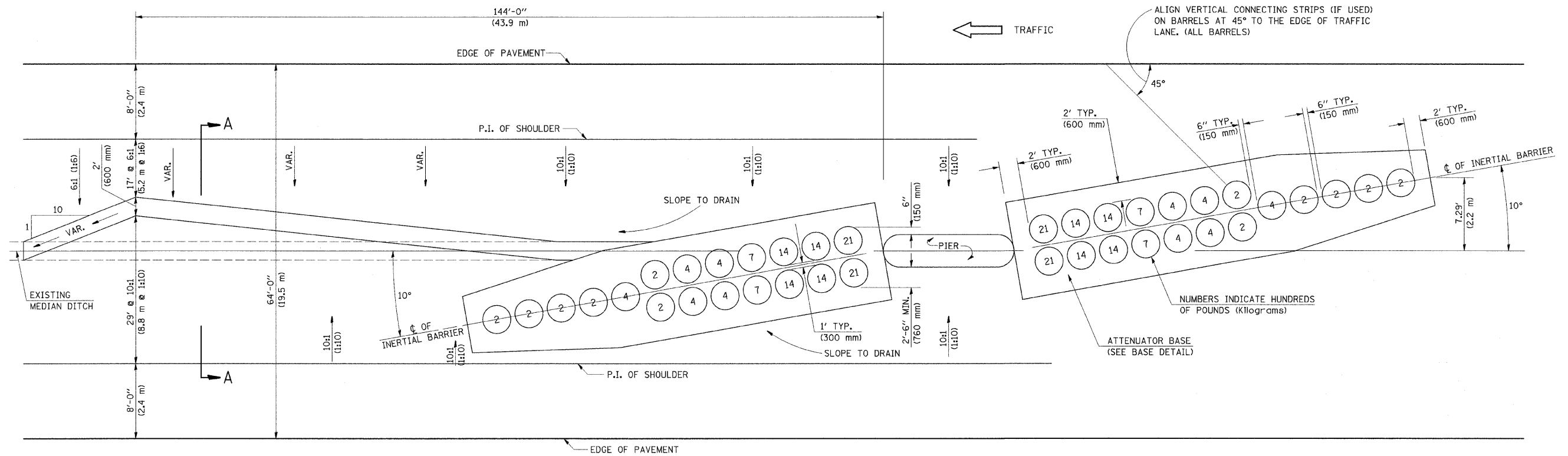


DETAIL OF IMPACT ATTENUATORS (NON-REDIRECTIVE) TEST LEVEL 3

64' (19.5 m) MEDIAN



BASE DETAIL

SECTION A-A
GRADING AND SHAPING DETAIL

GENERAL NOTES

- ALL 10:1 (1:10) SLOPES SHOWN ON THIS DETAIL SHALL BE CONSTRUCTED 10:1 (1:10) OR FLATTER.
- THE SLOPES AS SHOWN ON THIS DETAIL SHALL APPLY TO BOTH ENDS OF THE BRIDGE PIERS.
- THE LENGTH X WIDTH OF MODULE LAYOUT IS 41.0' x 7.0' : 19 MODULES - 14,400 LBS. (12.5 m x 2.1 m : 19 MODULES - 6532 kg).
- IN AREAS OF 10:1 (1:10) SLOPES PRECEDING THE ATTENUATOR IN THE MEDIAN INSTALLATION, FOUR OR MORE WOOD POSTS SHALL BE PLACED AT 5' (1.5 m) INTERVALS IN THE MEDIAN ϕ . SEE SPECIAL PROVISIONS AND SCHEDULES.

ALL DIMENSIONS ARE IN FEET (METERS) UNLESS OTHERWISE SHOWN.

FILE NAME =	USER NAME = swartzw	DESIGNED - JLD	REVISED -	STATE OF ILLINOIS DEPARTMENT OF TRANSPORTATION	IMPACT ATTENUATOR DETAIL	F.A.I. RTE.	SECTION	COUNTY	TOTAL SHEETS	SHEET NO.
ca\projects\74285d\shdtdetails_74285.dgn	PLOT SCALE = 50,0000' / IN.	DRAWN - RWS	REVISED -			64	D7 SAFETY 2008-4	WAYNE	51	14
PLOT DATE = 1/30/2008	DATE - 01-08	CHECKED - DHR	REVISED -			CONTRACT NO. 74285				
		DATE - 01-08	REVISED -			ILLINOIS FED. AID PROJECT				