

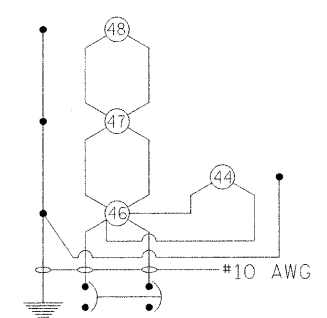
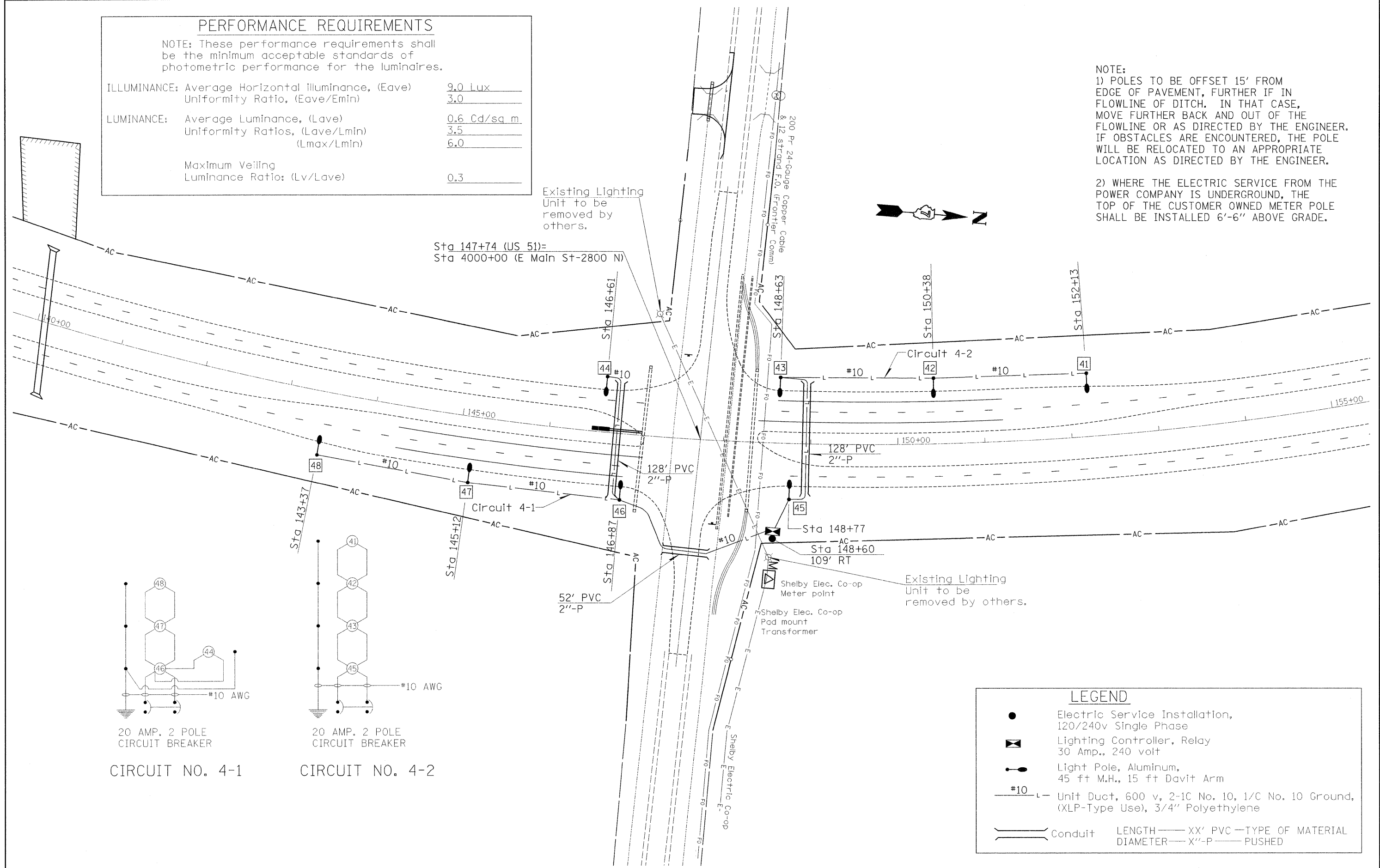
### PERFORMANCE REQUIREMENTS

NOTE: These performance requirements shall be the minimum acceptable standards of photometric performance for the luminaires.

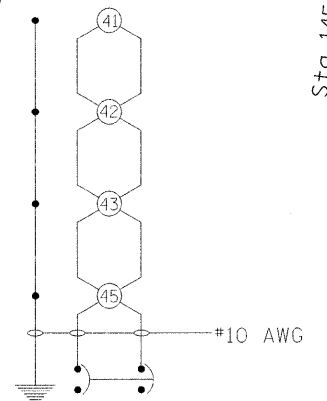
ILLUMINANCE: Average Horizontal Illuminance, (Eave)	9.0 Lux
Uniformity Ratio, (Eave/Emin)	3.0
LUMINANCE: Average Luminance, (Lave)	0.6 Cd/sq m
Uniformity Ratios, (Lave/Lmin)	3.5
(Lmax/Lmin)	6.0
Maximum Veiling Luminance Ratio: (Lv/Lave)	0.3

NOTE:  
 1) POLES TO BE OFFSET 15' FROM EDGE OF PAVEMENT, FURTHER IF IN FLOWLINE OF DITCH. IN THAT CASE, MOVE FURTHER BACK AND OUT OF THE FLOWLINE OR AS DIRECTED BY THE ENGINEER. IF OBSTACLES ARE ENCOUNTERED, THE POLE WILL BE RELOCATED TO AN APPROPRIATE LOCATION AS DIRECTED BY THE ENGINEER.

2) WHERE THE ELECTRIC SERVICE FROM THE POWER COMPANY IS UNDERGROUND, THE TOP OF THE CUSTOMER OWNED METER POLE SHALL BE INSTALLED 6'-6" ABOVE GRADE.



CIRCUIT NO. 4-1



CIRCUIT NO. 4-2

LEGEND	
●	Electric Service Installation, 120/240v Single Phase
⊠	Lighting Controller, Relay 30 Amp., 240 volt
⊙	Light Pole, Aluminum, 45 ft M.H., 15 ft Davit Arm
—#10—	Unit Duct, 600 v, 2-1C No. 10, 1/C No. 10 Ground, (XLP-Type Use), 3/4" Polyethylene
—	Conduit LENGTH — XX' PVC — TYPE OF MATERIAL DIAMETER — X"-P — PUSHED