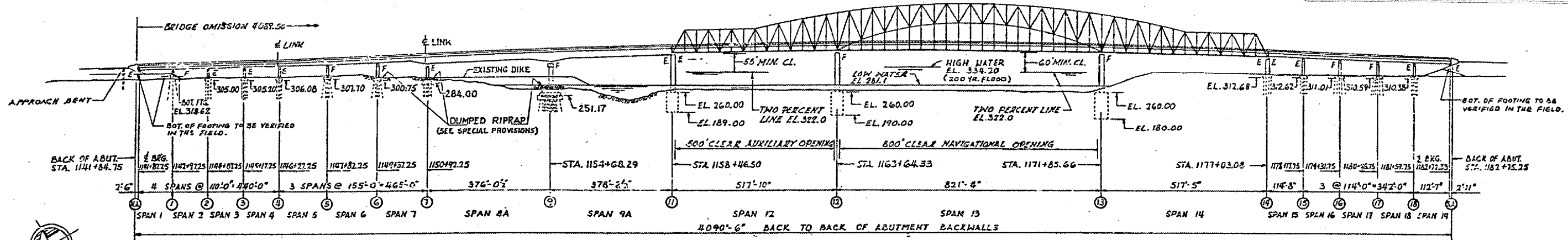
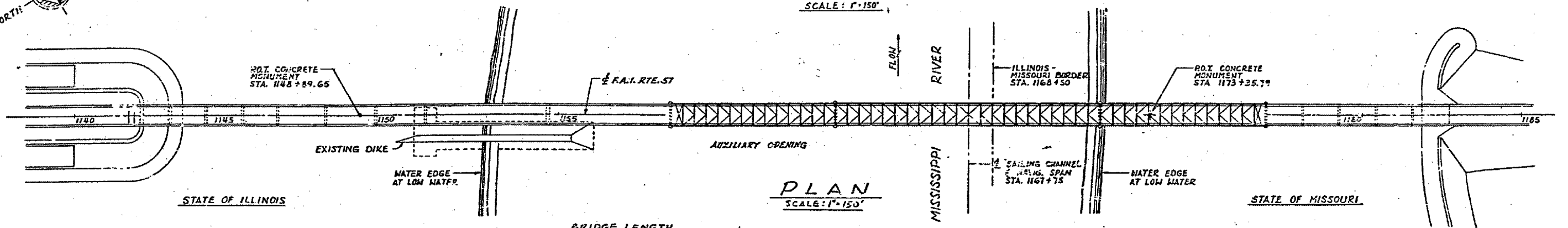


BENCH MARKS
 CONCRETE MONUMENT WITH BRASS CAP TOP OF BANK MISSISSIPPI RIVER STA. 1148+89.65 TL 1/2 MEDIAN EL. 317.12
 CONCRETE MONUMENT WITH BRASS CAP TOP OF BANK MISSISSIPPI RIVER STA. 1173+35.79 TL 1/2 MEDIAN EL. 319.31

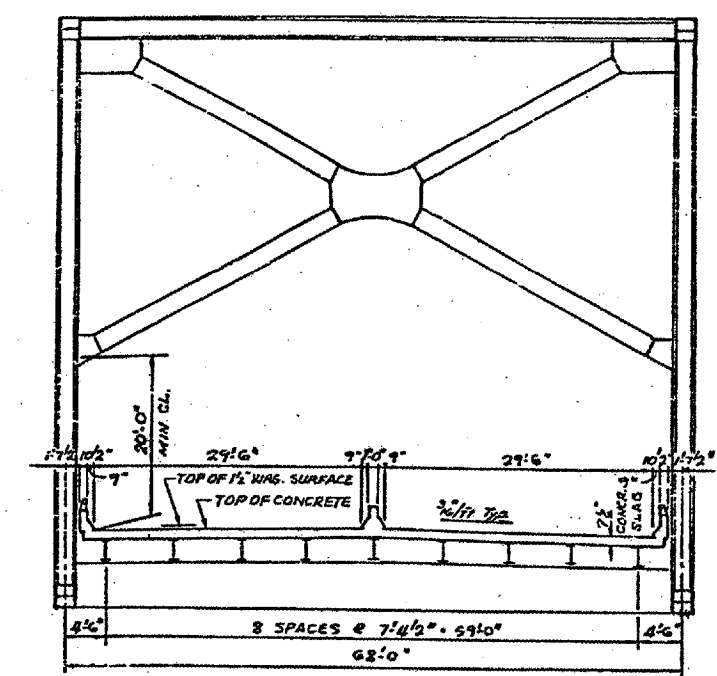
CONTRACT: 78040
 ROUTE: F.A.I. 57
 SECTION: (02-1B-1)P-1
 COUNTY: ALEXANDER, IL; MISSISSIPPI, MO
 SHEET 6 OF 67
 FOR INFORMATION ONLY



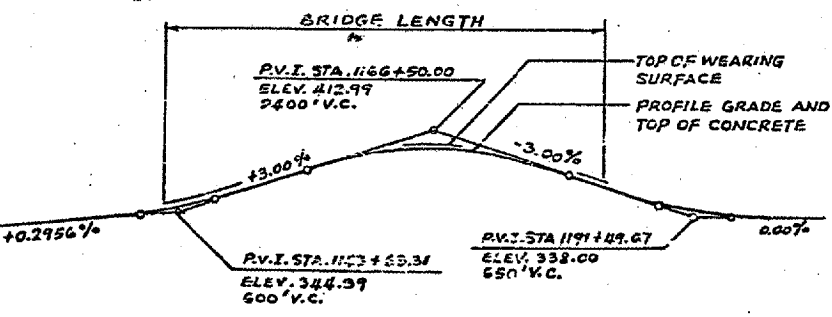
ELEVATION
 SCALE: 1"=150'



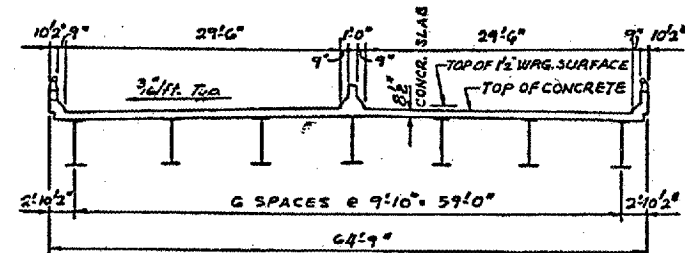
PLAN
 SCALE: 1"=150'



TYPICAL SECTION THRU TRUSS SPANS



PROFILE GRADE - F.A.I. RTE 57
 (4'0" LT. AND RT. OF 1/2 MEDIAN)



TYPICAL SECTION THRU GIRDER SPANS

INDEX OF SHEETS

SHEET NO.	DESCRIPTION
1	TITLE SHEET
2	GENERAL PLAN AND ELEVATION
3	FRAMING PLAN - SPANS 1, 2, 3 & 4
4	FRAMING PLAN - SPANS 5, 6 & 7
5	FRAMING PLAN - SPANS 8, 9 & 10
6	FRAMING PLAN - SPANS 11, 12 & 13
7	FRAMING PLAN - SPANS 14, 15 & 16
8	FRAMING PLAN - SPANS 17, 18 & 19
9	CIRDER CROSSFRAMES AND LINK DETAILS
10	GIRDER CROSSFRAMES AND BRACING DETAILS
11, 12, 13	STEEL DETAILS - SPANS 8A & 9A
14	FIELD SPICE AND DETAILS - SPANS 1 TO 9A & 15 TO 19
15	BEARING DETAILS - SPANS 1 TO 2A & 15 TO 19
16, 17	EXPANSION GUARD - PIERS 11 & 14
18	TRUSS LAYOUT & BLOCKING ORDINATES
19	FRAMING PLAN - SPANS 12, 13 & 14
20	FLOOR STEEL DETAILS - SPANS 12, 13 & 14
21	FLOOR BEAMS - SPANS 12, 13 & 14
22	TRUSS DETAILS - L ₁₀ TO L ₉ & U ₁ TO U ₃
23	TRUSS DETAILS - L ₄ TO L ₇ & U ₄ TO U ₆
24	TRUSS DETAILS - L ₈ TO L ₁₀ & U ₇ TO U ₁₀
25	TRUSS DETAILS - L ₁₁ TO L ₁₃ & U ₁₁ TO U ₁₃
26	TRUSS DETAILS - L ₁₄ TO L ₁₅ & U ₁₄ TO U ₁₆
27	TRUSS DETAILS - L ₁₆ TO L ₁₇ & U ₁₇ TO U ₁₉
28	TRUSS DETAILS - M ₂₀ TO M ₂₂ & U ₂₀ TO U ₂₂
29	TRUSS DETAILS - M ₂₃ TO M ₂₅ & U ₂₃ TO U ₂₅
30	TRUSS DETAILS - L ₁₅ TO L ₂₅
31	TRUSS DETAILS - MISCELLANEOUS
32	SWAY FRAMES - SPANS 12, 13 & 14
33	BERTALS - SPANS 12, 13 & 14
34	TRUSS BEARINGS AT PIERS 12 & 13
35	TRUSS BEARINGS AT PIERS 11 & 14
36	NAVIGATION & AVIATION OBSTRUCTION LIGHTS
37	PIER LIGHT, LADDER & RAILING DETAILS
38	CENTER OF CHANNEL NAVIGATION LIGHT DETAILS
39	AVIATION OBSTRUCTION LIGHT DETAILS
40	DRAINAGE DETAILS

HIGHWAY CLASSIFICATION
 F.A.I. ROUTE 57, D.V. 1920, H.P.H. 70, DESIGNATION: B-1 (1987)

GENERAL NOTES
 STRUCTURAL STEEL SHALL BE FIELD PAINTED IN ACCORDANCE WITH SEC. 502 OF THE STD. SPECS.

THE BASIC ZINC SILICO CHROMATE PAINT SYSTEM SHALL BE USED
 (Quantity of paint for structural steel to be painted = 22,283.460 lbs.)

SUMMARY OF QUANTITIES SECTION (02-1B-1)P

QUANTITY	UNIT	ITEM	CODE NO.
1	L. SUM	PAINTING STRUCTURAL STEEL	X50904

BRIDGE NO. 1
 STRUCTURE NO. 002-0022
 FOR INFORMATION ONLY

ALFRED BENESCH & COMPANY
 CONSULTING ENGINEERS
 10 S. WABASH AVE. CHICAGO, ILLINOIS

GENERAL PLAN AND SECTION
 F.A.I. RTE. 57 OVER THE MISSISSIPPI RIVER
 PROJECT 1-57-9(6)D
 SECTION (02-1B-1)P
 ALEXANDER COUNTY, ILLINOIS
 MISSISSIPPI COUNTY, MISSOURI
 STA. 1141 + 84.75 TO STA. 1182 + 75.25