

**GENERAL NOTES**

- Reinforcement bars designated (E) shall be epoxy coated.
- Form liner textured surface shall be applied to the wingwalls, retaining walls and noise abatement walls. The finish shall consist of a rolled Ashlar Stone finish and shall have a minimum 0.75 in impression.
- The pattern produced on the exposed surfaces of the concrete wingwalls, retaining walls and the noise abatement walls shall be identical. The concrete stain applied to the surfaces of all of those items shall also be identical. The Contractor shall provide all necessary coordination and direction with its vendor manufacturing the noise abatement walls to assure the same concrete form liners and stain are used for them as those for the cast-in-place wingwalls and retaining walls.

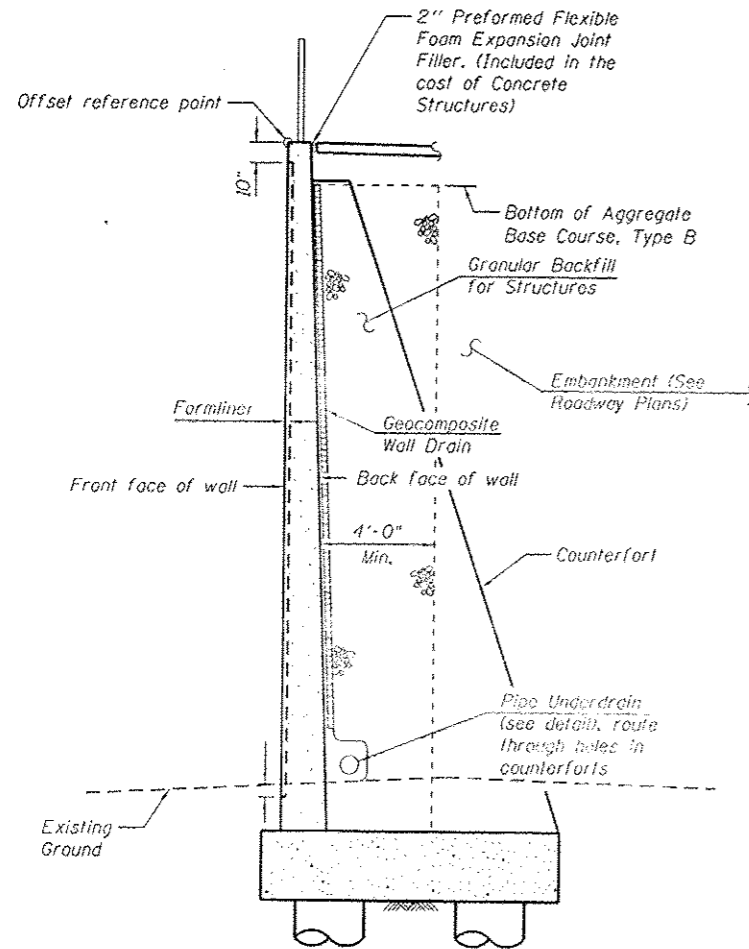
**INDEX OF SHEETS**

- NE-1 General Plan and Elevation
- NE-2 General Notes, Index of Sheets and Bill of Material
- NE-3 Temporary MSE Retaining Wall Details
- NE-4 Detailed Plan and Elevation 1
- NE-5 Detailed Plan and Elevation 2
- NE-6 Detailed Plan and Elevation 3
- NE-7 Detailed Plan and Elevation 4
- NE-8 Detailed Plan and Elevation 5
- NE-9 Detailed Plan and Elevation 6
- NE-10 Detailed Plan and Elevation 7
- NE-11 Miscellaneous Details
- NE-12 Soil Borings 1
- NE-13 Soil Borings 2
- NE-14 Soil Borings 3
- NE-15 Soil Borings 4
- NE-16 Soil Borings 5
- NE-17 Soil Borings 6
- NE-18 Soil Borings 7

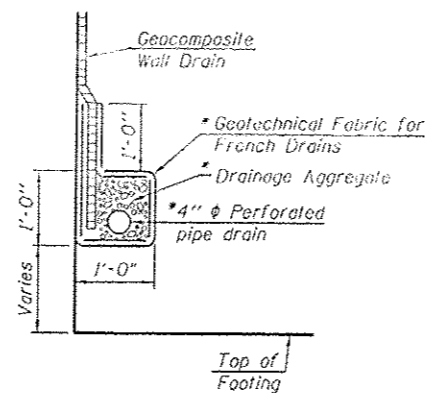
**TOTAL BILL OF MATERIALS**

Item	Unit	Total
Structure Excavation	Cu. Yd.	1,849
Concrete Structures	Cu. Yd.	1543.2
Form Liner Textured Surface	Sq. Ft.	10,116
Stud Shear Connectors	Each	144
Reinforcement Bars	Pound	327,690
Reinforcement Bars, Epoxy Coated	Pound	212,070
Bicycle Railing, Special	Foot	657
Parapet Railing, Special	Foot	600
Name Plates	Each	1
Drilled Shaft in Soil	Cu. Yd.	1,373
Drilled Shaft in Rock	Cu. Yd.	41
Geocomposite Wall Drain	Sq. Yd.	1,184
Temporary Mechanically Stabilized Earth Retaining Wall	Sq. Ft.	11,575
Drilling and Setting Soldier Piles (In Soil)	Cu. Ft.	1,555
Granular Backfill for Structures	Cu. Yd.	1,728
Furnishing Soldier Piles (HP Section)	Foot	440
Pipe Underdrains for Structures 4"	Foot	604
Staining Concrete Structures	Sq. Ft.	10,116

Note: Bill of Material shown for Retaining Wall quantities only. For Bridge Bill of Material, see Sheet S-6.

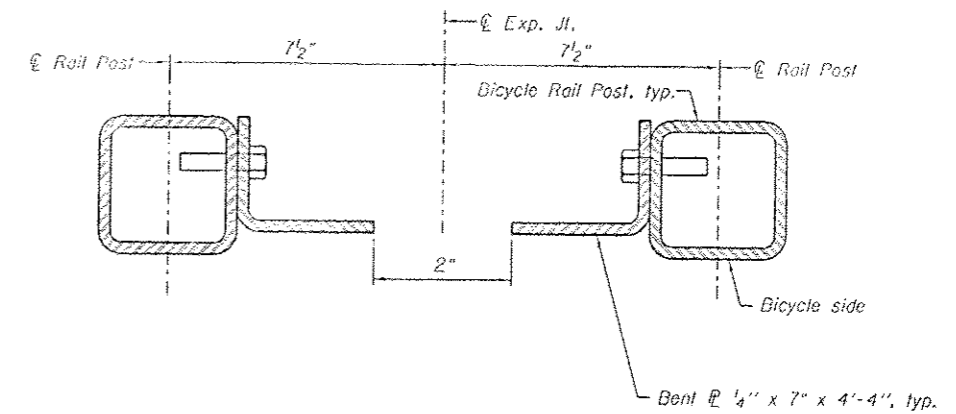


**SECTION THRU RETAINING WALL**



**PIPE UNDERDRAIN DETAIL**

\*Included in the cost of Pipe Underdrains for Structures.



**SECTION THRU BICYCLE RAILING POSTS AT EXPANSION JOINTS**

For additional dimensions and details, see Sheet S-23 of the bridge plans.

2 Rev. sheet 4-21-14



USER NAME	DESIGNED - KMP	REVISED - 04/11/2014 A.M.K.
	CHECKED - AMK	REVISED
PLDT SCALE	DRAWN - BAR	REVISED
PLDT DATE - 03/14/2014	CHECKED - AMK	REVISED

STATE OF ILLINOIS  
DEPARTMENT OF TRANSPORTATION

GENERAL NOTES, BILL OF MATERIALS, AND INDEX OF SHEETS  
STRUCTURE NO. 022-W070

F.A.P. RTE.	SECTION	COUNTY	TOTAL SHEETS	SHEET NO.
311	652-A	DuPAGE	383	249
SHEET NO. NE-2 OF NE-18 SHEETS			CONTRACT NO. 60R06	
ILLINOIS FED. AID PROJECT				