






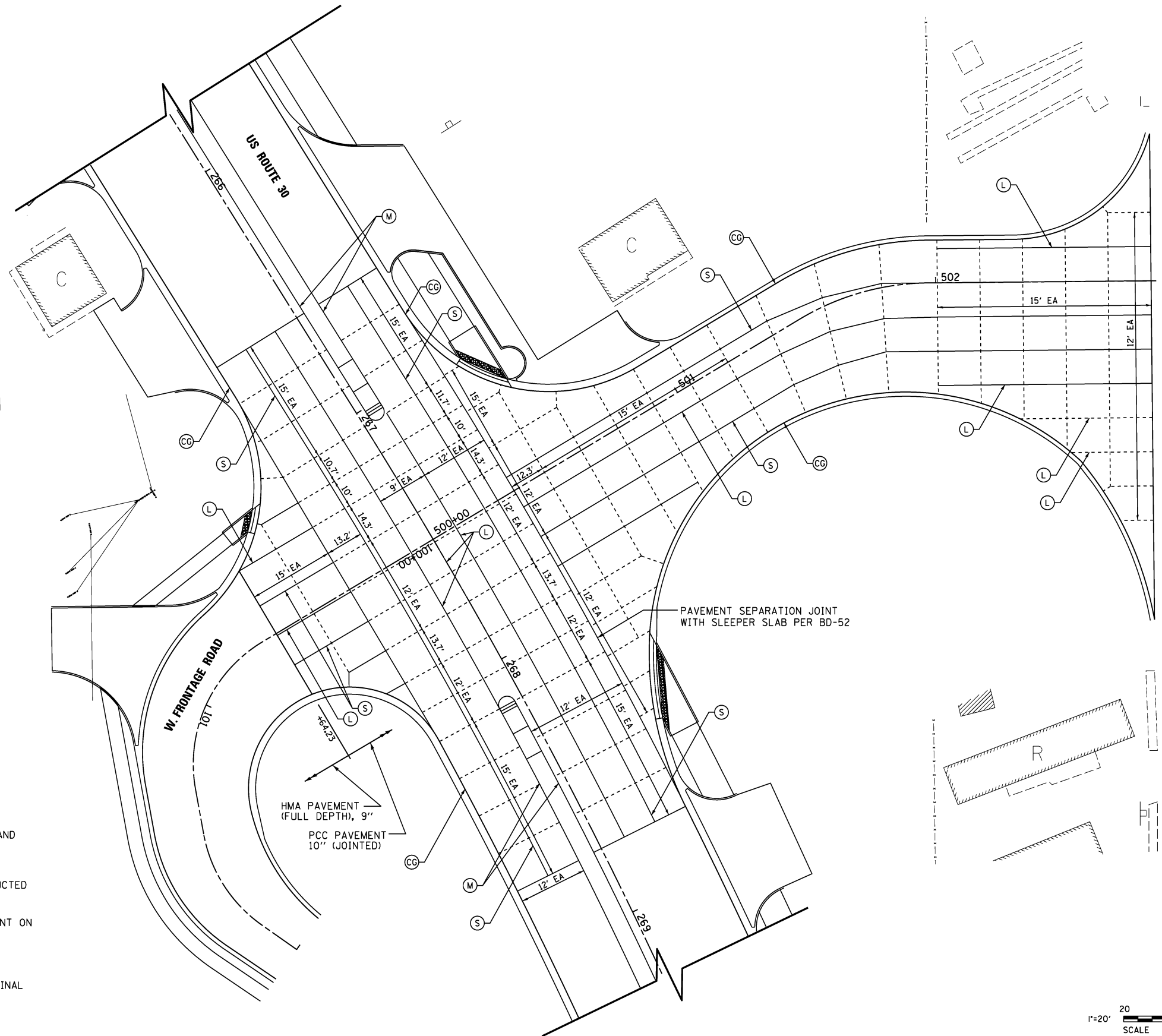


LEGEND

-  12' EA LENGTH OF PAVEMENT PANEL BETWEEN JOINTS
-  LONGITUDINAL JOINT
SEE CALL-OUTS FOR TYPE AND BAR SPACING
-  SAWED TRANSVERSE CONSTRUCTION JOINT
WITH SMOOTH DOWEL BARS (EPOXY COATED), 1-1/2" DIA.,
18" LONG @ 12" C-C (INCLUDED IN THE COST OF
"PCC PAVEMENT 10" JOINTED" OR "PCC PAVEMENT 9-1/2" JOINTED")
-  CONSTRUCTION JOINT
NO. 6 X 24" DEFORMED TIE BARS (EPOXY COATED)
GROUTED IN PLACE AT 24" C-C (INCLUDED IN COST OF "COMBINATION
CONCRETE CURB AND GUTTER, TYPE B-6.24" OR "COMBINATION CONCRETE
CURB AND GUTTER, TYPE B-6.12")
-  CONSTRUCTION JOINT
NO. 6 X 24" DEFORMED TIE BARS (EPOXY COATED)
GROUTED IN PLACE AT 24" C-C (INCLUDED IN COST OF "CORRUGATED
MEDIAN", "CONCRETE MEDIAN, TYPE SB6.12", "CONCRETE MEDIAN, TYPE
SB-6.24", OR "CONCRETE MEDIAN, TYPE SB-6.24 (MODIFIED)")
-  LONGITUDINAL CONSTRUCTION JOINT
NO. 6 X 24" DEFORMED TIE BARS (EPOXY COATED) AT 24" C-C (INCLUDED
IN COST OF "PCC PAVEMENT 10" (JOINTED) OR PCC PAVEMENT 9-1/2"
(JOINTED)")
-  LONGITUDINAL SAWED JOINT
NO. 6 X 30" DEFORMED TIE BARS (EPOXY COATED) AT 30" C-C (INCLUDED
IN COST OF "PCC PAVEMENT 10" (JOINTED)" OR PCC PAVEMENT 9-1/2"
(JOINTED)")



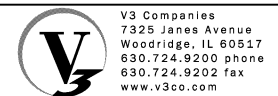
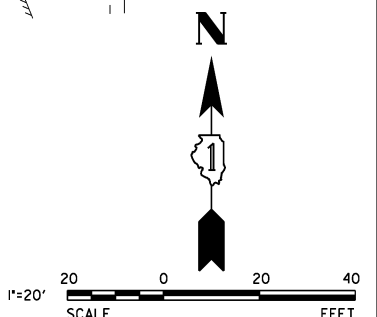
**RELOCATED
ALPINE VILLAGE
ENTRANCE**

PAVEMENT SEPARATION JOINT
WITH SLEEPER SLAB PER BD-52

HMA PAVEMENT
(FULL DEPTH), 9"
PCC PAVEMENT
10" (JOINTED)

NOTES:

1. TRANSVERSE CONTRACTION JOINTS SHALL BE ALIGNED ACROSS SOLID BARRIER MEDIANS. JOINT LAYOUT MAY BE MODIFIED (+/- 3 FT PER STANDARD 420101 AND 420106) UPON APPROVAL BY THE ENGINEER TO INCORPORATE CHANGES DURING CONSTRUCTION.
2. PAVEMENT ROUND-OUTS FOR MANHOLES AND VALVE VAULTS SHALL BE CONSTRUCTED IN ACCORDANCE WITH HIGHWAY STANDARD 420111 AND DISTRICT DETAIL BD-48.
3. SEE DISTRICT DETAIL BD-52 FOR TIE BAR AND DOWEL BAR USE AT FIRST JOINT ON SIDE ROAD AT ALL INTERSECTIONS.
4. SEE IDOT STANDARDS 420001, 420101, AND 420111 FOR ADDITIONAL DETAILS.
5. AT THE APPROVAL OF THE ENGINEER, THE CONTRACTOR MAY CHANGE LONGITUDINAL SAWED JOINTS TO LONGITUDINAL CONSTRUCTION JOINTS.



USER NAME = hshsh	DESIGNED - DTE	REVISED -
PLOT SCALE = 20.0000' / 1"	DRAWN - DRP	REVISED -
PLOT DATE = 8/21/2013	CHECKED - VJD	REVISED -
	DATE - 08/14/2013	REVISED -

**STATE OF ILLINOIS
DEPARTMENT OF TRANSPORTATION**

**US ROUTE 30 AND WEST FRONTAGE ROAD
PAVEMENT JOINTING DETAILS**

SCALE: 1" = 20' SHEET NO. 1 OF 4 SHEETS

F.A.P. RTE.	SECTION	COUNTY	TOTAL SHEETS	SHEET NO.
353	11-Y-A	COOK	354	152
CONTRACT NO. 60R19				

ILLINOIS FED. AID PROJECT