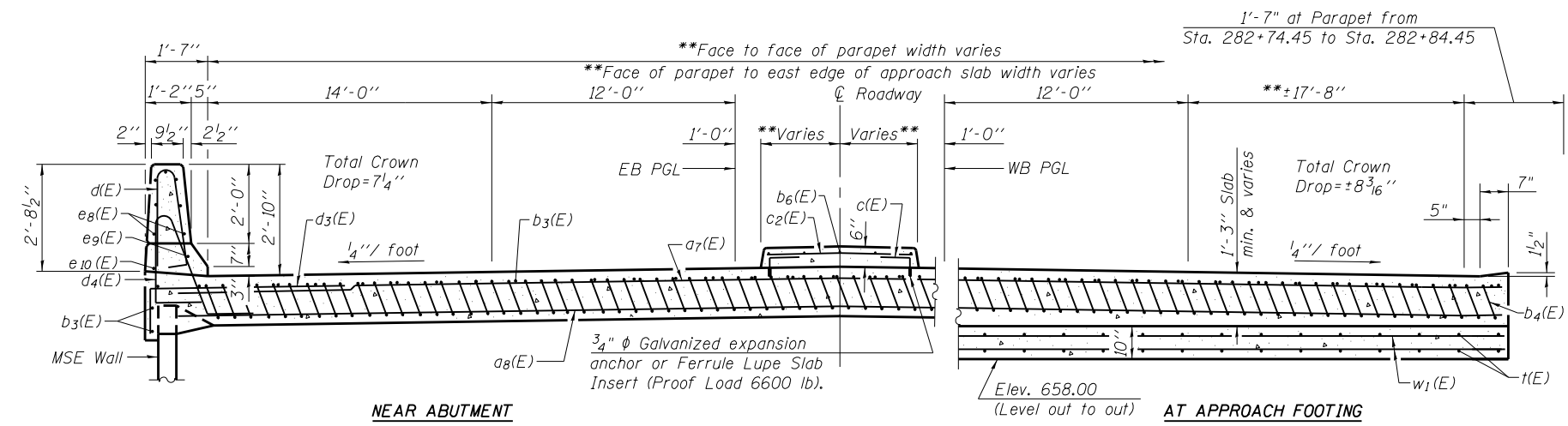
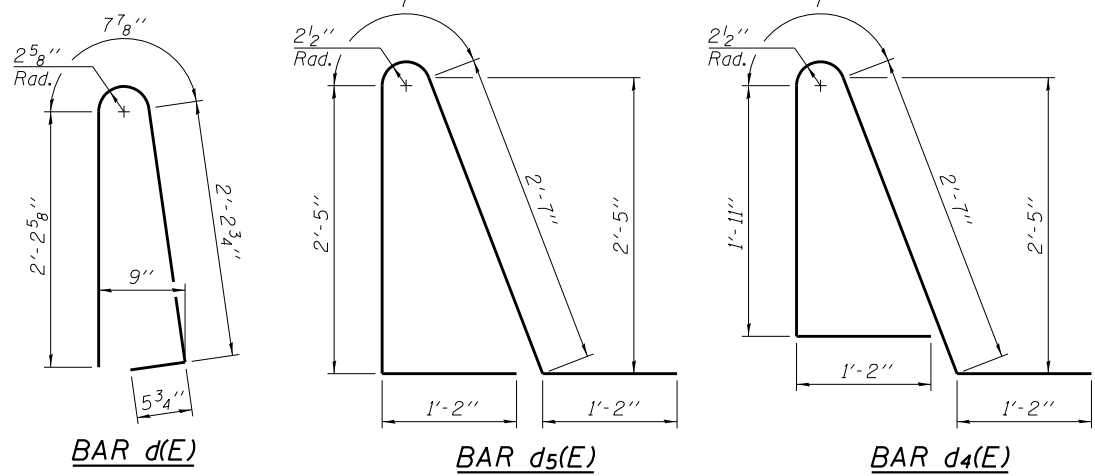
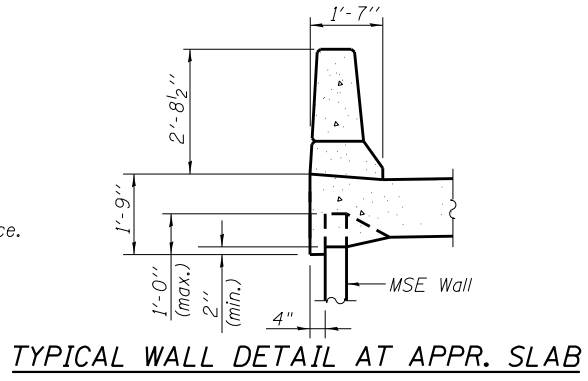


SECTION A-A



SECTION B-B

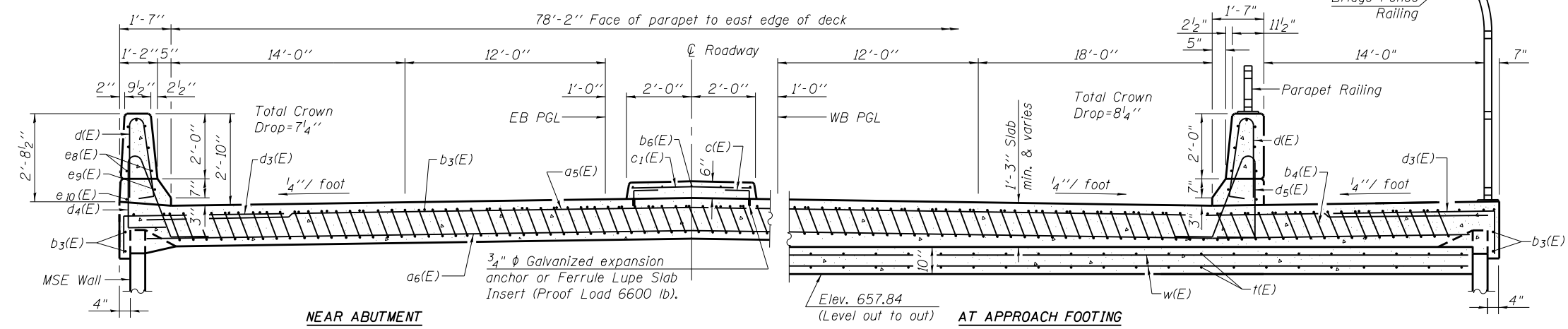


TYPICAL WALL DETAIL AT APPR. SLAB

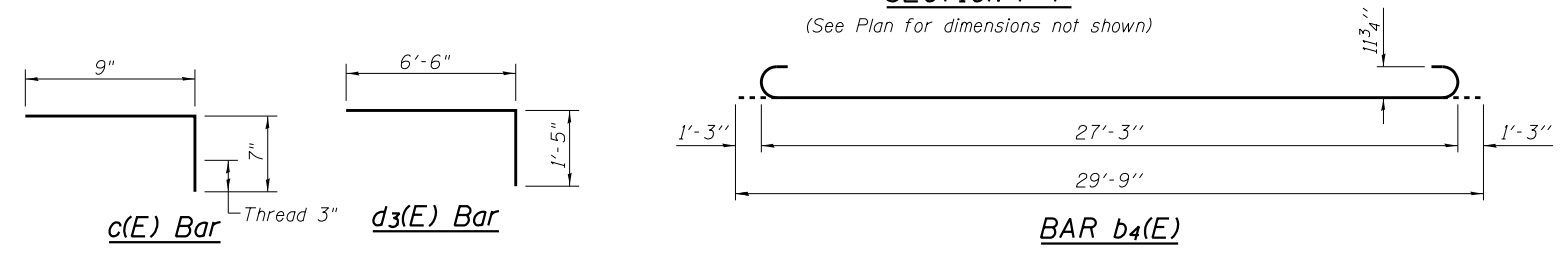
*Tilt #9 b4(E) bars as required to maintain clearance.
 **See sheets 12 of 35 for stations and offsets to get the exact dimension.
 ***Cost included with Concrete Superstructure.

TWO APPROACHES
 BILL OF MATERIAL

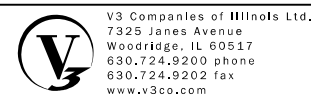
Bar	No.	Size	Length	Shape
a2(E)	8	#6	6'-6"	
a5(E)	75	#4	28'-1"	
a6(E)	90	#5	40'-9"	
a7(E)	50	#4	34'-0"	
a8(E)	90	#5	34'-2"	
b3(E)	123	#4	29'-8"	
b4(E)	342	#9	29'-9"	
b5(E)	1	#4	9'-9"	
b6(E)	10	#5	31'-2"	
c(E)	128	#5	1'-4"	
c1(E)	32	#5	3'-7"	
c2(E)	32	#5	5'-0"	
d(E)	117	#5	5'-7"	
d3(E)	72	#6	7'-11"	
d4(E)	70	#5	7'-5"	
d5(E)	47	#5	7'-11"	
e8(E)	42	#4	15'-5"	
e9(E)	3	#8	31'-3"	
e10(E)	3	#4	31'-3"	
e11(E)	8	#4	11'-3"	
e12(E)	1	#8	11'-3"	
t(E)	290	#4	9'-8"	
w(E)	80	#5	40'-9"	
w1(E)	80	#5	34'-3"	
Concrete Superstructure		Cu. Yd.	234.3	
Concrete Structures		Cu. Yd.	44.4	
Reinforcement Bars, Epoxy Coated		Pound	58,920	
Bridge Deck Grooving		Sq. Yd.	385	
Protective Coat		Sq. Yd.	551	



SECTION F-F



Notes:
 See sheet 11 of 35 for Detail A.
 Approach slab and parapet concrete shall be paid for as Concrete Superstructure.
 Approach footing concrete shall be paid for as Concrete Structures.
 Reinforcement shall be paid for as Reinforcement Bars, Epoxy Coated.
 Bars indicated thus 20 x 2-#5 etc. indicates 20 lines of bars with 2 lengths per line.
 For v(E) bar details, see sheets 20 thru 22 of 35.
 The approach footing maximum applied service bearing pressure (Omax) = 2.0 ksf.
 For bar splicer details, see sheet 25 of 35.
 Cost of excavation for approach footing included with Concrete Structures.
 For select fill for walls, see Special Provision for Mechanically Stabilized Earth Retaining Walls.
 East Parapet on South Approach similar to Bridge East Parapet and East parapet on North Approach. For additional parapet details, see sheet 10 of 35.



USER NAME =	DESIGNED - WJV	REVISIONS
PLOT SCALE =	CHECKED - CJB	REVISIONS
PLOT DATE =	DRAWN - WJV	REVISIONS
	CHECKED - CJB	REVISIONS

STATE OF ILLINOIS
 DEPARTMENT OF TRANSPORTATION

APPROACH SLAB DETAILS
 STRUCTURE NO. 016-1350
 SHEET NO. 13 OF 35 SHEETS

F.A.P. RTE.	SECTION	COUNTY	TOTAL SHEETS	SHEET NO.
353	11-Y-A	COOK	354	198
CONTRACT NO. 60R19				
ILLINOIS FED. AID PROJECT				