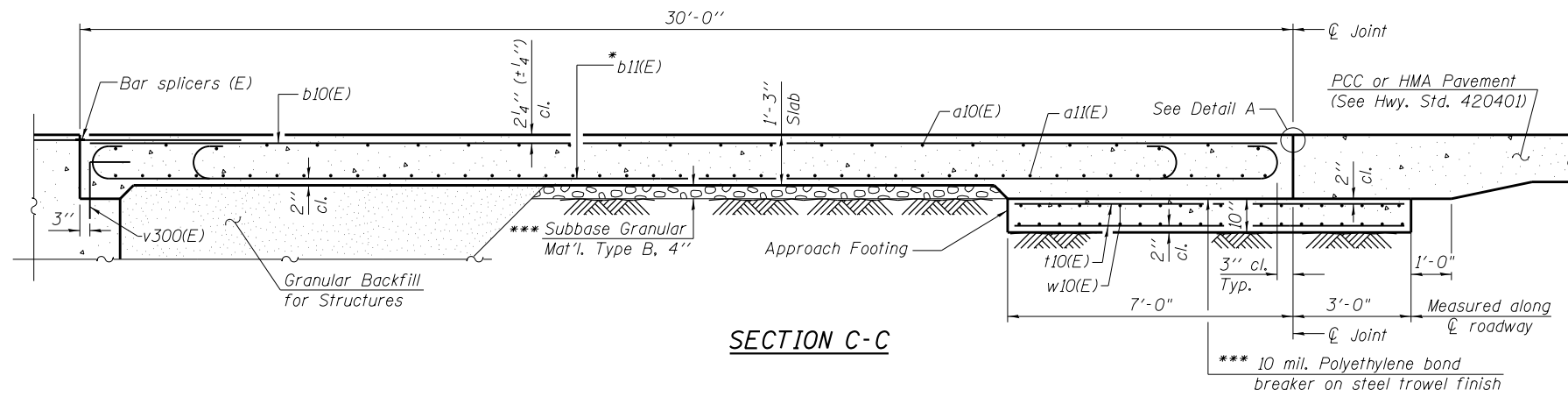
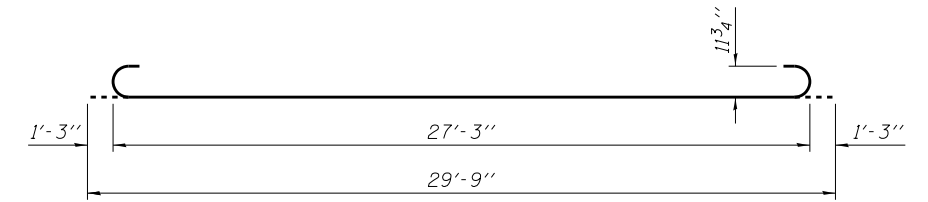


NOTES:

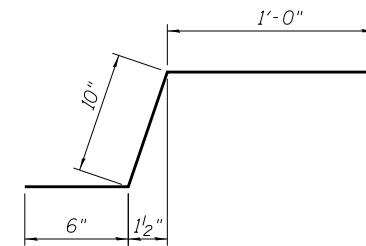
See sheet S-24 of S-47 for Detail A.
 Approach slab and parapet concrete shall be paid for as Concrete Superstructure.
 Approach footing concrete shall be paid for as Concrete Structures.
 Reinforcement shall be paid for as Reinforcement Bars, Epoxy Coated.
 For v300(E) bar details, see sheet S-35 of S-47.
 The approach footing maximum applied service bearing pressure (Q_{max}) = 2.0 ksf.
 Cost of excavation for approach footing included with Concrete Structures.
 For bar splicer details, see sheet S-44 of S-47.
 For Granular Backfill for Structures details, see sheet S-03 of S-47.



SECTION C-C



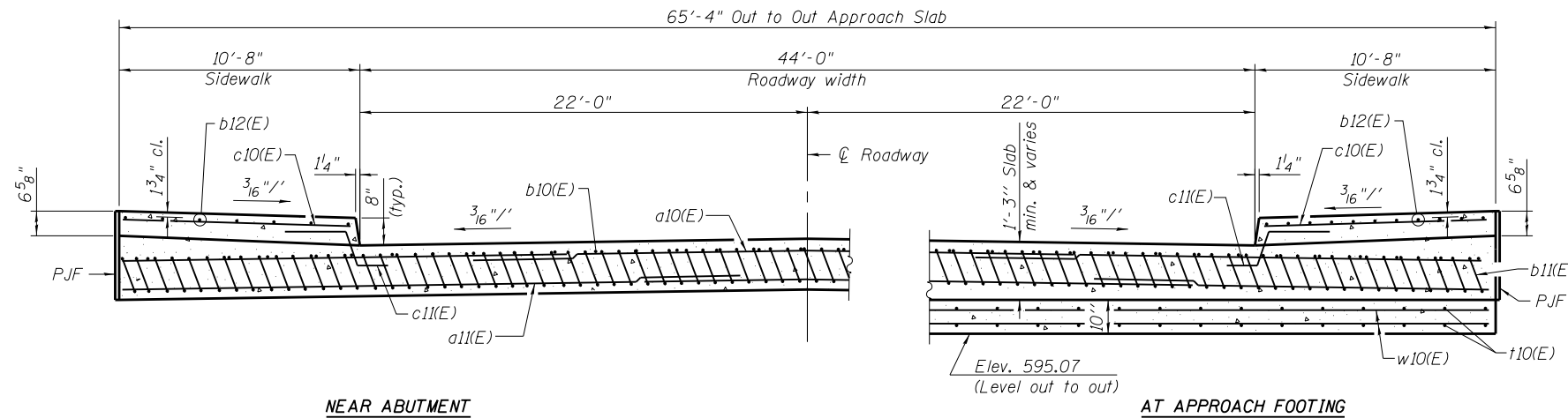
BAR b10(E)



BAR c11(E)

* Tilt #9 b11(E) bars as required to maintain clearance.

*** Cost included with Concrete Superstructure.



SECTION D-D

(See Plan for dimensions not shown)

BILL OF MATERIAL

Bar	No.	Size	Length	Shape
a10(E)	50	#4	33'-10"	—
a11(E)	92	#5	34'-2"	—
b10(E)	53	#4	29'-8"	—
b11(E)	157	#9	29'-9"	⌋
b12(E)	22	#5	29'-8"	—
c10(E)	62	#5	10'-4"	—
c11(E)	62	#5	2'-4"	⌋
t10(E)	132	#4	9'-8"	—
w10(E)	80	#5	34'-2"	—
Concrete Superstructure			Cu. Yd.	117
Concrete Structures			Cu. Yd.	21
Reinforcement Bars, Epoxy Coated			Pound	26,550
Protective Coat			Sq. Yd.	234
Bridge Deck Grooving			Sq. Yd.	140

0161711-60W71-S25-Appr Slab



USER NAME = dunkerleyb	DESIGNED - EJO	REVISED
PLOT SCALE = N.T.S.	CHECKED - DD	REVISED
PLOT DATE = 12/17/2013	DRAWN - BRD	REVISED
	CHECKED - DD	REVISED

**STATE OF ILLINOIS
DEPARTMENT OF TRANSPORTATION**

**EAST APPROACH SLAB DETAILS
STRUCTURE NO. 016-1711**

SHEET NO. S-25 OF S-47 SHEETS

F.A.I. RTE.	SECTION	COUNTY	TOTAL SHEETS	SHEET NO.
90/94/290	2013-036R	COOK	256	117
CONTRACT NO.			60W71	
ILLINOIS FED. AID PROJECT -NUMBER-				