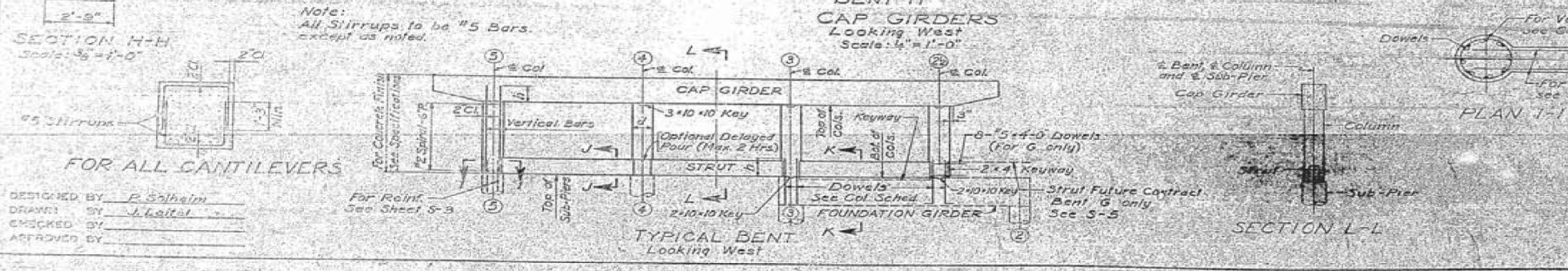
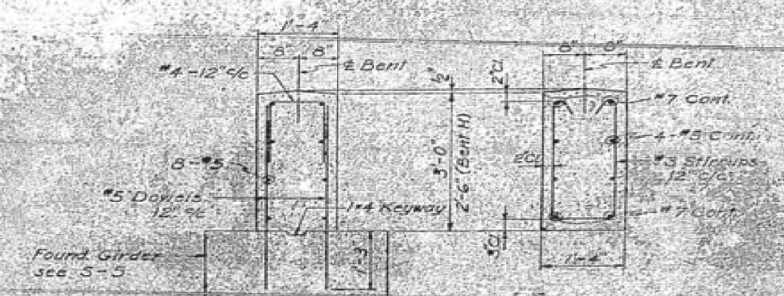



FOR INFORMATION ONLY

PROJECT NO.	SECTION	COUNTY	TOTAL SHEETS	SHEET NO.
# A 14 5-26262-1B	COOK	CO	178	11
DATE OF THIS SHEET	DESIGNED BY	CHECKED BY	PROJECT CODE (S)	

COLUMN SCHEDULE						
BENT NO.	LINE	d	ELEVATIONS BOTTOM TOP	VERTICAL BARS	h	DOWEL
B	2 1/2	2'-9"	-2.00 +9.75	12-#11	2'-9"	12-#11
	3	2'-9"	-2.00 +9.75	12-#11	2'-9"	12-#11
	4	2'-9"	-2.00 +10.00	12-#11	2'-9"	12-#11
C	2 1/2	2'-9"	-0.50 +10.90	8-#11	2'-9"	8-#11
	3	2'-9"	-0.50 +10.90	8-#11	2'-9"	8-#11
	4	2'-9"	-0.50 +10.90	8-#11	2'-9"	8-#11
D	2 1/2	2'-6"	-1.50 +9.90	8-#9	2'-6"	8-#9
	3	2'-6"	-1.50 +9.90	8-#9	2'-6"	8-#9
	4	2'-6"	-1.50 +9.90	8-#9	2'-6"	8-#9
G	2 1/2	2'-9"	-0.50 +11.25	6-#10	2'-6"	8-#10
	3	2'-9"	-0.50 +11.25	6-#10	2'-6"	8-#10
	4	2'-9"	-0.50 +11.25	6-#10	2'-6"	8-#10
H	2 1/2	2'-6"	+2.00 +12.50	12-#11	2'-9"	12-#11
	3	2'-6"	+2.00 +12.50	12-#11	2'-9"	12-#11
	4	2'-6"	+2.00 +12.50	12-#11	2'-9"	12-#11



Notes
 Key Plan and General Notes - Sheet 5-1
 Sub-piers - Sheets 5-2 & 5-3
 Foundation Girders - Sheets 5-4 & 5-5
 Plan of Cap Girders - Sheet 5-6
 Concrete Deck Framing - Sheets 5-13, 5-14, 5-15
 Structural Steel - Sheets 5-16, 5-17 & 5-18

CITY OF CHICAGO
 DEPARTMENT OF PUBLIC WORKS
 BUREAU OF ENGINEERING
 SOUTH ROUTE 54
 SECTION 5-16
 HARRISON STREET
 CAP GIRDERS AND
 DETAIL S-16
 SCALE: AS NOTED

DESIGNED BY: P. Soltman
 DRAWN BY: J. Balko
 CHECKED BY:
 APPROVED BY:

USER NAME = dunkerleyb	DESIGNED -	REVISED
	CHECKED -	REVISED
PLOT SCALE = N.T.S.	DRAWN -	REVISED
PLOT DATE = 11/26/2013	CHECKED -	REVISED

STATE OF ILLINOIS
 DEPARTMENT OF TRANSPORTATION

EXISTING AS-BUILTS SN 016-1088

SHEET NO. AS-36 OF AS-72 SHEETS

F.A.I. R.T.E.	SECTION	COUNTY	TOTAL SHEETS	SHEET NO.
90/94/290	2013-036R	COOK	256	178
CONTRACT NO. 60W71				ILLINOIS FED. AID PROJECT -NUMBER-